

PRODUCT DIRECTORY
2023





GRESHAM

WELCOME.

As one of the UK's leading designers and manufacturers of workplace furniture, our portfolio encompasses office desking, seating, storage and screens plus conference, leisure and breakout collections, offering an holistic solution to your furniture requirements.

We are proud to showcase our extensive collection of products combining design, quality and functionality from a 'True UK Manufacturer'. The latest additions and unique styles complement our established ranges and offer solutions for all environments. Due to our manufacturing capability we can also offer bespoke products to suit your exact requirements, therefore if you do not see the product or style you require, please contact our Sales Office.

• HEAD OFFICE

Platinum Park, Lynstock Way,
Horwich, Bolton BL6 4SA
Tel: 01204 664422
Fax: 01204 664433
Email: info@gof.co.uk

• LONDON SHOWROOM

65 Clerkenwell Road,
London, EC1R 5BL
Tel: 020 7242 5709
Email: londonshowroom@gof.co.uk

CONTENTS

PRODUCT DIRECTORY 2023

DESKING

Bench ² Access Top.....	32
Bench ² Accessories & Cable Trays.....	46
Bench ² Fixed Top.....	38
Bench ² Height Adjustable.....	44
Bench ² Scallop Top.....	34
Cable Management.....	86
D3K Manual Height Adjustable.....	56
D3K Fully Welded.....	76
Design 2000 Fully Welded.....	78
Deskit.....	68
Electrical Accessories.....	88
EX10 Executive.....	57
Home Worker.....	74
Mesa & Mesa Plus.....	48
Modular Reception Units.....	80
Monitor Arm & Accessories.....	94
Rise.....	60
Rise LT.....	64
Rise Squared.....	66
Script.....	10

TABLES

Bench ²	138
Betibo.....	NEW 100
D3K.....	140
Deck.....	128
Doc.....	148
EX10 & X10.....	142
GC1.....	152
GC4.....	154
GD1.....	104
GD3.....	179
GD10.....	106
GD10 Cirque.....	NEW 115
GD27.....	180
iMedia.....	136
Laptop & Utility.....	181
LS21.....	118
LS22.....	119
LS23.....	120
LTA.....	166
LTC.....	168
LTD.....	170
LTF.....	172
Moment.....	122
Multi-Purpose.....	162
Occasional.....	165
Plectra.....	147
Reception.....	176
Relo.....	NEW 182
Script.....	146
Stand Height.....	150
Steps.....	116
Swing Out.....	149
Telford Adapt.....	160
Telford Fixed Top.....	158
Telford Folding Leg.....	159
Telford Tilt Top.....	156
Telford Segment.....	161
Vona.....	178

SCREENS & PODS

Barrier Screens.....	250
Cluster Screens.....	254
Curved Vision Panels.....	256
Free Standing Desktop Screens.....	252
GE6.....	218
GE Acoustics.....	248
GE Mobile Pods.....	216
Glazed Vision Panels.....	251
GOF Desk Mounted Fixing Brackets.....	226
GOF Desk Mounted Linking Posts & Accessories.....	227
GOF Desk Mounted.....	220
GOF Floor Standing Link Posts & Accessories.....	240
GOF Floor Standing.....	228
GOF Goal Post.....	238
GOF Panels.....	236
Kulture Habitat.....	NEW 186
Mesa Plus.....	242
MFC and Acrylic Screens.....	259
Mirage Haze.....	212
Mirage Haze Phone Booth.....	214
Mirage Hutch.....	NEW 192
Mirage Lite.....	243
Mirage Pods.....	194
Mirage Trees.....	NEW 234
Mobile Floor Standing Screens.....	257
Screen Brackets and Accessories.....	253
Static Floor Standing Screens.....	258

STORAGE

Bookcases & Pigeon Hole Units.....	274
Cabinets & Units.....	269
Kulture Quoll.....	280
Modular.....	276
Modular Credenzas & Mobile Units.....	278
Pedestals.....	262
Pedestals & Storage Units.....	264
Planters.....	284
Steel Units & Lockers.....	285
System Capacity Planning.....	268
System.....	266
Top & Base Units.....	272

BESPOKE

Case Studies.....	292
Finishes & Additions.....	290
Introduction.....	286
Our Process.....	288

TASK & VISITOR

Adlington.....	334
Adlington Mesh.....	336
Bromley 24/7.....	338
G Series Fabric.....	318
G Series Mesh.....	319
Harlequin Executive.....	313
Harlequin Mesh.....	331
Industrial.....	340
Keeko.....	312
LS37.....	341
Move Up.....	320
Oscar.....	308
Platinum Ergo.....	326
Platinum Mesh.....	330
Platinum Plus Round.....	322
Platinum Plus Squared.....	324
Platinum Squared.....	328
Santis Ergo.....	332
Santis Squared.....	333
Take Off Executive.....	314
Take Off.....	316
Tamper Proof.....	339
Task Seating Arms.....	306
Task Seating Mechanisms.....	304

CONFERENCE, MEETING & CAFÉ

Bretten.....	382
Café & Bistro.....	379
Coso.....	366
Garo.....	380
GC5.....	374
GC7.....	372
GD2 Stool.....	368
GD3 Stool.....	370
Heavy Duty.....	416
Hour.....	375
Kast.....	344
Kempton.....	413
LC11 Chrome.....	350
LC11 Gas.....	354
LC11 Sled.....	346
LC11 Star.....	348
LC11 Stool.....	352
LC11 Wood.....	349
LC17 Wood.....	355
LC18 Wood.....	356
LG1.....	363
LG4 Chrome.....	360
LG4 Plastic.....	358
LG4 Wood.....	359
LG27.....	371
LG31.....	377
LG33.....	367
LS36.....	362
Meroux.....	383
Meeting Chair.....	408
Metric Plus.....	410
Metric Plus Executive.....	412
Mod.....	414
Oli.....	390
Onio.....	381
Qus.....	365
SJX.....	392
Theia.....	387
Theia Stool.....	388
Turn.....	418
Vona.....	384
Zela.....	400

SOFT SEATING, RECEPTION & BREAKOUT

Adore.....	450
Alvier Sled Leg.....	464
Alvier Tube Leg.....	466
Alvier Wooden Leg.....	462
Atrium.....	507
Betibo.....	454
Betsy.....	449
Chatte.....	504
Claire.....	503
Cubes & Arrows.....	514
Curves, Ovals & Rectangles.....	518
Gallen.....	458
Hecta.....	445
Izzy.....	468
Izzy Lite.....	470
Klyro High Back.....	426
Klyro Low Back.....	428
Klyro Meeting Chair.....	430
Kulture Capaldi.....	496
LG10.....	455
LG30.....	453
Little Hecta.....	444
LS24.....	494
LS35.....	520
Lynstock Choice Reception.....	511
Masca.....	447
Monoko.....	NEW 422
Moons & Rounds.....	516
Motile.....	452
Nao.....	502
Neos.....	502
Newton.....	517
Opso.....	457
Osana Bench.....	NEW 474
Outwood.....	508
Oxy.....	506
Pennine.....	512
Relo.....	NEW 425
Richmond.....	501
Solent.....	510
Sound Station.....	500
Steps 4 Star Base.....	438
Steps Castor Base.....	440
Steps Sled Base.....	436
Steps Swivel Base.....	432
Steps Swivel Wood Clad Base.....	434
Stratt Plus.....	499
Take Off.....	486
Take Off Lite.....	492
Take Off Plus High Back.....	490
Take Off Plus Low Back.....	488
Take Up.....	478
Take Up Booth.....	482
Tiros.....	NEW 472
Unoa Booth.....	NEW 476

BEAM SEATING

Elsa Beam.....	528
SJX Beam.....	524
Zela Beam.....	526

TECHNICAL INFORMATION

Beam Seating Specification.....	533
Gallen Dimensions.....	534
Seating Dimensions.....	536
Take Up Booth Dimensions.....	535

FABRICS & FINISHES

Selected Band Fabrics.....	549
Wood, Metal & Laminate Finishes.....	554

Due to a policy of continuous product improvement & development, we reserve the right to change detail or discontinue products without prior notification. All prices featured are retail and are subject to your agreed contractual/discount structure. VAT is applicable at the current rate. The contents in this brochure is for general information purposes only. Whilst we endeavour to ensure that the information in this brochure is correct, no warranty, express or implied, is given as to its accuracy and we do not accept any liability for error or omission.

OUR STORY

PRODUCT DIRECTORY 2023



WE HAVE BEEN DESIGNING WORK SPACES AND FURNITURE SINCE **1976.**

We employ more than 250 people based at our 200,000sq ft office and factory space in Greater Manchester. Our 'Investors in People' award demonstrates how much we value our workforce. They are expertly skilled to design, produce and install superb workspace furniture. Owned and run by family members, we are proud to be a 'True UK Manufacturer' and share with you the benefits of high quality British goods. As well as clients across the UK, we also export our products internationally.

Since most of us spend many hours each day at work, it is important that we feel both comfortable and happy within that working environment. At Gresham, we consider every aspect of our workspace furniture, through concept and detailed design, prototyping and testing, through to production, assembly and despatch - all backed-up with our dedicated Customer Care team. All of this happens under one roof at our state-of-the-art headquarters in Bolton, with all of our teams working together to ensure we supply the best products and services to you.



Made in Britain brings together the British manufacturing community, united with the use of the registered collective mark. The mark is protected and can only be used by members of Made in Britain that meet the criteria we set to guarantee the member is a British manufacturer.



Gresham is proud to be a member and support the aims and objectives of the trade organisation ACID (Anti Copyright in Design). All of Gresham's designs are supported by ACID through their Copyright & Design Databank and ACID Marketplace.

All intellectual property rights existing in our designs and products (and in the images, text and design of this marketing material) are and will remain the property of Gresham Office Furniture. Any infringement of these rights will be pursued seriously.




GRESHAM DESIGN

Gresham works with some of the finest designers to create individual pieces that reflect your personality and enhance your workspace. The company's in-house team boasts experienced designers with backgrounds in Product Design, Industrial and Furniture Design, Design Engineering, Interior Design and Graphics, to name but a few.

Based at our Bolton studio, our team come from a myriad of disciplines, bringing their expertise to create inspiring designs. Whether for mainstream products, special variations or totally bespoke solutions, we provide a complete service from concept through manufacturing to presentation and hand-over. Working in a high-pressure commercial environment, our team needs to balance creativity and flair with quality.

We continually explore innovations in technology, materials and processing, as well as keeping abreast of style, popular colour trends and the ever-adapting workplace. It's all about getting it right.



CAD FILES

GRESHAM CREATE OUR CAD FILES FOR USE WITHIN AUTOCAD, REVIT, PCON PLANNER, SKETCH UP AND 3DS MAX.

Gresham support our clients by implementing the BIM approach to all of our projects. BIM (Building Information Modelling) is a collaborative way of working allowing different sectors to work on one central model. This process means that Architects, Specifiers and Planners can work smarter, faster and cheaper by sharing standardised design information.

PCon Planner and SketchUp are 3D CAD software packages that are free to download and can be used for planning. They are fast becoming the industry standard which is why we create our portfolio in this format. We upload all of our models to 'The 3D Warehouse' - the world's biggest resource for free 3D CAD models.



INSTALLATION

All installations are undertaken by highly trained & experienced staff at times to suit you. All packaging is removed from site and returned to the factory for recycling.



LOCAL SERVICE

We provide you with peace of mind that you can access products locally from a renowned manufacturer.



PROJECT MANAGEMENT

We provide total Project Management from initial enquiry through to installation. A single point of contact ensures efficiency and avoids tying up your own valued resources.



ERGONOMIC TRAINING

We provide on site ergonomic training to make sure users are familiar with our products ensuring correct seating and posture.

ENVIRONMENT

PRODUCT DIRECTORY 2023



FSC® FOREST STEWARDSHIP COUNCIL®

Its purpose is to promote responsible management of the world’s forests through developing standards, a certification system and trademark recognition. The process of tracking a product back to forest is called “Chain-of-Custody (COC) Certification. Through the COC, companies can demonstrate their commitment to the environment and responsible material sourcing.

Over 99% of the Melamine Faced Chipboard used in the manufacture of office and leisure furniture has been sourced from FSC® certified suppliers. The 1% remaining material, although not FSC® is sourced from non-controversial sources. No trees are cut down specifically to produce MFC.



The mark of responsible forestry

REDUCING CARBON EMISSIONS.

We are committed to reducing our carbon footprint by instigating strategies which will reduce the use of fossil fuels and the amount of greenhouse gases produced by our processes. We continually invest in state of the art equipment to make manufacturing more efficient. We recycle our waste, reducing landfill and continually update our fleet of vehicles to ensure the latest engine technology is employed.



ACCREDITATIONS & CERTIFICATIONS

PRODUCT DIRECTORY 2023

All products are designed and manufactured in conformity to the relevant British and European standards.

Gresham Office Furniture's manufacturing process is achieved in line with the following Accreditations and Certifications:



ISO 14001 : 2015

Environmental Management System.
Initial Registration: May 2001



ISO 45001 : 2018

Health & Safety Management System



Chain of Custody Certification

Initial Certification: December 2004



BS EN ISO 9001 : 2015

Quality Management System - ISO 9001: 2015
Full Member



BCFA

British Contract Furnishing Association. Full Member



INVESTORS IN PEOPLE

New standard for Training, Commitment, Planning and Communications.
Achieved March 2001



CONSTRUCTION LINE

UK's largest register for pre-qualified contractors and consultants. Full Member



SAFE CONTRACTOR

Health & Safety Assessment Scheme.



FIRA

Furniture Industry Research Association. Full Member



FISP

Furniture Industry Sustainability Programme. Full Member



GREEN GROWTH

Made in Britain Green Growth Programme







CHAS

Contractors Health and Safety Assessment Scheme. Full member since 2005.

INTRODUCTION

DESKING

Desking





For optional standard pedestals and storage please see Storage section.



For optional cable management please refer to relevant product page or Cable Management in Desking section.



For optional desktop screens please refer to relevant product page or Screens section.



For optional desk accessories please refer to relevant product page or Monitor Arms & Accessories in Desking section.



For optional desk service modules please see Electrical Accessories in Desking section.



For metal finishes please see Technical Information section.

Pastel Paint
Surcharge = per item.




For board finishes please see Technical Information section.

Adlington Oak
Surcharge = per item
Dark Concrete
Surcharge = per item



For Screen fabrics please see Technical Information section.


- All Desking is available in a choice of MFC finishes.
- Unless otherwise stated all Desking is 727mm high with 25mm thick top panels.



Denotes grain direction

LEG OPTIONS

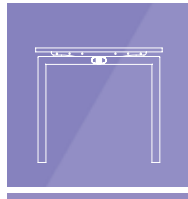
Desking is offered in ranges of dimensions to allow you to plan the most convenient size within your work space. Each range is identified by their end frames which, as well as offering visual differences can incorporate features such as height adjustability or cable management.



Script
Straight Leg




Script
Angled Leg



Bench²
Straight Leg



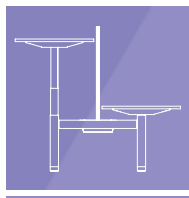
Bench²
Single Sided
Angled Leg




Bench²
Double Sided
Angled Leg




Rise / Rise Lite
Straight Leg




Rise²
Straight Leg



Mesa
Straight Leg



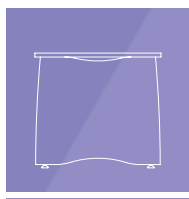
Mesa
Codi Leg



Deskits
Bench²



Deskits
D3K




Deskits
EX10



Deskits
X10



Deskits
Design 2000
Cantilever



Deskits
Design 2000 Panel
End

SCRIPT RECTANGULAR DESKING

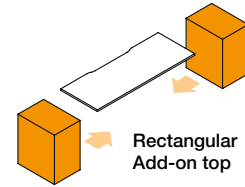
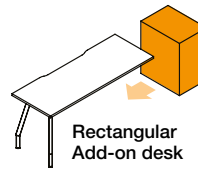
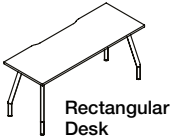
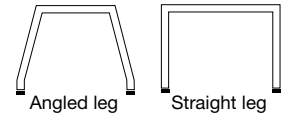


Desking

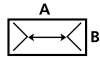
- Script is one of our most popular ranges. Clean, simple, striking and seamless.
- Available with Straight or Angled legs.
- 25mm deep Scallop for cable access.



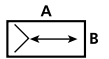
Leg styles



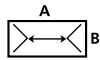
Angled leg Code	Straight leg Code	A	B	MFC Price
Rectangular desk 800mm deep				
XDA188	XDS188	1800	800	
XDA168	XDS168	1600	800	
XDA148	XDS148	1400	800	
XDA128	XDS128	1200	800	
XDA108	XDS108	1000	800	



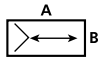
Angled leg Code	Straight leg Code	A	B	MFC Price
Rectangular 800mm deep, Add-on desk packs. Uses 800d Pedestal (not included)				
XDA188A	XDS188A	1800	800	
XDA168A	XDS168A	1600	800	
XDA148A	XDS148A	1400	800	
XDA128A	XDS128A	1200	800	
XDA108A	XDS108A	1000	800	



Angled leg Code	Straight leg Code	A	B	MFC Price
Rectangular desk 600mm deep				
XDA186	XDS186	1800	600	
XDA166	XDS166	1600	600	
XDA146	XDS146	1400	600	
XDA126	XDS126	1200	600	
XDA106	XDS106	1000	600	



Angled leg Code	Straight leg Code	A	B	MFC Price
Rectangular 600mm deep, Add-on desk packs. Uses 600d Pedestal (not included)				
XDA186A	XDS186A	1800	600	
XDA166A	XDS166A	1600	600	
XDA146A	XDS146A	1400	600	
XDA126A	XDS126A	1200	600	
XDA106A	XDS106A	1000	600	

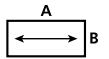


Suffix	Description	Surcharge
H	Desk legs (set of 4) Desk legs (set of 2)	

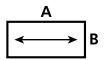
All free standing desks can be fitted with Height adjustable legs. Provides 120mm adjustment.



800mm deep Rectangular Add-on Top Uses 800d Pedestal (not included)				
XD188		1800	800	
XD168		1600	800	
XD148		1400	800	
XD128		1200	800	




600mm deep Rectangular Add-on Top Uses 600d Pedestal (not included)				
XD186		1800	600	
XD166		1600	600	
XD146		1400	600	
XD126		1200	600	



10 Year
Guarantee

SCRIPT RECTANGULAR DESKING

Desking



Rectangular Add-on Desk and Structural Standard Drawer Pedestal

SCRIPT RETURN UNITS DESKING



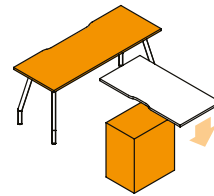
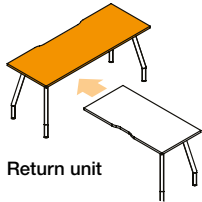
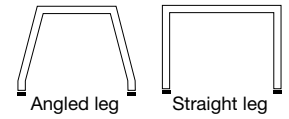
Desking

Return units fit to the front edge of rectangular and angled wave desks (deeper end).

- Used to create right-angled workstations.
- Can fit to left or right hand sides.
- Fly-over top pedestals work the same way.



Leg styles



600mm deep Fly over Top - unhanded
Fits to front edge of workstation to form return unit.

Angled leg Code	Straight leg Code	A	B	MFC Price
-----------------	-------------------	---	---	-----------

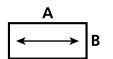
Return desks
Main desk not included

Angled leg Code	Straight leg Code	A	B	MFC Price
XDRU126	XDRUS126	1200	600	
XDRU106	XDRUS106	1000	600	
XDRU086	XDRUS086	800	600	



Fly over top
600mm deep - unhanded uses 600d Pedestals.
Fits to front edge of workstation to form return. Pedestal not included.

Code	A	B	MFC Price
XFT12	1200	600	
XFT10	1000	600	
XFT08	800	600	



Suffix	Description	Surcharge
H	Desk legs (set of 2)	

All free standing desks can be fitted with Height adjustable legs. Provides 120mm adjustment.



10 Year
Guarantee

SCRIPT RETURN UNITS DESKING

Desking



Angled Wave Desks and Fly Over Tops with Structural Standard Drawer Pedestals

SCRIPT ANGLED WAVE DESKING



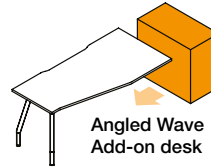
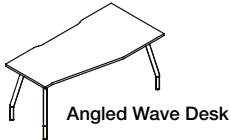
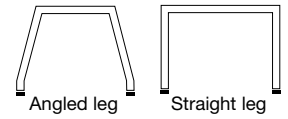
Desking

Angled Wave desks function similarly to rectangular desks



- Users face one particular corner.
- Supplied in left or right hand variants.
- Can accept structural pedestals at 800mm end.

Leg styles



Angled leg Code	Straight leg Code	A	B	C	MFC Price
Angled Wave 1000 to 800mm deep - Right hand					
XWRA1810	XWRS1810	1800	800	1000	
XWRA1610	XWRS1610	1600	800	1000	
XWRA1410	XWRS1410	1400	800	1000	
XWRA1210	XWRS1210	1200	800	1000	
Angled Wave 1000 to 800mm deep - Left hand					
XWLA1810	XWLS1810	1800	800	1000	
XWLA1610	XWLS1610	1600	800	1000	
XWLA1410	XWLS1410	1400	800	1000	
XWLA1210	XWLS1210	1200	800	1000	
Angled Wave 800 to 600mm deep - Right hand					
XWRA1808	XWRS1808	1800	600	800	
XWRA1608	XWRS1608	1600	600	800	
XWRA1408	XWRS1408	1400	600	800	
XWRA1208	XWRS1208	1200	600	800	
Angled Wave 800 to 600mm deep - Left hand					
XWLA1808	XWLS1808	1800	600	800	
XWLA1608	XWLS1608	1600	600	800	
XWLA1408	XWLS1408	1400	600	800	
XWLA1208	XWLS1208	1200	600	800	

Angled leg Code	Straight leg Code	A	B	C	MFC Price
Angled Wave 800 to 600mm deep, Right hand Add-on desk packs. Uses 800d pedestal (not included)					
XWRA1808A	XWRS1808A	1800	600	800	
XWRA1608A	XWRS1608A	1600	600	800	
XWRA1408A	XWRS1408A	1400	600	800	
XWRA1208A	XWRS1208A	1200	600	800	
Angled Wave 800 to 600mm deep, Left hand Add-on desk packs. Uses 800d pedestal (not included)					
XWLA1808A	XWLS1808A	1800	600	800	
XWLA1608A	XWLS1608A	1600	600	800	
XWLA1408A	XWLS1408A	1400	600	800	
XWLA1208A	XWLS1208A	1200	600	800	

Suffix	Description	Surcharge
H	Desk legs (set of 4) Desk legs (set of 2)	



All free standing desks can be fitted with Height adjustable legs. Provides 120mm adjustment.

10 Year
Guarantee

SCRIPT ANGLED WAVE DESKING

Desking



Angled Wave Desk

SCRIPT CURVED WAVE DESKING



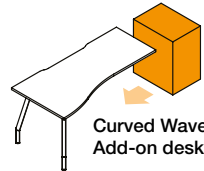
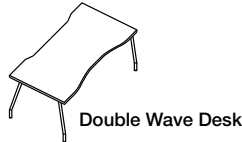
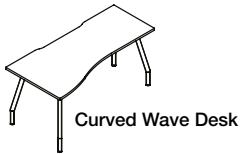
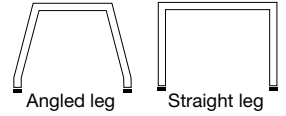
Desking

Curved wave desks function similarly to rectangular desks.

- Users face one particular corner.
- Supplied in left or right hand variants.
- Can accept structural pedestals at narrower end.



Leg styles



Angled leg Code	Straight leg Code	A	B	C	MFC Price
Curved Wave 1000 to 800mm deep - Right hand					
XEWRA1810	XEWRS1810	1800	800	1000	
XEWRA1610	XEWRS1610	1600	800	1000	
XEWRA1410	XEWRS1410	1400	800	1000	
XEWRA1210	XEWRS1210	1200	800	1000	
Curved Wave 1000 to 800mm deep - Left hand					
XEWLA1810	XEWLS1810	1800	800	1000	
XEWLA1610	XEWLS1610	1600	800	1000	
XEWLA1410	XEWLS1410	1400	800	1000	
XEWLA1210	XEWLS1210	1200	800	1000	
Curved Wave 800 to 600mm deep - Right hand					
XEWRA1808	XEWRS1808	1800	600	800	
XEWRA1608	XEWRS1608	1600	600	800	
XEWRA1408	XEWRS1408	1400	600	800	
XEWRA1208	XEWRS1208	1200	600	800	
Curved Wave 800 to 600mm deep - Left hand					
XEWLA1808	XEWLS1808	1800	600	800	
XEWLA1608	XEWLS1608	1600	600	800	
XEWLA1408	XEWLS1408	1400	600	800	
XEWLA1208	XEWLS1208	1200	600	800	
Double Wave 800 to 700mm deep					
XWDA1808	XWDS1808	1800	700	800	
XWDA1608	XWDS1608	1600	700	800	

Angled leg Code	Straight leg Code	A	B	C	MFC Price
Curved Wave 1000 to 800mm deep, Right hand Add-on desk packs Uses 800d pedestal (not included)					
XEWRA1810A	XEWRS1810A	1800	800	1000	
XEWRA1610A	XEWRS1610A	1600	800	1000	
XEWRA1410A	XEWRS1410A	1400	800	1000	
XEWRA1210A	XEWRS1210A	1200	800	1000	
Curved Wave 1000 to 800mm deep, Left hand Add-on desk packs Uses 800d pedestal (not included)					
XEWLA1810A	XEWLS1810A	1800	800	1000	
XEWLA1610A	XEWLS1610A	1600	800	1000	
XEWLA1410A	XEWLS1410A	1400	800	1000	
XEWLA1210A	XEWLS1210A	1200	800	1000	
Curved Wave 800 to 600mm deep, Right hand Add-on desk packs Uses 600d pedestal (not included)					
XEWRA1808A	XEWRS1808A	1800	600	800	
XEWRA1608A	XEWRS1608A	1600	600	800	
XEWRA1408A	XEWRS1408A	1400	600	800	
XEWRA1208A	XEWRS1208A	1200	600	800	
Curved Wave 800 to 600mm deep, Left hand Add-on desk packs Uses 600d pedestal (not included)					
XEWLA1808A	XEWLS1808A	1800	600	800	
XEWLA1608A	XEWLS1608A	1600	600	800	
XEWLA1408A	XEWLS1408A	1400	600	800	
XEWLA1208A	XEWLS1208A	1200	600	800	

10 Year
Guarantee

SCRIPT CURVED WAVE DESKING

Desking

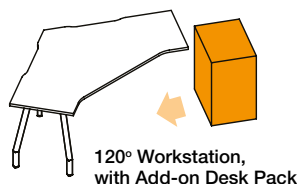
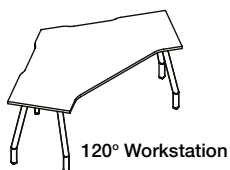


Curved Wave Desks & Structural Steel Drawer Pedestals

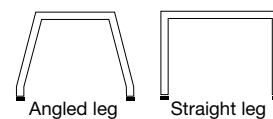
SCRIPT 120° WORKSTATION DESKING

10 Year
Guarantee

Deskings



Leg Styles



Angled leg Code	Straight leg Code	A	B	C	D	MFC Price	Angled leg Code	Straight leg Code	A	B	C	D	MFC Price				
120° Workstation							120° Workstation, Add-on Desk Packs Pedestal Not Included										
XDY128	XDYS128	1200	800	800	1200		XDY128A	XDYS128A	1200	800	800	1200		XDY126A	XDYS126A	1200	600

Suffix	Description	Surcharge
H	Desk legs (set of 6)	

All free standing desks can be fitted with Height adjustable legs. Provides 120mm adjustment.



Conference Ends

Angled leg Code	Straight leg Code	Description	A	B	MFC Price
XSCT16	XSSCT16	Semi-Circular	1640	820	
XSCT12	XSSCT12	Semi-Circular	1240	620	
XSET16	XSSET16	Semi-Elliptical	1640	600	
XSET12	XSSET12	Semi-Elliptical	1240	450	



Semi - Circular Conference End shown with Add-on Desk and Drop Height Storage

10 Year
Guarantee

SCRIPT 120° WORKSTATION DESKING

Desking



120° Workstation

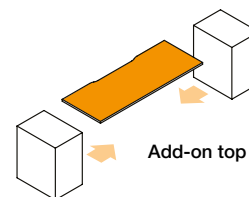
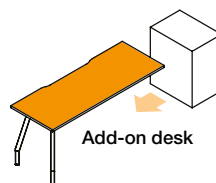
SCRIPT STRUCTURAL PEDESTALS DESKING

10 Year
Guarantee

Desking

Structural Pedestals can be used to replace leg frames.

- Used with Add-on desks or Add-on Tops.
- Cost effective solution.
- Can be shared between two workspaces.
- 800 deep to suit 800 deep Add-on desks or Add-on Tops.
- 600 deep to suit 600 deep Add-on desks or Add-on Tops.



Code W D MFC Price

430mm width - 2 shallow & 1 Filing Drawer

Replaces single fixed height leg as support on Add-on units

3XFP8 430 x 800
3XFP6 430 x 600



300mm width - 2 shallow & 1 Filing Drawer

Replaces single fixed height leg as support on Add-on units

3XSFP8 300 x 800
3XSFP6 300 x 600



Pen tray -
For use in standard drawer units



EPT

Code Description W D MFC Price

Structural Hinged Door Storage with Single Shelf

Available in all MFC wood finishes. White can have white or wood grained door - must be specified.

XHPRW83 Right hand 300 x 800
XHPRW63 Right hand 300 x 600

XHPLW83 Left hand 300 x 800
XHPLW63 Left hand 300 x 600



Structural Hinged Door Storage with Single Shelf

Available in all MFC wood finishes. Frosted Opal Acrylic Door.

XHPRA83 Right hand 300 x 800
XHPRA63 Right hand 300 x 600

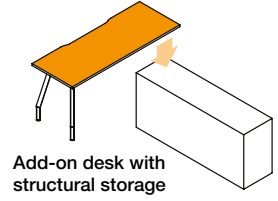
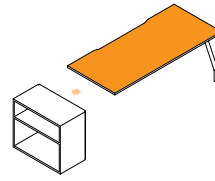
XHPLA83 Left hand 300 x 800
XHPLA63 Left hand 300 x 600



Rectangular Add-on tops & Structural Slim Line Steel Drawer Pedestals

Structural Storage can be used to replace leg frames.

- Used with Add-on desks or Add-on Tops.
- Cost effective solution.
- Available open fronted or with sliding door options.



Add-on desk with structural storage

Code	To fit	MFC Price
800 & 600 x 434mm Open fronted unit		
Replaces single leg as support unit - Can face both ways		
XSUB08	800 deep	
XSUB06	600 deep	

1600 x 434mm Open fronted unit		
Replaces single leg as support unit - Can face both ways		
XSUB168	800 deep	
XSUB166	600 deep	

1600 x 434mm Open fronted unit with full width top (can be used as standalone)		
XSUB16		

1600 x 434mm Single wooden sliding door		
Replaces single leg as support unit - Can face both ways		
XSWD168	800 deep	
XSWD166	600 deep	

1600 x 434mm Single wooden sliding door full width top (can be used as standalone)		
XSWD16		






Code	To fit	MFC Price
800 & 600 x 320mm Slimline Open fronted unit		
Replaces single leg as support unit - Can face both ways		
XSUBS08	800 deep	
XSUBS06	600 deep	

1600 x 320mm Slimline Open fronted unit		
Replaces single leg as support unit - Can face both ways		
XSUBS168	800 deep	
XSUBS166	600 deep	

1600 x 320mm Slimline Open fronted unit with full width top (can be used as standalone)		
XSUBS16		

1600 x 320mm Slimline Single wooden sliding door		
Replaces single leg as support unit - Can face both ways		
XSWDS168	800 deep	
XSWDS166	600 deep	

1600 x 320mm Slimline Single wooden sliding door full width top (can be used as standalone)		
XSWDS16		



SCRIPT OVER DESK STORAGE DESKING

10 Year
Guarantee

Desking

Over Desk Storage file hutches for workspaces.

- Can fit to the rear or side of units.
- Can fit to top of desks or storage units.
- Can be retro-fitted.



Code W D H MFC Price

Open Fronted Desk File Hutch

Fits to all standard desk models and can be retro fitted



XFH16	1584	x	334	x	375
XFH10	1000	x	334	x	375
XFH08	800	x	334	x	375
XFH06	600	x	334	x	375


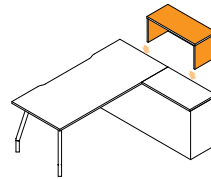

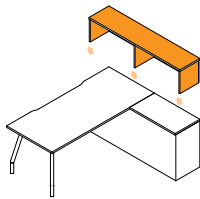


1000mm, 800mm & 600mm



1584mm

Examples of
configuration



For Angled Wave



Rectangular Add-on desk with Structural Storage & File Hutch

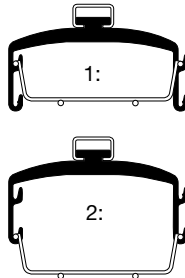


Cable Baskets offer simple cable control under desk worksurfaces.

- Can be retro-fitted.
- Baskets can be positioned in a choice of two heights.
- Baskets are offered in a selection of colours to match legs.

Basket can fit on suspension brackets in two positions:

1. To accommodate tall under desk pedestals under tray.
2. To accommodate transformer plugs in basket. Basket can be unhooked from suspension brackets on one side to provide easy access to cables and modules.



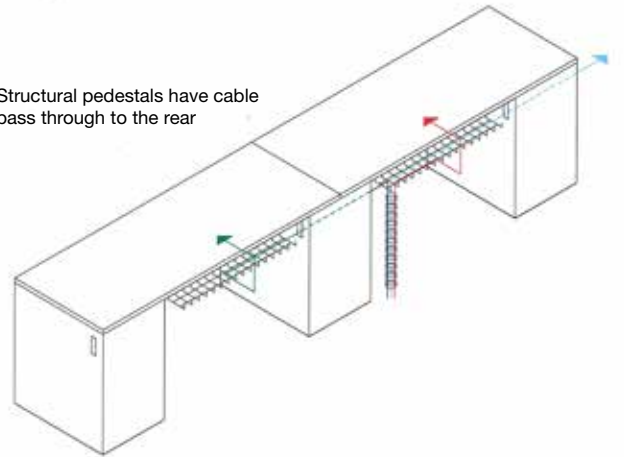
Cable Baskets can be used in a non-modular way i.e. smaller baskets can be fitted where required on a larger desks, e.g. 800 Cable Basket can be fitted on to 1600 Desk.



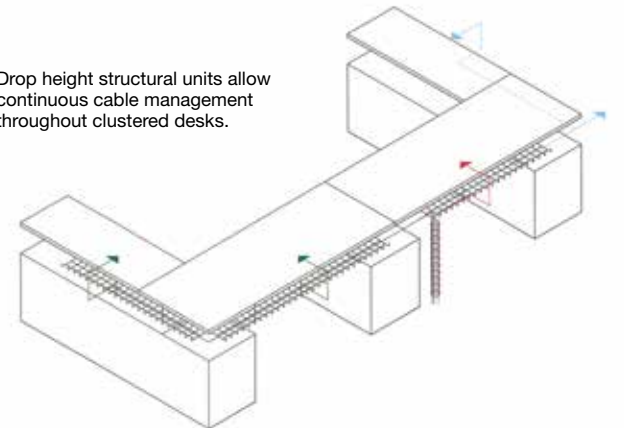
Horizontal Cable Basket - available in Black, Grey, Silver or White. Fits to under desk service rail or suspension brackets can be screwed directly to the underside of the work surface.

Code	Basket length	Top size	Price	Cable Basket positions
MECT16	1426	1800		
MECT14	1222	1600		
MECT12	1019	1400		
MECT10	816	1200		
MECT08	612	1000		
MECT06	410	800		
MECT12	1019	1800		
MECT10	816	1600		
MECT08	612	1400		
MECT06	410	1200		
MECT10	816	1800		
MECT08	612	1600		
MECT06	410	1400		

Structural pedestals have cable pass through to the rear



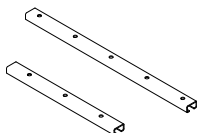
Drop height structural units allow continuous cable management throughout clustered desks.



Return Side Service Rail Pack
Used to suspend cable trays, divider screens on desk ends and return side of desk.



XSRR Fits to 600, 800 & 1000 Sides



SCRIPT MODESTY PANELS DESKING



Desking

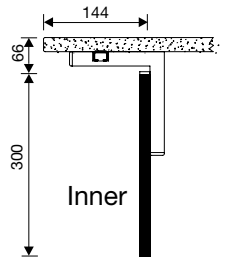
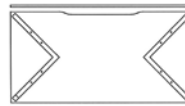
Modesty panels can be fitted to individual Script desks to cover the knee space of the user.

- Optional – need only be specified where required.
- Available in Wooden MFC and Frosted Opal Acrylic.
- Can be fitted in a variety of positions to suit user needs.

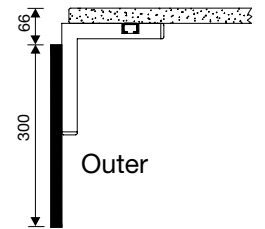
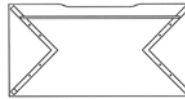


Wooden MFC Code	Acrylic Code	Top Size	Wooden MFC Price	Acrylic Price
XCPW18	XCPA18	1800		
XCPW16	XCPA16	1600		
XCPW14	XCPA14	1400		
XCPW12	XCPA12	1200		
XCPW10	XCPA10	1000		
XCPW08	XCPA08	800		
XCPW06	XCPA06	600		

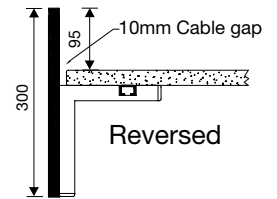
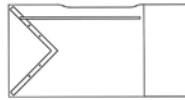
Suspended modesty panel positions



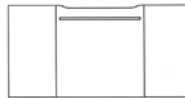
XCPW14	XCPA14	1800		
XCPW12	XCPA12	1600		
XCPW10	XCPA10	1400		
XCPW08	XCPA08	1200		
XCPW06	XCPA06	1000		



XCPW10	XCPA10	1800		
XCPW08	XCPA08	1600		
XCPW06	XCPA06	1400		



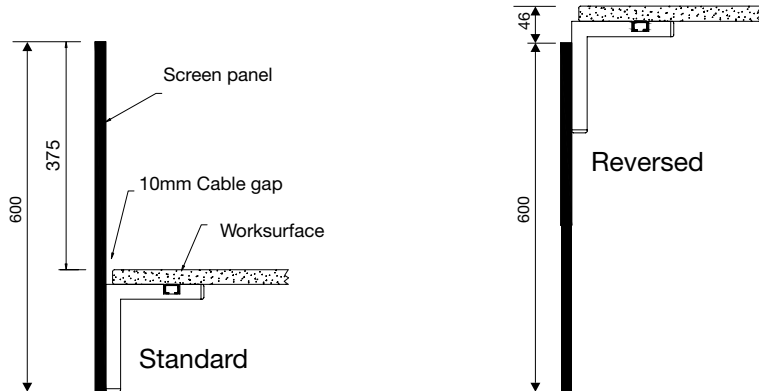
XCPW08	XCPA08	1800		
XCPW06	XCPA06	1600		



Opal Acrylic Modesty Panel (Inner) & Cable Basket

Desk Mounted Screens can be fitted to individual or clustered desks.

- Offers user privacy.
- Delineate personal space.
- Desk mounted screens available in Wooden MFC, Frosted Opal Acrylic and Fabric.
- Full height screens available in MFC.



Code	W	H	Band 1 Price	Band 2 Price	Band 3 Price
Fabric screens - 600 high 375 above desk					
XSDF184	1790	x 600			
XSDF164	1590	x 600			
XSDF144	1390	x 600			
XSDF124	1190	x 600			
XSDF104	990	x 600			
XSDF084	790	x 600			
XSDF064	590	x 600			

Code	W	H	Price
Frosted Opal Acrylic screens - 600 high 375 above desk			
XSDA184	1790	x 600	
XSDA164	1590	x 600	
XSDA144	1390	x 600	
XSDA124	1190	x 600	
XSDA104	990	x 600	
XSDA084	790	x 600	
XSDA064	590	x 600	

***MFC screens - 600 high 375 above desk**

XSDW184	1790	x 600	
XSDW164	1590	x 600	
XSDW144	1390	x 600	
XSDW124	1190	x 600	
XSDW104	990	x 600	
XSDW084	790	x 600	
XSDW064	590	x 600	

***M.F.C - Full height 375 above desk**

XSDW1811	1790	x 1110	
XSDW1611	1590	x 1110	
XSDW1411	1390	x 1110	
XSDW1211	1190	x 1110	
XSDW1011	990	x 1110	
XSDW0811	790	x 1110	
XSDW0611	590	x 1110	

*Available in all finishes including Accent colours

Code	Description	Price
Magnetic Name Plate/Label Holder - to fit MFC Screens only		

XSRLH 100mm wide (pack of 5).
Supplied with acetate cover strips. Items stick to magnetic board below.



Magnetic Board - to fit MFC Screens only

XSDNP 230w x 320d magnetic board
Can be used with magnetic holders and name plate / label holder.
Metalwork colour must be specified.



Fabric Pin Board - to fit MFC Screens only

XSFP08 800 x 300 high fabric pin board
XSFP06 600 x 300 high fabric pin board
Band 1 screen fabric.
Metalwork colour must be specified.



A4 Tray - to fit MFC Screens only

XSATRAY A4 tray
Metalwork colour must be specified.



Stationery Tray - to fit MFC Screens only

XSSTRAY Stationery tray
Metalwork colour must be specified.



Phone Dock - to fit MFC Screens only

XSPD Holds mobile phone to screen
Metalwork colour must be specified.



Tablet Dock - to fit MFC Screens only

XSPDI Holds tablet to screen
Metalwork colour must be specified.



Screen Rail Pen Tray - to fit MFC Screens only

XSPSP Screen rail pencil slot
Metalwork colour must be specified.

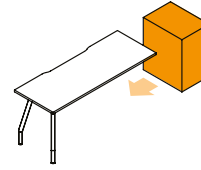


SCRIPT SYSTEM DESKING



Desking

- Script products are designed for clean-lined aesthetics and ease of use.
- Steel drawers are used for added functionality and strength.
- 600mm deep runners have 3/4 extension. 800mm deep runners have full extension on bottom drawer.
- Filing frames sold separately.



Code W D MFC Price

443mm width - Single drawer

Replaces single fixed height leg as support on Add-on units

1XFPT8	443 x 800
1XFPT6	443 x 600



Code W D MFC Price

343mm width - 2 deep drawers*

Replaces single fixed height leg as support on Add-on units

2XSFPT8	343 x 800
2XSFPT6	343 x 600



443mm width - 2 deep drawers*

Replaces single fixed height leg as support on Add-on units

2XFPT8	443 x 800
2XFPT6	443 x 600



343mm width - 2 shallow & 1 deep drawer*

Replaces single fixed height leg as support on Add-on units

3XSFPT8	343 x 800
3XSFPT6	343 x 600



443mm width - 2 shallow & 1 deep drawer*

Replaces single fixed height leg as support on Add-on units

3XFPT8	443 x 800
3XFPT6	443 x 600



343mm width - 4 shallow drawers

Replaces single fixed height leg as support on Add-on units

4XSFPT8	343 x 800
4XSFPT6	343 x 600



443mm width - 4 shallow drawers

Replaces single fixed height leg as support on Add-on units

4XFPT8	443 x 800
4XFPT6	443 x 600



*can accept filing frame. Filing frame sold separately.

10 Year
Guarantee

SCRIPT SYSTEM DESKING

Desking



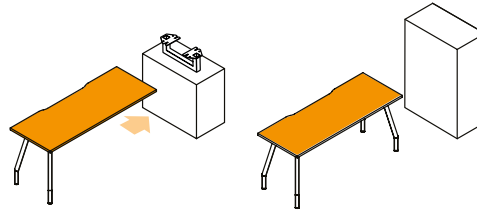
Rectangular Add-on Tops with Drop Height & Overhead Storage

SCRIPT SYSTEM DESKING



Desking

- Drop Height Pedestal creates pass through zone for electrics.
- Script pedestals have finger-pull drawer fronts and Steel System Drawers.
- Finished height including offset bracket 702mm.



Code W D MFC Price

443mm width - 1 shallow drawer & 1 deep drawer*
Replaces single fixed height leg as support on Add-on units. Supplied with desk offset bracket.

2XFPTD8	443	x	800
2XFPTD6	443	x	600



443mm width - 3 shallow drawers
Replaces single fixed height leg as support on Add-on units. Supplied with desk offset bracket.

3XPTD8	443	x	800
3XPTD6	443	x	600



343mm width - 1 shallow drawer & 1 deep drawer*
Replaces single fixed height leg as support on Add-on units. Supplied with desk offset bracket.

2XSFPD8	343	x	800
2XSFPD6	343	x	600



343mm width - 3 shallow drawers
Replaces single fixed height leg as support on Add-on units. Supplied with desk offset bracket.

3XSPTD8	343	x	800
3XSPTD6	343	x	600



Single Drawer Tower Pedestal - 1110h x 443w
Sits adjacent or between desks

1XTOW8	443	x	800
1XTOW6	443	x	600

Script Steel Drawer Pedestal Accessories

Code Description Price

Pen Trays

SLPT04	416 retro fit pull out pen tray	
SLPT03	316 retro fit pull out pen tray	



TPT

Drop in pen tray fits slimline & full width



Filing Frames

PEDFF84	800 deep x 416 wide
PEDFF64	600 deep x 416 wide
PEDFF83	800 deep x 316 wide
PEDFF63	600 deep x 316 wide



Filing Frames

Drawer dividers

416DIV	416 divider for shallow drawer
A4DIV	A4 partition
A5DIV	A5 partition
A6DIV	A6 partition
A7DIV	A7 partition

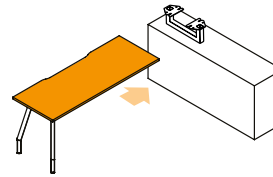
*can accept filing frame. Filing frame sold separately.



Rectangular Add-on Top and Add-on Desk with Drop Height Storage and Pedestal



- Creates cable pass-through zone
- Finished height including offset bracket 702mm.



Code To fit MFC Price

Drop height Open fronted units

Replaces single fixed height leg as support on Add-on units. Supplied with offset bracket.



XDUB10	1000 deep
XDUB08	800 deep
XDUB06	600 deep

1600mm x 434mm Drop height Open to upper and lower section

Supplied with desk offset bracket.



XDUBOF1610	1000 deep
XDUBOF1608	800 deep
XDUBOF1606	600 deep

1600mm x 434mm Drop height Open to upper section, drawers to lower - locking

Supplied with desk offset bracket.



XDUBDR1610	1000 deep
XDUBDR1608	800 deep
XDUBDR1606	600 deep

1600mm 434mm Drop height Full height hinged doors - locking

Supplied with offset bracket.



XDUBHD1610	1000 deep
XDUBHD1608	800 deep
XDUBHD1606	600 deep

1600mm x 434mm double sliding wooden door - locking

Supplied with desk offset bracket.



XDUBS1610	1000 deep
XDUBS1608	800 deep
XDUBS1606	600 deep

1600mm x 434mm single sliding wooden door - locking

Supplied with desk offset bracket



XDUBWS1610	1000 deep
XDUBWS1608	800 deep
XDUBWS1606	600 deep

Structural Drop Height Accessories

Rear upstand, Infill top panels, Upholstered seat cushion & Pen tray.

Code Description MFC Price

Rear Upstand

XRU16 Fits to 1600 wide top



Infill top panels -

Used with drop height units to create continuous worksurface.



XIT10	1600 x 434 infill top to fit 1000 top
XIT08	1600 x 434 infill top to fit 800 top
XIT06	1600 x 434 infill top to fit 600 top

Upholstered seat cushion -

Fits to top of unit to provide perching area.



XUSC06	600 x 430 cushion to drop height top
Band 1	
Band 2	
Band 3	
Band 4	
Band 5	
Band 6	
Band 7	

Price

Pull out pen tray -

Can be fitted to open sections of storage.



SLPT Can be retro fitted (screw-on)

SCRIPT SYSTEM DESKING

10 Year
Guarantee

Desking

Code **To fit** **MFC Price**

1600mm x 434mm drop height file drawer / Wooden sliding door combo - locking
Supplied with desk offset bracket, Drawer is lockable



Right hand unit shown



Right hand units

XDUF1610WR 1000 deep
XDUF1608WR 800 deep
XDUF1606WR 600 deep

Left hand units

XDUF1610WL 1000 deep
XDUF1608WL 800 deep
XDUF1606WL 600 deep

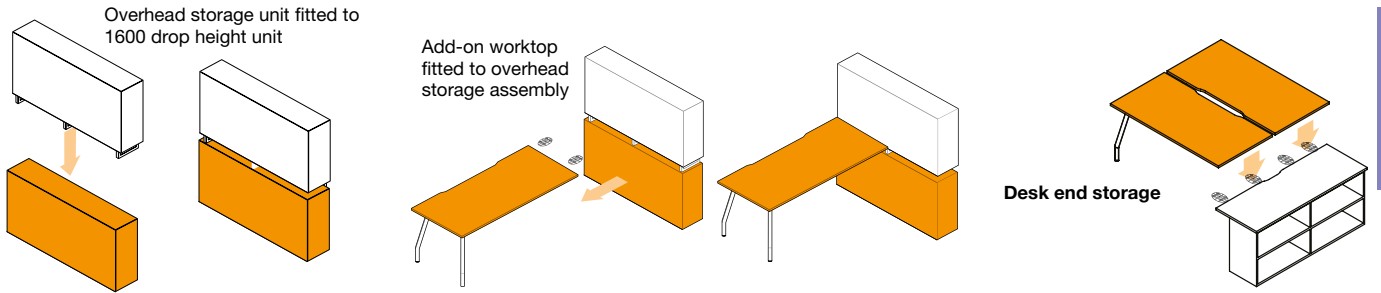


Rectangular Add-on Top & Structural Storage



SCRIPT SYSTEM DESKING

Desking



Code	Description	MFC Price	Code	Description	MFC Price
		↔			
	<p>Open fronted 1600w x 434d x 1010h with two tier open fronts Fits to 1600 drop height return structural storage. Supplied with linking kit.</p> <p>XDFOHW16 Wooden Back XDFOHA16 Wooden / Acrylic Back</p>			<p>Hinged door - 1640w x 600d x 727h with two locking doors Used with back to back 800 deep desk clusters. Supplied with linking kit.</p> <p>XSEHD16</p>	
	<p>Desk End Storage</p> <p>Open fronted - 1640w x 600d x 727h with two adjustable shelves Used with back to back 800 deep desk clusters. Supplied with linking kit.</p> <p>XSEOF16</p>			<p>Filing drawer - 1640w x 600d x 727h with two tier filing - locking and anti-tilt filing frame Used with back to back 800 deep desk clusters. Supplied with linking kit.</p> <p>XSEFD16</p>	

BENCH² ACCESS TOP DESKING



Desking

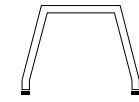


Access Top

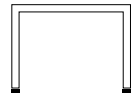
- Sliding top for cable tray access.
- Includes cable tray. Please specify bracket depth (increased or standard depth).
- Screens fitted independent of top.
- Accessories i.e. Monitor Arms and Power Modules clamp to rear.
- Can share end frame on back to back and side to side units resulting in cost effective solutions.



Leg styles



Angled leg prefix code with A



Straight leg

Angled leg not available on double sided add-on units.

Starter Unit Code	MFC Price	Add-on unit Code	MFC Price	A	B
-------------------	-----------	------------------	-----------	---	---

Rectangular Desk 800mm deep

Intermediate end frames not available on single sided units.



BA2008Z		BA2008AZ		2000 x 800
BA1808Z		BA1808AZ		1800 x 800
BA1608Z		BA1608AZ		1600 x 800
BA1408Z		BA1408AZ		1400 x 800
BA1208Z		BA1208AZ		1200 x 800
BA1008Z		BA1008AZ		1000 x 800
BA0808Z		BA0808AZ		800 x 800

Rectangular Desk 600mm Deep

Intermediate end frames not available on single sided units.



BA2006Z		BA2006AZ		2000 x 600
BA1806Z		BA1806AZ		1800 x 600
BA1606Z		BA1606AZ		1600 x 600
BA1406Z		BA1406AZ		1400 x 600
BA1206Z		BA1206AZ		1200 x 600
BA1006Z		BA1006AZ		1000 x 600
BA0806Z		BA0806AZ		800 x 600

Rectangular Desk Double Sided 1600mm Deep

Intermediate end frames supplied with add-on back to back units.



BA2016Z		BA2016AZ		2000 x 1600
BA1816Z		BA1816AZ		1800 x 1600
BA1616Z		BA1616AZ		1600 x 1600
BA1416Z		BA1416AZ		1400 x 1600
BA1216Z		BA1216AZ		1200 x 1600
BA1016Z		BA1016AZ		1000 x 1600
BA0816Z		BA0816AZ		800 x 1600

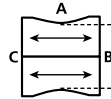
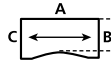
Rectangular Desk Double Sided 1200mm Deep

Intermediate end frames supplied with add-on back to back units.



BA2012Z		BA2012AZ		2000 x 1200
BA1812Z		BA1812AZ		1800 x 1200
BA1612Z		BA1612AZ		1600 x 1200
BA1412Z		BA1412AZ		1400 x 1200
BA1212Z		BA1212AZ		1200 x 1200
BA1012Z		BA1012AZ		1000 x 1200
BA0812Z		BA0812AZ		800 x 1200

Starter Unit Code	MFC Price	Add-on unit Code	MFC Price	A	B	C
Double Wave Desking Single Sided						
Intermediate end frames not available on single sided units.						
BADW1808Z		BADW1808AZ		1800 x	600 x	800
BADW1608Z		BADW1608AZ		1600 x	600 x	800
BADW1810Z		BADW1810AZ		1800 x	800 x	1000
BADW1610Z		BADW1610AZ		1600 x	800 x	1000
Double Wave Desking Double Sided						
Intermediate end frames supplied with add-on back to back units.						
BADW1816Z		BADW1816AZ		1800 x	1200 x	1600
BADW1616Z		BADW1616AZ		1600 x	1200 x	1600
BADW1820Z		BADW1820AZ		1800 x	1600 x	2000
BADW1620Z		BADW1620AZ		1600 x	1600 x	2000



Access Top Double Wave Back to Back Desking with Angled Legs

BENCH² SCALLOP TOP RECTANGULAR DESKING



Desking

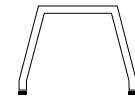


Scallop Top

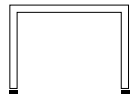
- A variation on our popular Bench² Fixed Top.
- 45mm deep Scallop feature for cable access.
- Accessories are clamped to rear edge of top. Keeps worksurface free of cable ports.
- Accepts optional screens and cable trays.
- Can share end frame on back to back and side to side units resulting in cost effective solutions.



Leg styles



Angled leg prefix code with A



Straight leg

Angled leg not available on double sided add-on units.

Starter Unit Code	MFC Price	Add-on unit Code	MFC Price	A	B
Rectangular Desk 1000mm Deep					
Intermediate end frames not available on single sided units.					
BFS2010Z		BFS2010AZ		2000	1000
BFS1810Z		BFS1810AZ		1800	1000
BFS1610Z		BFS1610AZ		1600	1000
BFS1410Z		BFS1410AZ		1400	1000
BFS1210Z		BFS1210AZ		1200	1000
BFS1010Z		BFS1010AZ		1000	1000
BFS0810Z		BFS0810AZ		800	1000



Starter Unit Code	MFC Price	Add-on unit Code	MFC Price	A	B
Double Sided Rectangular Desk 2000mm Deep					
Intermediate end frames supplied with back to back add-on units.					
BFS2020Z		BFS2020AZ		2000	2000
BFS1820Z		BFS1820AZ		1800	2000
BFS1620Z		BFS1620AZ		1600	2000
BFS1420Z		BFS1420AZ		1400	2000
BFS1220Z		BFS1220AZ		1200	2000
BFS1020Z		BFS1020AZ		1000	2000
BFS0820Z		BFS0820AZ		800	2000



Starter Unit Code	MFC Price	Add-on unit Code	MFC Price	A	B
Rectangular Desk 800mm Deep					
Intermediate end frames not available on single sided units.					
BFS2008Z		BFS2008AZ		2000	800
BFS1808Z		BFS1808AZ		1800	800
BFS1608Z		BFS1608AZ		1600	800
BFS1408Z		BFS1408AZ		1400	800
BFS1208Z		BFS1208AZ		1200	800
BFS1008Z		BFS1008AZ		1000	800
BFS0808Z		BFS0808AZ		800	800



Starter Unit Code	MFC Price	Add-on unit Code	MFC Price	A	B
Double Sided Rectangular Desk 1600mm Deep					
Intermediate end frames supplied with back to back add-on units.					
BFS2016Z		BFS2016AZ		2000	1600
BFS1816Z		BFS1816AZ		1800	1600
BFS1616Z		BFS1616AZ		1600	1600
BFS1416Z		BFS1416AZ		1400	1600
BFS1216Z		BFS1216AZ		1200	1600
BFS1016Z		BFS1016AZ		1000	1600
BFS0816Z		BFS0816AZ		800	1600



Starter Unit Code	MFC Price	Add-on unit Code	MFC Price	A	B
Rectangular Desk 600mm Deep					
Intermediate end frames not available on single sided units.					
BFS2006Z		BFS2006AZ		2000	600
BFS1806Z		BFS1806AZ		1800	600
BFS1606Z		BFS1606AZ		1600	600
BFS1406Z		BFS1406AZ		1400	600
BFS1206Z		BFS1206AZ		1200	600
BFS1006Z		BFS1006AZ		1000	600
BFS0806Z		BFS0806AZ		800	600



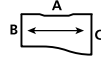
Starter Unit Code	MFC Price	Add-on unit Code	MFC Price	A	B
Double Sided Rectangular Desk 1200mm Deep					
Intermediate end frames supplied with back to back add-on units.					
BFS2012Z		BFS2012AZ		2000	1200
BFS1812Z		BFS1812AZ		1800	1200
BFS1612Z		BFS1612AZ		1600	1200
BFS1412Z		BFS1412AZ		1400	1200
BFS1212Z		BFS1212AZ		1200	1200
BFS1012Z		BFS1012AZ		1000	1200
BFS0812Z		BFS0812AZ		800	1200



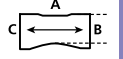
Scallop Top Rectangular Single Sided Desking with Angled Legs

BENCH² SCALLOP TOP WAVE DESKING

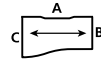
Starter Unit Code	MFC Price	Add-on unit Code	MFC Price	A	B	C
Right hand Wave Desk 800/1000mm						
Intermediate end frames not available on single sided units.						
BWSR1808Z		BWSR1808AZ		1800	800	1000
BWSR1608Z		BWSR1608AZ		1600	800	1000
BWSR1408Z		BWSR1408AZ		1400	800	1000
BWSR1208Z		BWSR1208AZ		1200	800	1000



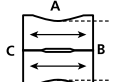
Starter Unit Code	MFC Price	Add-on unit Code	MFC Price	A	B	C
Double Wave Desk						
Intermediate end frames not available on single sided units.						
BFSDW1808Z		BFSDW1808AZ		1800	600	800
BFSDW1608Z		BFSDW1608AZ		1600	600	800
BFSDW1810Z		BFSDW1810AZ		1800	800	1000
BFSDW1610Z		BFSDW1610AZ		1600	800	1000



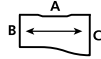
Starter Unit Code	MFC Price	Add-on unit Code	MFC Price	A	B	C
Left hand Wave Desk 800/1000mm						
Intermediate end frames not available on single sided units.						
BWSL1808Z		BWSL1808AZ		1800	800	1000
BWSL1608Z		BWSL1608AZ		1600	800	1000
BWSL1408Z		BWSL1408AZ		1400	800	1000
BWSL1208Z		BWSL1208AZ		1200	800	1000



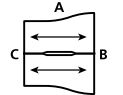
Starter Unit Code	MFC Price	Add-on unit Code	MFC Price	A	B	C
Double Wave Double Sided Desk Back to Back						
Intermediate end frames supplied with back to back add-on units.						
BFSDW1816Z		BFSDW1816AZ		1800	1200	1600
BFSDW1616Z		BFSDW1616AZ		1600	1200	1600
BFSDW1820Z		BFSDW1820AZ		1800	1600	2000
BFSDW1620Z		BFSDW1620AZ		1600	1600	2000



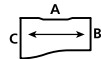
Starter Unit Code	MFC Price	Add-on unit Code	MFC Price	A	B	C
Right hand Wave Desk 600/800mm						
Intermediate end frames not available on single sided units.						
BWSR1806Z		BWSR1806AZ		1800	600	800
BWSR1606Z		BWSR1606AZ		1600	600	800
BWSR1406Z		BWSR1406AZ		1400	600	800
BWSR1206Z		BWSR1206AZ		1200	600	800



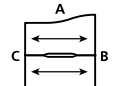
Starter Unit Code	MFC Price	Add-on unit Code	MFC Price	A	B	C
Double Sided Wave Desk 600/800mm Back to Back						
Intermediate end frames supplied with back to back add-on units.						
BWSC1816Z		BWSC1816AZ		1800	1600	1200
BWSC1616Z		BWSC1616AZ		1600	1600	1200
BWSC1416Z		BWSC1416AZ		1400	1600	1200
BWSC1216Z		BWSC1216AZ		1200	1600	1200



Starter Unit Code	MFC Price	Add-on unit Code	MFC Price	A	B	C
Left hand Wave Desk 600/800mm						
Intermediate end frames not available on single sided units.						
BWSL1806Z		BWSL1806AZ		1800	600	800
BWSL1606Z		BWSL1606AZ		1600	600	800
BWSL1406Z		BWSL1406AZ		1400	600	800
BWSL1206Z		BWSL1206AZ		1200	600	800



Starter Unit Code	MFC Price	Add-on unit Code	MFC Price	A	B	C
Double Sided Wave Desk 800/1000mm Back to Back						
Intermediate end frames supplied with back to back add-on units.						
BWSC1820Z		BWSC1820AZ		1800	2000	1600
BWSC1620Z		BWSC1620AZ		1600	2000	1600
BWSC1420Z		BWSC1420AZ		1400	2000	1600
BWSC1220Z		BWSC1220AZ		1200	2000	1600



Scallop Top Back to Back Rectangular Desks with Angled Legs

BENCH² SCALLOP TOP DESKING



Desking

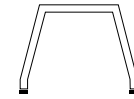


Scallop Top

- A variation on our popular Bench² Fixed Top.
- 45mm deep Scallop feature for cable access.
- Accessories are clamped to rear edge of top. Keeps worksurface free of cable ports.
- Accepts optional screens and cable trays.
- Can share end frame on back to back and side to side units resulting in cost effective solutions.



Leg styles



Angled leg prefix code with A



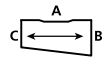
Straight leg

Angled leg not available on double sided add-on units.

Starter Unit Code	MFC Price	Add-on unit Code	MFC Price
-------------------	-----------	------------------	-----------

Right Handed - Angular Desking

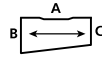
Intermediate end frames not available on single sided units.



BFSAR1806Z		BFSAR1806AZ	1800 x 800 x 600
BFSAR1808Z		BFSAR1808AZ	1800 x 1000 x 800

Left Handed - Angular Desking

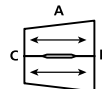
Intermediate end frames not available on single sided units.



BFSAL1806Z		BFSAL1806AZ	1800 x 800 x 600
BFSAL1808Z		BFSAL1808AZ	1800 x 1000 x 800

Double Sided Angular Desking

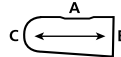
Intermediate end frames supplied with back to back add-on units.



BFSAC1812Z		BFSAC1812AZ	1800 x 1600 x 1200
BFSAC1816Z		BFSAC1816AZ	1800 x 2000 x 1600

Right Handed - Angular Conference Desk

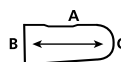
Intermediate end frames not available on single sided units.



BFSAR22DZ		BFSAR22DAZ	2200 x 1000 x 800
-----------	--	------------	-------------------

Left Handed - Angular Conference Desk

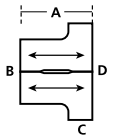
Intermediate end frames not available on single sided units.



BFSAL22DZ		BFSAL22DAZ	2200 x 1000 x 800
-----------	--	------------	-------------------

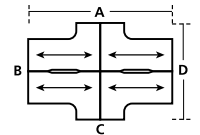
Workstation Back to Back Cluster

BUSC1824Z	1800	x	1600	x	600	x	2400
BUSC1624Z	1600	x	1600	x	600	x	2400
BUSC1424Z	1400	x	1600	x	600	x	2400



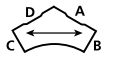
Workstation 4 Way Cluster

BUSC3624Z	3600	x	1600	x	1200	x	2400
BUSC3224Z	3200	x	1600	x	1200	x	2400
BUSC2824Z	2800	x	1600	x	1200	x	2400



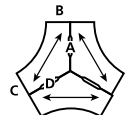
120° Symmetrical Workstation

BSSW1208Z	1200	x	800	x	800	x	1200
BSSW1206Z	1200	x	600	x	600	x	1200
BSSW1006Z	1000	x	600	x	600	x	1000



120° 3 Way Workstation Cluster

BSSWC1216Z	1200	x	800	x	800	x	1200
BSSWC1212Z	1200	x	600	x	600	x	1200
BSSWC1012Z	1000	x	600	x	600	x	1000

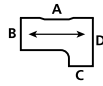


Scallop Top Double Sided with Angled Legs

Code A B C D MFC Price

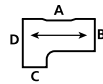
Right Hand - Workstation

BUSR1812Z	1800	x 800	x 600	x 1200	
BUSR1612Z	1600	x 800	x 600	x 1200	
BUSR1412Z	1400	x 800	x 600	x 1200	



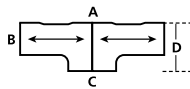
Left Hand - Workstation

BUSL1812Z	1800	x 800	x 600	x 1200	
BUSL1612Z	1600	x 800	x 600	x 1200	
BUSL1412Z	1400	x 800	x 600	x 1200	



Workstation Side to Side Cluster Shared 1200mm Endframe

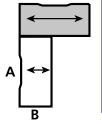
BUSC3612Z	3600	x 800	x 1200	x 1200	
BUSC3212Z	3200	x 800	x 1200	x 1200	
BUSC2812Z	2800	x 800	x 1200	x 1200	



Code A B MFC Price

800mm Fixed top return units - To suit 800 deep only

BRSU126Z	1200	x 600	
BRSU106Z	1000	x 600	
BRSU086Z	800	x 600	



Scallop Top Double Wave Back to Back Desking with Straight Legs

BENCH² FIXED TOP RECTANGULAR DESKING



Desking

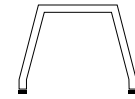


Fixed Top

- Cable access via cable ports.
- Accepts optional cable tray.
- Accessories i.e. Screens and Monitor Arms are fixed to the top via a cable port.
- Can share end frame on back to back and side to side units resulting in cost effective solutions.



Leg styles



Angled leg prefix code with A



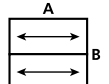
Straight leg

Angled leg not available on double sided add-on units.

Starter Unit Code	MFC Price	Add-on unit Code	MFC Price	A	B
Rectangular Desk 1000mm Deep					
Intermediate end frames not available on single sided units.					
BF2010Z		BF2010AZ		2000	1000
BF1810Z		BF1810AZ		1800	1000
BF1610Z		BF1610AZ		1600	1000
BF1410Z		BF1410AZ		1400	1000
BF1210Z		BF1210AZ		1200	1000
BF1010Z		BF1010AZ		1000	1000
BF0810Z		BF0810AZ		800	1000



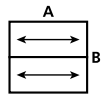
Starter Unit Code	MFC Price	Add-on unit Code	MFC Price	A	B
Double Sided Rectangular Desk 2000mm Deep					
Intermediate end frames supplied with back to back add-on units.					
BF2020Z		BF2020AZ		2000	2000
BF1820Z		BF1820AZ		1800	2000
BF1620Z		BF1620AZ		1600	2000
BF1420Z		BF1420AZ		1400	2000
BF1220Z		BF1220AZ		1200	2000
BF1020Z		BF1020AZ		1000	2000
BF0820Z		BF0820AZ		800	2000



Starter Unit Code	MFC Price	Add-on unit Code	MFC Price	A	B
Rectangular Desk 800mm Deep					
Intermediate end frames not available on single sided units.					
BF2008Z		BF2008AZ		2000	800
BF1808Z		BF1808AZ		1800	800
BF1608Z		BF1608AZ		1600	800
BF1408Z		BF1408AZ		1400	800
BF1208Z		BF1208AZ		1200	800
BF1008Z		BF1008AZ		1000	800
BF0808Z		BF0808AZ		800	800



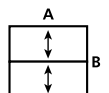
Starter Unit Code	MFC Price	Add-on unit Code	MFC Price	A	B
Double Sided Rectangular Desk 1600mm Deep					
Intermediate end frames supplied with back to back add-on units.					
BF2016Z		BF2016AZ		2000	1600
BF1816Z		BF1816AZ		1800	1600
BF1616Z		BF1616AZ		1600	1600
BF1416Z		BF1416AZ		1400	1600
BF1216Z		BF1216AZ		1200	1600
BF1016Z		BF1016AZ		1000	1600
BF0816Z		BF0816AZ		800	1600



Starter Unit Code	MFC Price	Add-on unit Code	MFC Price	A	B
Rectangular Desk 600mm Deep					
Intermediate end frames not available on single sided units.					
BF2006Z		BF2006AZ		2000	600
BF1806Z		BF1806AZ		1800	600
BF1606Z		BF1606AZ		1600	600
BF1406Z		BF1406AZ		1400	600
BF1206Z		BF1206AZ		1200	600
BF1006Z		BF1006AZ		1000	600
BF0806Z		BF0806AZ		800	600




Starter Unit Code	MFC Price	Add-on unit Code	MFC Price	A	B
Double Sided Rectangular Desk 1200mm Deep					
Intermediate end frames supplied with back to back add-on units.					
BF2012Z		BF2012AZ		2000	1200
BF1812Z		BF1812AZ		1800	1200
BF1612Z		BF1612AZ		1600	1200
BF1412Z		BF1412AZ		1400	1200
BF1212Z		BF1212AZ		1200	1200
BF1012Z		BF1012AZ		1000	1200
BF0812Z		BF0812AZ		800	1200



10 Year
Guarantee

BENCH² FIXED TOP RECTANGULAR DESKING

Desking



Fixed Top Rectangular Back to Back Desking with Angled Legs

BENCH² FIXED TOP WAVE DESKING



Deskings

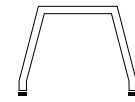


Fixed Top

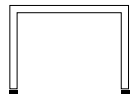
- Cable access via cable ports.
- Accepts optional cable tray.
- Accessories i.e. Screens and Monitor Arms are fixed to the top via a cable port.
- Can share end frame on back to back and side to side units resulting in cost effective solutions.



Leg styles



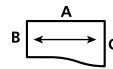
Angled leg prefix code with A



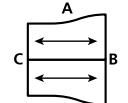
Straight leg

Angled leg not available on double sided add-on units.

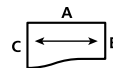
Starter Unit Code	MFC Price	Add-on unit Code	MFC Price	A	B	C
Right hand Wave Desk 600/800mm						
Intermediate end frames not available on single sided units.						
BWR1806Z		BWR1806AZ		1800	600	800
BWR1606Z		BWR1606AZ		1600	600	800
BWR1406Z		BWR1406AZ		1400	600	800
BWR1206Z		BWR1206AZ		1200	600	800



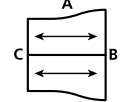
Starter Unit Code	MFC Price	Add-on unit Code	MFC Price	A	B	C
Double Sided Wave Desk 600/800mm Back to Back						
Intermediate end frames supplied with back to back add-on units.						
BWC1816Z		BWC1816AZ		1800	1600	1200
BWC1616Z		BWC1616AZ		1600	1600	1200
BWC1416Z		BWC1416AZ		1400	1600	1200
BWC1216Z		BWC1216AZ		1200	1600	1200



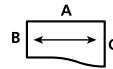
Starter Unit Code	MFC Price	Add-on unit Code	MFC Price	A	B	C
Left hand Wave Desk 600/800mm						
Intermediate end frames not available on single sided units.						
BWL1806Z		BWL1806AZ		1800	600	800
BWL1606Z		BWL1606AZ		1600	600	800
BWL1406Z		BWL1406AZ		1400	600	800
BWL1206Z		BWL1206AZ		1200	600	800



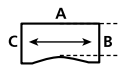
Starter Unit Code	MFC Price	Add-on unit Code	MFC Price	A	B	C
Double Sided Wave Desk 800/1000mm Back to Back						
Intermediate end frames supplied with back to back add-on units.						
BWC1820Z		BWC1820AZ		1800	2000	1600
BWC1620Z		BWC1620AZ		1600	2000	1600
BWC1420Z		BWC1420AZ		1400	2000	1600
BWC1220Z		BWC1220AZ		1200	2000	1600



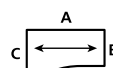
Starter Unit Code	MFC Price	Add-on unit Code	MFC Price	A	B	C
Right hand Wave Desk 800/1000mm						
Intermediate end frames not available on single sided units.						
BWR1808Z		BWR1808AZ		1800	800	1000
BWR1608Z		BWR1608AZ		1600	800	1000
BWR1408Z		BWR1408AZ		1400	800	1000
BWR1208Z		BWR1208AZ		1200	800	1000



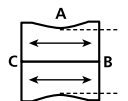
Starter Unit Code	MFC Price	Add-on unit Code	MFC Price	A	B	C
Double Wave Desk						
Intermediate end frames not available on single sided units.						
BFDW1808Z		BFDW1808AZ		1800	600	800
BFDW1608Z		BFDW1608AZ		1600	600	800
BFDW1810Z		BFDW1810AZ		1800	800	1000
BFDW1610Z		BFDW1610AZ		1600	800	1000



Starter Unit Code	MFC Price	Add-on unit Code	MFC Price	A	B	C
Left hand Wave Desk 800/1000mm						
Intermediate end frames not available on single sided units.						
BWL1808Z		BWL1808AZ		1800	800	1000
BWL1608Z		BWL1608AZ		1600	800	1000
BWL1408Z		BWL1408AZ		1400	800	1000
BWL1208Z		BWL1208AZ		1200	800	1000



Starter Unit Code	MFC Price	Add-on unit Code	MFC Price	A	B	C
Double Wave Double Sided Desk Back to Back						
Intermediate end frames supplied with back to back add-on units.						
BFDW1816Z		BFDW1816AZ		1800	1200	1600
BFDW1616Z		BFDW1616AZ		1600	1200	1600
BFDW1820Z		BFDW1820AZ		1800	1600	2000
BFDW1620Z		BFDW1620AZ		1600	1600	2000



Single Sided Fixed Top Wave Desk with Straight Legs

10 Year
Guarantee

BENCH² FIXED TOP WAVE DESKING

Desking



Double Wave Back to Back Desking with Straight Legs

BENCH² FIXED TOP DESKING



Desking

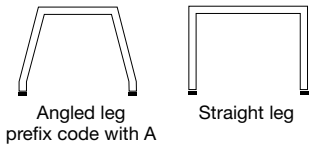


Fixed Top

- Cable access via cable ports.
- Accepts optional cable tray.
- Accessories i.e. Screens and Monitor Arms are fixed to the top via a cable port.
- Can share end frame on back to back and side to side units resulting in cost effective solutions.



Leg styles



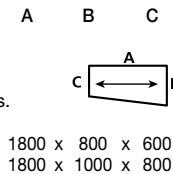
Angled leg not available on double sided add-on units.

Starter Unit Code	MFC Price	Add-on unit Code	MFC Price
-------------------	-----------	------------------	-----------

Right Handed - Angular Desking

Intermediate end frames not available on single sided units.

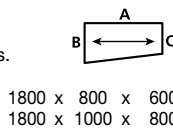
BFAR1806Z		BFAR1806AZ	
BFAR1808Z		BFAR1808AZ	



Left Handed - Angular Desking

Intermediate end frames not available on single sided units.

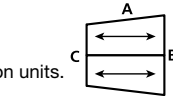
BFAL1806Z		BFAL1806AZ	
BFAL1808Z		BFAL1808AZ	



Double Sided Angular Desking

Intermediate end frames supplied with back to back add-on units.

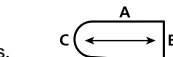
BFAC1812Z		BFAC1812AZ	
BFAC1816Z		BFAC1816AZ	



Right Handed - Angular Conference Desk

Intermediate end frames not available on single sided units.

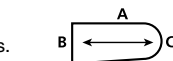
BFAR22DZ		BFAR22DAZ	
----------	--	-----------	--



Left Handed - Angular Conference Desk

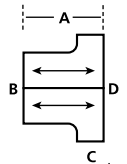
Intermediate end frames not available on single sided units.

BFAL22DZ		BFAL22DAZ	
----------	--	-----------	--



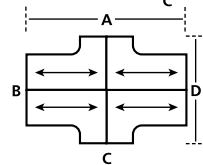
Workstation Back to Back Cluster

Code	A	B	C	D	MFC Price
BUC1824Z	1800	x 1600	x 600	x 2400	
BUC1624Z	1600	x 1600	x 600	x 2400	
BUC1424Z	1400	x 1600	x 600	x 2400	



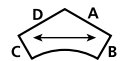
Workstation 4 Way Cluster

BUC3624Z	3600	x 1600	x 1200	x 2400	
BUC3224Z	3200	x 1600	x 1200	x 2400	
BUC2824Z	2800	x 1600	x 1200	x 2400	



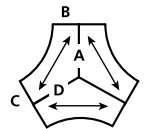
120° Symmetrical Workstation

BSW1208Z	1200	x 800	x 800	x 1200	
BSW1206Z	1200	x 600	x 600	x 1200	
BSW1006Z	1000	x 600	x 600	x 1000	



120° 3 Way Workstation Cluster

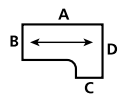
BSWC1216Z	1200	x 800	x 800	x 1200	
BSWC1212Z	1200	x 600	x 600	x 1200	
BSWC1012Z	1000	x 600	x 600	x 1000	



Code	A	B	C	D	MFC Price
------	---	---	---	---	-----------

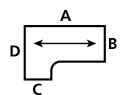
Right Hand - Workstation

BUR1812Z	1800	x 800	x 600	x 1200	
BUR1612Z	1600	x 800	x 600	x 1200	
BUR1412Z	1400	x 800	x 600	x 1200	



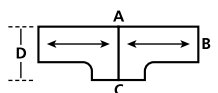
Left Hand - Workstation

BUL1812Z	1800	x 800	x 600	x 1200	
BUL1612Z	1600	x 800	x 600	x 1200	
BUL1412Z	1400	x 800	x 600	x 1200	



Workstation Side to Side Cluster Shared 1200mm Endframe

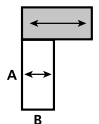
BUC3612Z	3600	x 800	x 1200	x 1200	
BUC3212Z	3200	x 800	x 1200	x 1200	
BUC2812Z	2800	x 800	x 1200	x 1200	



Code	A	B	MFC Price
------	---	---	-----------

800mm Fixed top return units - To suit 800 deep only

BRU126Z	1200	x 600	
BRU106Z	1000	x 600	
BRU086Z	800	x 600	



10 Year
Guarantee

BENCH² FIXED TOP DESKING

Desking



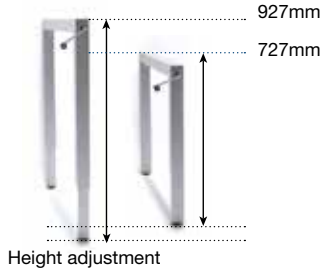
Fixed Top Single Angular Desk with Straight Legs

BENCH² HEIGHT ADJUSTABLE DESKING

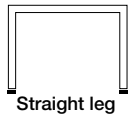


Deskings

- Manual operated with removable handle.
- Fits to all legs - both front & rear.
- Cable spines are available for vertical cable management rise & fall.
- Can be used with under desk pedestals (except 600mm deep desks).



Maximum Load
Per Top (evenly distributed)



Code	A	B	C	MFC Price
------	---	---	---	-----------

800mm Deep Rectangular Desking

BFH1808	1800	x	800
BFH1608	1600	x	800
BFH1408	1400	x	800
BFH1208	1200	x	800
BFH1008	1000	x	800
BFH0808	800	x	800



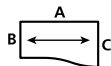
600mm Deep Rectangular Desking

BFH1806	1800	x	600
BFH1606	1600	x	600
BFH1406	1400	x	600
BFH1206	1200	x	600
BFH1006	1000	x	600
BFH0806	800	x	600



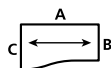
Right Hand 800mm Deep Wave Desking

BFHWR188	1800	x	800	x	1000
BFHWR168	1600	x	800	x	1000
BFHWR148	1400	x	800	x	1000
BFHWR128	1200	x	800	x	1000



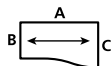
Left Hand 800mm Deep Wave Desking

BFHWL188	1800	x	800	x	1000
BFHWL168	1600	x	800	x	1000
BFHWL148	1400	x	800	x	1000
BFHWL128	1200	x	800	x	1000



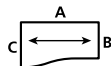
Right Hand 600mm Deep Wave Desking

BFHWR186	1800	x	600	x	800
BFHWR166	1600	x	600	x	800
BFHWR146	1400	x	600	x	800
BFHWR126	1200	x	600	x	800



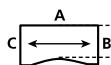
Left Hand 600mm Deep Wave Desking

BFHWL186	1800	x	600	x	800
BFHWL166	1600	x	600	x	800
BFHWL146	1400	x	600	x	800
BFHWL126	1200	x	600	x	800



Double Wave Desking

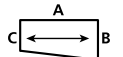
BFHDW186Z	1800	x	600	x	800
BFHDW166Z	1600	x	600	x	800



Code	A	B	C	MFC Price
------	---	---	---	-----------

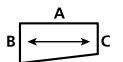
Right hand Angular Desking

BFHAR188	1800	x	1000	x	800
BFHAR186	1800	x	800	x	600



Left Hand Angular Desking

BFHAL188	1800	x	1000	x	800
BFHAL186	1800	x	800	x	600



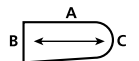
Right Hand Angular Conference Desking

BFHAR228	2200	x	1000	x	800
----------	------	---	------	---	-----



Left Hand Angular Conference Desking

BFHAL228	2200	x	1000	x	800
----------	------	---	------	---	-----



10 Year
Guarantee

BENCH² HEIGHT ADJUSTABLE DESKING

Deskling



Height Adjustable Rectangular Desks

BENCH² ACCESSORIES

DESKING



Desking

Code W D H MFC Price

Single Sided Over Desk Shelving

Fits to Fixed Top, Scallop Top
(used on single sided desks).



BTSS20Z	2000	x 300	x 420
BTSS18Z	1800	x 300	x 420
BTSS16Z	1600	x 300	x 420
BTSS14Z	1400	x 300	x 420
BTSS12Z	1200	x 300	x 420
BTSS10Z	1000	x 300	x 420
BTSS08Z	800	x 300	x 420

Code W H Desk Size MFC Price

Suspended Modesty Panels

Fits to rear side of single Fixed Top
and Scallop Top desking only.



BTCPW20	1826	x 250	2000
BTCPW18	1626	x 250	1800
BTCPW16	1426	x 250	1600
BTCPW14	1226	x 250	1400
BTCPW12	1026	x 250	1200 & 120°
BTCPW10	826	x 250	1000 & 120°
BTCPW08	626	x 250	800

Double Sided Over Desk Shelving

Fits to Fixed Top, Scallop Top
(used on back to back desks).



BTDS20Z	2000	x 600	x 420
BTDS18Z	1800	x 600	x 420
BTDS16Z	1600	x 600	x 420
BTDS14Z	1400	x 600	x 420
BTDS12Z	1200	x 600	x 420
BTDS10Z	1000	x 600	x 420
BTDS08Z	800	x 600	x 420

Infill End Frames - Complete Units

Fits On Straight Frame Only

Supplementary price, must be specified at point of order.



BECP20	2000	Shared
BECP16	1600	Shared
BECP12	1200	Shared
BECP10	1000	
BECP08	800	
BECP06	600	

Height Adjustable Kit Fitting To Bench² Underframe

AVAILABLE ON ACCESS TOP.
AVAILABLE ON FIXED & SCALLOP TOP WHEN DESK MOUNTED SCREENS ARE NOT USED.

Manually selective to fixed positions. Height adjustment between 727 & 827mm in 20mm increments.
Kits raise a single work surface to the desired height and can be ordered with desks or retro-fitted to existing units.
They can be fitted to stand alone desks or to units within clusters without affecting existing cable management or screens.

Code	To fit desk	Price
BRHA10	1000mm deep rectangular desks	
BRHA08	800mm deep rectangular desks & 800/1000mm deep wave & angular desks	
BRHA06	600mm deep rectangular desks & 600/800mm deep wave & angular desks	

Bench Code A B Price

Circular Conference End

Add-on for 800mm Deep Rectangular Desking.

BFCE12Z	800	x	Ø1200
---------	-----	---	-------



Tear Drop Conference End

Circular Conference End

Add-on for 800mm Deep Rectangular Desking.

BFTE12Z	800	x	Ø1200
---------	-----	---	-------



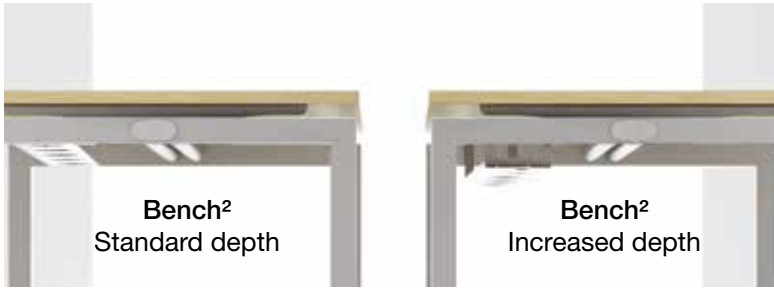
Circular Conference End

Circular End Tables

Add-on for 1600mm/1200mm Deep Rectangular Desking.

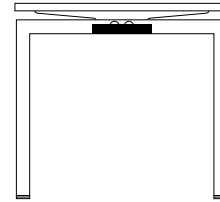
BFTSC16Z	Ø1600	x	800
BFTSC12Z	Ø1200	x	600



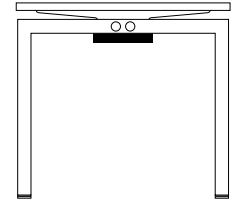


Information - Cable tray positions

All Bench Squared cable trays come complete with brackets that cater for most cabling requirements.



Standard depth 75mm



Increased depth 130mm

Cable trays are sold as standard with Access Top and as optional extras to Fixed & Scallop Top desking. They need only be specified where required for Fixed and Scallop Top. Depth of brackets must be specified for all Bench² cable trays including Access Top. Cable risers and spines fit to Access, Fixed & Scallop Top desking.



Please note: Only 555 High under desk pedestals fit underneath increased depth cable trays.

Code	Where Used	Price
------	------------	-------

Cable Trays - Fixed Top Desking Double Sided

Complete with brackets, for increased depth brackets Suffix code with - I

BFCT20D	2000mm desk	
BFCT18D	1800mm desk & workstation	
BFCT16D	1600mm desk & workstation	
BFCT14D	1400mm desk & workstation	
BFCT12D	1200mm desk	
BFCT10D	1000mm desk	
BFCT10D-3	1200mm 120° workstation	
BFCT08D-3	1000mm 120° workstation	
BFCT08D	800mm desk	

Double sided cable tray



Cable Trays - Fixed Top Desking Single Sided

Complete with brackets, for increased depth brackets Suffix code with - I

BFCT20S	2000mm desk	
BFCT18S	1800mm desk & workstation	
BFCT16S	1600mm desk & workstation	
BFCT14S	1400mm desk & workstation	
BFCT12S	1200mm desk	
BFCT10S	1000mm desk	
BFCT10S-3	1200mm 120° workstation	
BFCT08S-3	1000mm 120° workstation	
BFCT08S	800mm desk	

Single sided cable tray



Cable Trays - End Caps

Optional items used to blank off ends of run trays - Used with increased depth cable trays

BCTECD	Double sided - increased depth cable trays
BCTECS	Single sided - increased depth cable trays



Cable tray end caps

Cable Riser, Cable Spines & Suspended CPU Holders

Fits to Access, Fixed & Scallop Top desking. BUPUH1 Fits to Bench² spines at any point.

BFCR	For use with Standard depth cable trays
BFCL	For use with Increased depth cable trays
BCRB	Cable spine (Black)
BCRS	Cable spine (Silver)
BCRW	Cable spine (White)
BCPUH1	To suit CPU up to 90w x 290h - 240w x 510h
BCPUHA	Infinitely adjustable with Allen key Adaptor bracket - used when CPU holder is fitted to desks with increased depth cable trays



BFCR



BCRS



BCPUH1

MESA & MESA PLUS DESKING

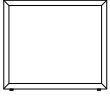
10 Year
Guarantee

Desking

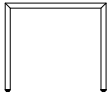
Mesa and Mesa Plus are stripped-back Bench desking ranges that combine strength with ease of assembly and use. Both feature 45mm scalloped tops for cable access and shared componentry for cost effective cluster solutions. Two distinct leg versions are available for Mesa and Mesa Plus.



Leg styles

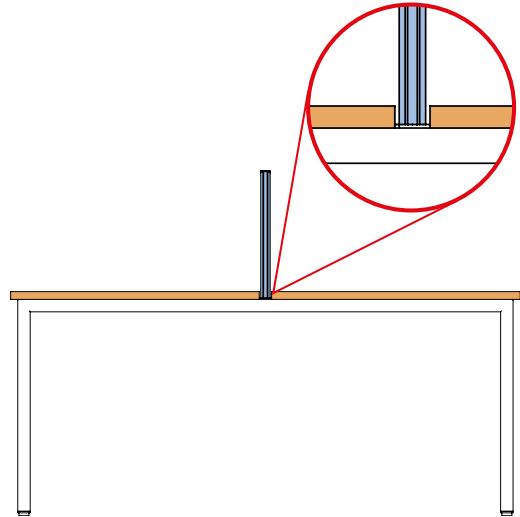



Codi leg prefix code with C



Straight leg

Codi leg not available on double sided add-on units.



MESA

Mesa can be used with and without GOF screens. All screens sit on desk worksurfaces and fixing brackets are visible. Will require user modifications.

For GOF Desktop Screens see the Screens Section of the Product Guide

MESA PLUS

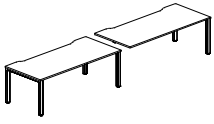
Mesa Plus screens sit between desk worksurfaces and fixings are discreet, keeping top panels clear. **Mesa Plus cannot be used with GOF screens.**

For Mesa Plus Desktop Screens see the Screens Section of the Product Guide

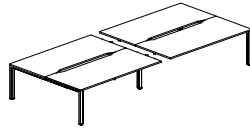


Mesa Rectangular Double Sided Desking

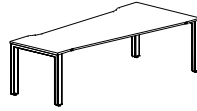
Mesa and Mesa Plus Footprints (Shown with straight legs)



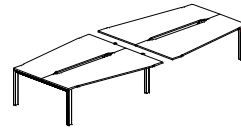
Single Sided



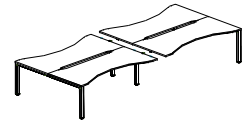
Double Sided



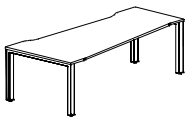
Single Wave
Right-Hand



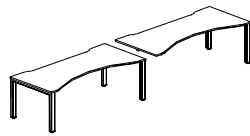
Double Sided
Single Wave



Double Sided
Double Wave



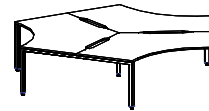
Single Wave
Left-Hand



Single Sided
Double Wave



120° Symmetrical
Workstation



120° 3 User Workstation
Cluster



Mesa Plus Codi Rectangular Double Sided Desking

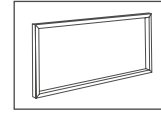
MESA & MESA PLUS RECTANGULAR DESKING



Desking

Mesa & Mesa Plus are stripped-back Bench desking ranges that combine strength with ease of assembly and use.

Double sided rectangular clusters share end frame components between back to back worksurfaces and when joined side to side.



For Mesa Codi add 'C' prefix to product code. i.e. CMEF2012

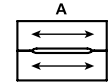
Mesa Starter Unit Code	Mesa Plus Starter Unit Code	MFC Price	Mesa Add-On Unit Code	Mesa Plus Add-On Unit Code	MFC Price
------------------------	-----------------------------	-----------	-----------------------	----------------------------	-----------

1200mm Deep Double Sided Rectangular Desking

Intermediate End Frames supplied with back to back add-on units.

Mesa Starter Unit Code	Mesa Plus Starter Unit Code	MFC Price	Mesa Add-On Unit Code	Mesa Plus Add-On Unit Code	MFC Price
MEF2012	MPF2012		MEF2012A	MPF2012A	
MEF1812	MPF1812		MEF1812A	MPF1812A	
MEF1612	MPF1612		MEF1612A	MPF1612A	
MEF1412	MPF1412		MEF1412A	MPF1412A	
MEF1212	MPF1212		MEF1212A	MPF1212A	
MEF1012	MPF1012		MEF1012A	MPF1012A	
MEF0812	MPF0812		MEF0812A	MPF0812A	

A	B	Optional Cable Basket Code
---	---	----------------------------

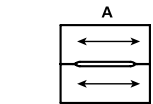


2000	x	1200	MECT20D
1800	x	1200	MECT18D
1600	x	1200	MECT16D
1400	x	1200	MECT14D
1200	x	1200	MECT12D
1000	x	1200	MECT10D
800	x	1200	MECT08D

1600mm Deep Double Sided Rectangular Desking

Intermediate End Frames supplied with back to back add-on units.

Mesa Starter Unit Code	Mesa Plus Starter Unit Code	MFC Price	Mesa Add-On Unit Code	Mesa Plus Add-On Unit Code	MFC Price
MEF2016	MPF2016		MEF2016A	MPF2016A	
MEF1816	MPF1816		MEF1816A	MPF1816A	
MEF1616	MPF1616		MEF1616A	MPF1616A	
MEF1416	MPF1416		MEF1416A	MPF1416A	
MEF1216	MPF1216		MEF1216A	MPF1216A	
MEF1016	MPF1016		MEF1016A	MPF1016A	
MEF0816	MPF0816		MEF0816A	MPF0816A	



2000	x	1600	MECT20D
1800	x	1600	MECT18D
1600	x	1600	MECT16D
1400	x	1600	MECT14D
1200	x	1600	MECT12D
1000	x	1600	MECT10D
800	x	1600	MECT08D

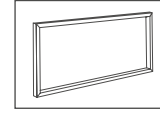


Mesa Plus Rectangular Double Sided Desking

MESA & MESA PLUS RECTANGULAR DESKING

Mesa & Mesa Plus are stripped-back Bench desking ranges that combine strength with ease of assembly and use.

Single sided rectangular desks share end frame components when joined side to side.



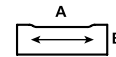
For Mesa Codi add 'C' prefix to product code. i.e. CMEF2006

Mesa Starter Unit Code	Mesa Plus Starter Unit Code	MFC Price	Mesa Add-On Unit Code	Mesa Plus Add-On Unit Code	MFC Price	A	B	Optional Cable Basket Code
------------------------	-----------------------------	-----------	-----------------------	----------------------------	-----------	---	---	----------------------------

600mm Deep Single Sided Rectangular Desking

Intermediate End Frames not available on single sided units.

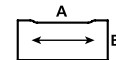
MEF2006	MPF2006		MEF2006A	MPF2006A		2000	x	600	MECT20
MEF1806	MPF1806		MEF1806A	MPF1806A		1800	x	600	MECT18
MEF1606	MPF1606		MEF1606A	MPF1606A		1600	x	600	MECT16
MEF1406	MPF1406		MEF1406A	MPF1406A		1400	x	600	MECT14
MEF1206	MPF1206		MEF1206A	MPF1206A		1200	x	600	MECT12
MEF1006	MPF1006		MEF1006A	MPF1006A		1000	x	600	MECT10
MEF0806	MPF0806		MEF0806A	MPF0806A		800	x	600	MECT08



800mm Deep Single Sided Rectangular Desking

Intermediate End Frames not available on single sided units.

MEF2008	MPF2008		MEF2008A	MPF2008A		2000	x	800	MECT20
MEF1808	MPF1808		MEF1808A	MPF1808A		1800	x	800	MECT18
MEF1608	MPF1608		MEF1608A	MPF1608A		1600	x	800	MECT16
MEF1408	MPF1408		MEF1408A	MPF1408A		1400	x	800	MECT14
MEF1208	MPF1208		MEF1208A	MPF1208A		1200	x	800	MECT12
MEF1008	MPF1008		MEF1008A	MPF1008A		1000	x	800	MECT10
MEF0808	MPF0808		MEF0808A	MPF0808A		800	x	800	MECT08



Mesa Plus Codi Rectangular Double Sided Desking

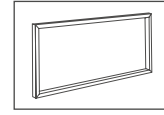
MESA & MESA PLUS WAVE DESKING



Desking

Mesa & Mesa Plus are stripped-back Bench desking ranges that combine strength with ease of assembly and use.

Single Wave desks are designed to position equipment into the deeper corner of the worksurface whilst angling users to improve their focus.



For Mesa Codi add 'C' prefix to product code. i.e. CMEWR2008

Mesa Starter Unit Code	Mesa Plus Starter Unit Code	MFC Price	Mesa Add-On Unit Code	Mesa Plus Add-On Unit Code	MFC Price
------------------------	-----------------------------	-----------	-----------------------	----------------------------	-----------

Right-Hand 800 / 600mm Deep Single Sided Wave Desking

Intermediate End Frames not available on single sided units.

Mesa Starter Unit Code	Mesa Plus Starter Unit Code	MFC Price	Mesa Add-On Unit Code	Mesa Plus Add-On Unit Code	MFC Price
MEWR2008	MPWR2008		N/A	N/A	N/A
MEWR1808	MPWR1808		N/A	N/A	N/A
MEWR1608	MPWR1608		N/A	N/A	N/A
MEWR1408	MPWR1408		N/A	N/A	N/A
MEWR1208	MPWR1208		N/A	N/A	N/A

A	B	C	Optional Cable Basket Code
---	---	---	----------------------------

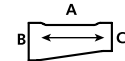


2000	x	800	x	600	MECT20
1800	x	800	x	600	MECT18
1600	x	800	x	600	MECT16
1400	x	800	x	600	MECT14
1200	x	800	x	600	MECT12

Left-Hand 800 / 600mm Deep Single Sided Wave Desking

Intermediate End Frames not available on single sided units.

Mesa Starter Unit Code	Mesa Plus Starter Unit Code	MFC Price	Mesa Add-On Unit Code	Mesa Plus Add-On Unit Code	MFC Price
MEWL2008	MPWL2008		N/A	N/A	N/A
MEWL1808	MPWL1808		N/A	N/A	N/A
MEWL1608	MPWL1608		N/A	N/A	N/A
MEWL1408	MPWL1408		N/A	N/A	N/A
MEWL1208	MPWL1208		N/A	N/A	N/A



2000	x	800	x	600	MECT20
1800	x	800	x	600	MECT18
1600	x	800	x	600	MECT16
1400	x	800	x	600	MECT14
1200	x	800	x	600	MECT12

Suspended Modesty Panel

Fits to rear edge of Mesa & Mesa Plus Single Sided Desks. Please specify board and metalwork finishes.

Code	W	H	Desk Size	MFC Price
BTCPW20	1826 x	250	2000	
BTCPW18	1626 x	250	1800	
BTCPW16	1426 x	250	1600	
BTCPW14	1226 x	250	1400	
BTCPW12*	1026 x	250	1200 & 120°	
BTCPW10	826 x	250	1000	
BTCPW08	626 x	250	800	

* Fits to 1200 desk & rear edges of 120° Workstation.

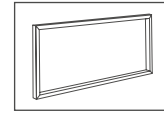


Mesa Plus Double Sided Rectangular Desking

MESA & MESA PLUS WAVE DESKING

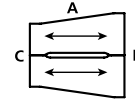
Mesa & Mesa Plus are stripped-back Bench desking ranges that combine strength with ease of assembly and use.

Double Wave desks are shaped to sit the user centrally to the desk, with the curved front edge providing an ergonomic user interface.



For Mesa Codi add 'C' prefix to product code. i.e. CMEWC2016

A B C Optional Cable Basket Code



Mesa Starter Unit Code	Mesa Plus Starter Unit Code	MFC Price	Mesa Add-On Unit Code	Mesa Plus Add-On Unit Code	MFC Price
------------------------	-----------------------------	-----------	-----------------------	----------------------------	-----------

800 / 600mm Deep Double Sided Wave Desking

Intermediate End Frames supplied with back to back add-on units.

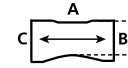
MEWC2016	MPWC2016		MEWC2016A	MPWC2016A	
MEWC1816	MPWC1816		MEWC1816A	MPWC1816A	
MEWC1616	MPWC1616		MEWC1616A	MPWC1616A	
MEWC1416	MPWC1416		MEWC1416A	MPWC1416A	
MEWC1216	MPWC1216		MEWC1216A	MPWC1216A	

2000	x	1600	x	1200	MECT20D
1800	x	1600	x	1200	MECT18D
1600	x	1600	x	1200	MECT16D
1400	x	1600	x	1200	MECT14D
1200	x	1600	x	1200	MECT12D

Double Wave Single Sided Desking

Intermediate End Frames not available on single sided units.

MEFDW2008	MPFDW2008		MEFDW2008A	MPFDW2008A	
MEFDW1808	MPFDW1808		MEFDW1808A	MPFDW1808A	
MEFDW1608	MPFDW1608		MEFDW1608A	MPFDW1608A	

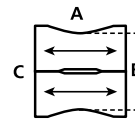


2000	x	600	x	800	MECT20
1800	x	600	x	800	MECT18
1600	x	600	x	800	MECT16

Double Wave Double Sided Desking

Intermediate End Frames supplied with back to back add-on units.

MEFDW2016	MPFDW2016		MEFDW2016A	MPFDW2016A	
MEFDW1816	MPFDW1816		MEFDW1816A	MPFDW1816A	
MEFDW1616	MPFDW1616		MEFDW1616A	MPFDW1616A	



2000	x	1200	x	1600	MECT20D
1800	x	1200	x	1600	MECT18D
1600	x	1200	x	1600	MECT16D



Mesa Plus Double Sided Double Wave Desking

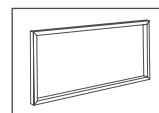
MESA & MESA PLUS 120° DESKING

10 Year
Guarantee

Desking

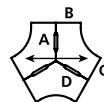
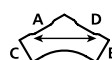
Mesa & Mesa Plus are stripped-back Bench desking ranges that combine strength with ease of assembly and use.

120° Workstations are designed for individual use or for use in radial clusters, with the curved front edge providing an ergonomic interface and the shape offering generous work space.



For Mesa Codi add 'C' prefix to product code. i.e. CMESW1208

Mesa Code	Mesa Plus Code	MFC Price	A	B	C	D	Optional Cable Basket Code	
120° Symmetrical Workstation								
MESW1208	MPSW1208		1200	x	800	x	1200	MECT12
MESW1206	MPSW1206		1200	x	600	x	1200	MECT12
120° 3 User Workstation Cluster								
MESWC1208-3	MPSWC1208-3		1200	x	800	x	1200	MECT12D
MESWC1206-3	MPSWC1206-3		1200	x	600	x	1200	MECT12D

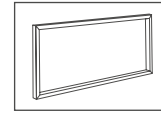


Mesa Plus 120° 3 User Workstation Cluster

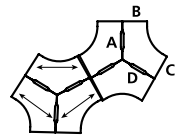
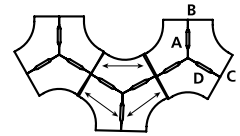
MESA & MESA PLUS 120° DESKING

Mesa & Mesa Plus are stripped-back Bench desking ranges that combine strength with ease of assembly and use.

120° Workstations are designed for individual use or for use in radial clusters, with the curved front edge providing an ergonomic interface and the shape offering generous work space.



For Mesa Codi add 'C' prefix to product code. i.e. CMESWC1208-6

Mesa Code	Mesa Plus Code	MFC Price	A	B	C	D	Optional Cable Basket Code		
<p>120° 6 User Workstation Cluster</p> 									
MESWC1208-6	MPSWC1208-6		1200	x	800	x	800	1200	MECT12D
MESWC1206-6	MPSWC1206-6		1200	x	600	x	600	1200	MECT12D
<p>120° 9 User Workstation Cluster</p> 									
MESWC1208-9	MPSWC1208-9		1200	x	800	x	800	1200	MECT12D
MESWC1206-9	MPSWC1206-9		1200	x	600	x	600	1200	MECT12D



Mesa Plus Codi

D3K MANUAL HEIGHT ADJUSTABLE DESKING

10 Year Guarantee

Deskings

- Height range 680 to 930mm.
- Manually adjustable using retractable handle.
- Available in Rectangular, Wave & Consult desk footprints.
- Accepts horizontal cable management.
- For circular cable ports, please substitute "Z" in code for "P".



Maximum Load
Per Top (evenly distributed)



Code	A	B	C	MFC Price	Code	A	B	C	MFC Price
------	---	---	---	-----------	------	---	---	---	-----------

Rectangular Desk

Can be used with under desk pedestals.

GDSH18Z	1800	x	800	
GDSH16Z	1600	x	800	
GDSH14Z	1400	x	800	
GDSH12Z	1200	x	800	
GDSH10Z	1000	x	800	
GDSH08Z	800	x	800	



Double Wave Desk

Can be used with under desk pedestals.

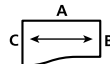
GDWHD18Z	1800	x	800	x	1000
GDWHD16Z	1600	x	800	x	1000



Left Hand Wave Desk

Can be used with under desk pedestals.

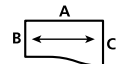
GDWHL18Z	1800	x	800	x	1000
GDWHL16Z	1600	x	800	x	1000
GDWHL14Z	1400	x	800	x	1000
GDWHL12Z	1200	x	800	x	1000



Right Hand Wave Desk

Can be used with under desk pedestals.

GDWHR18Z	1800	x	800	x	1000
GDWHR16Z	1600	x	800	x	1000
GDWHR14Z	1400	x	800	x	1000
GDWHR12Z	1200	x	800	x	1000



Left Hand Consult Desk

Can be used with under desk pedestals.

GCDHL21Z	2100	x	800	x	Ø1000
GCDHL19Z	1900	x	800	x	Ø1000
GCDHL17Z	1700	x	800	x	Ø1000



Right Hand Consult Desk

Can be used with under desk pedestals.

GCDHR21Z	2100	x	800	x	Ø1000
GCDHR19Z	1900	x	800	x	Ø1000
GCDHR17Z	1700	x	800	x	Ø1000



Rectangular Height Adjustable Desk



- A modern executive style fully panel ended desk collection offering stylish looks and traditional standards.
- Available in a variety of desk and workstation footprints.
- Available with 36mm thick MFC or 25mm thick MFC top panels. All have 25mm thick MFC panel ends. Overall heights are 738mm or 727mm.
- Suffix code with relevant letter for required thickness of top panel.

- Delivered and installed fully assembled.
- Extra deep modesty panel available (30mm from floor) (subject to surcharge). Suffix code with - FD.

Code	A	B	C	Group Z 25mm MFC	Group B 36mm MFC
------	---	---	---	---------------------	---------------------

800mm Deep Rectangular Desking

Can be used with fixed, under desk, tall under desk or desk high pedestals *Cannot accept fixed pedestals.

KNPD18	1800	x	800
KNPD16	1600	x	800
KNPD14	1400	x	800
KNPD12	1200	x	800
KNPD10	1000	x	800
KNPD08	800	x	800



600mm Deep Rectangular Desking

Can be used with desk high pedestals.

KNPD186	1800	x	600
KNPD166	1600	x	600
KNPD146	1400	x	600
KNPD126	1200	x	600
KNPD106	1000	x	600
KNPD086	800	x	600

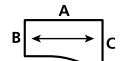


Code	A	B	C	Group Z 25mm MFC	Group B 36mm MFC
------	---	---	---	---------------------	---------------------

Right Hand - Wave Desking

Can be used with fixed, tall under desk, under desk or desk high pedestals on 800mm side only.

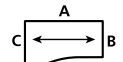
KNPDWR18	1800	x	800	x	1000
KNPDWR16	1600	x	800	x	1000
KNPDWR14	1400	x	800	x	1000



Left Hand - Wave Desking

Can be used with fixed, tall under desk, under desk or desk high pedestals on 800mm side only.

KNPDWL18	1800	x	800	x	1000
KNPDWL16	1600	x	800	x	1000
KNPDWL14	1400	x	800	x	1000



Kidney Desking

Can be used with tall under desk or under desk pedestals.

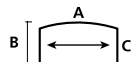
KNPDK22	2200	x	800
KNPDK20	2000	x	800
KNPDK18	1800	x	800
KNPDK16	1600	x	800



Bow Fronted Desking

Can be used with fixed, tall under desk, under desk or desk high pedestals.

KNPDB20	2000	x	1000	x	800
KNPDB18	1800	x	1000	x	800
KNPDB16	1600	x	1000	x	800



EX10 Universal Workstation

EX10 EXECUTIVE DESKING



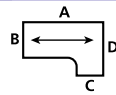
Desking

- A modern executive style fully panel ended desk collection offering stylish looks and traditional standards.
- Available in a variety of desk and workstation footprints.
- Available with 36mm thick MFC or 25mm thick MFC top panels. All have 25mm thick MFC panel ends. Overall heights are 738mm or 727mm.
- Suffix code with relevant letter for required thickness of top panel.

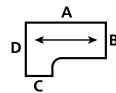


- Delivered and installed fully assembled.
- Extra deep modesty panel available (30mm from floor) (subject to surcharge). Suffix code with - FD.

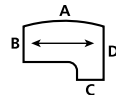
Code	A	B	C	D	Group Z 25mm MFC	Group B 36mm MFC	
Right Hand - Universal Workstations							
Can be used with fixed, tall under desk, under desk or desk high pedestals.							
KNPUWS20R	2000	x	800	x	600	x	1200
KNPUWS18R	1800	x	800	x	600	x	1200
KNPUWS16R	1600	x	800	x	600	x	1200
KNPUWS14R	1400	x	800	x	600	x	1200



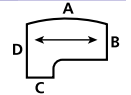
Code	A	B	C	D	Group Z 25mm MFC	Group B 36mm MFC	
Left Hand - Universal Workstations							
Can be used with fixed, tall under desk, under desk or desk high pedestals.							
KNPUWS20L	2000	x	800	x	600	x	1200
KNPUWS18L	1800	x	800	x	600	x	1200
KNPUWS16L	1600	x	800	x	600	x	1200
KNPUWS14L	1400	x	800	x	600	x	1200



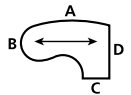
Code	A	B	C	D	Group Z 25mm MFC	Group B 36mm MFC	
Right Hand - Bow Fronted Workstation							
Can be used with fixed, tall under desk, under desk or desk high pedestals.							
KNPBWS20R	2000	x	800	x	600	x	1200
KNPBWS18R	1800	x	800	x	600	x	1200
KNPBWS16R	1600	x	800	x	600	x	1200



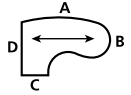
Code	A	B	C	D	Group Z 25mm MFC	Group B 36mm MFC	
Left Hand - Bow Fronted Workstation							
Can be used with fixed, tall under desk, under desk or desk high pedestals.							
KNPBWS20L	2000	x	800	x	600	x	1200
KNPBWS18L	1800	x	800	x	600	x	1200
KNPBWS16L	1600	x	800	x	600	x	1200



Code	A	B	C	D	Group Z 25mm MFC	Group B 36mm MFC	
Right Hand - Consult Fronted Workstations							
Can be used with tall under desk, under desk or desk high pedestals.							
KNPCWS22R	2200	x	800	x	600	x	1200
KNPCWS20R	2000	x	800	x	600	x	1200
KNPCWS18R	1800	x	800	x	600	x	1200

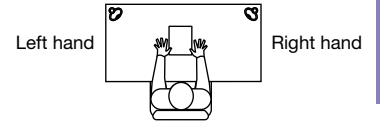


Code	A	B	C	D	Group Z 25mm MFC	Group B 36mm MFC	
Left Hand - Consult Fronted Workstations							
Can be used with tall under desk, under desk or desk high pedestals.							
KNPCWS22L	2200	x	800	x	600	x	1200
KNPCWS20L	2000	x	800	x	600	x	1200
KNPCWS18L	1800	x	800	x	600	x	1200



EX10 Executive Bow Fronted

- Cut back leg prices are surcharges and are additional to Desk/Workstation price.
- When Workstations/Desks are positioned adjacent to each other, movement between work positions can be improved.
- If cut back legs are utilised the base of the leg is reduced from 800 to 600mm and 600 to 450mm.
- When ordering please specify left or right hand position.



Code Description Where Used Price

EX10 Executive Cut Back Legs

25mm MFC

KNCBR8Z Right Hand Any 800d Desk or 800 side of Workstation
KNCBL8Z Left Hand Any 800d Desk or 800 side of Workstation

KNPCBR6Z Right Hand 600 side of Workstation
KNPCBL6Z Left Hand 600 side of Workstation

KNCBR6Z Right Hand Any 600d Desk
KNCBL6Z Left Hand Any 600d Desk



3 Drawer Desk High Pedestals

When ordering please state handle type. See Storage section.
For 25mm options, please see Storage section.

Base code W D H 36mm MFC Price

Mobile	Static	W	D	H	36mm MFC Price
KNP3D6M	KNP3D6S	430	x 600	x 738	
KNP3D8M	KNP3D8S	430	x 800	x 738	



EX10 Executive Left Hand Consult Workstation

RISE SIT/STAND DESKING

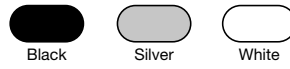
5 Year
Motor/
Moving Parts
Guarantee

10 Year
Structural
Guarantee

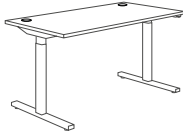
Deskings

- The Rise family of products, including Rise, Rise Lite and Rise Squared, has been designed to bring true sit/stand capacity to the ever-changing workplace.
- Each model can quickly be adjusted to suit users' height requirements whilst offering both health and lifestyle benefits.
- Available in our most popular footprints and with a selection of control options, Rise offers simple flexibility.

Available Frame Colours



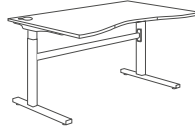
Maximum Load
Per Top (evenly distributed)



RISE LITE

Rise Lite is a cost-effective version of Rise with no cross bar and a Type A control panel. Rise Lite can be dressed for the occasion with a selection of optional accessories, such as cable trays, spines or modesty panels.

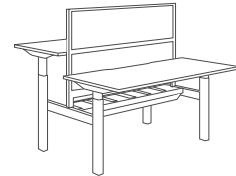
- Rectangular ✔
- Single Wave ✔
- Double Wave (P.O.A.) ✔
- Workstations ✘
- 120 Degree Workstations ✘



RISE

Rise is a stand-alone desk with a cross bar for enhanced stability. It has cable management and accepts desktop accessories. Cable baskets with cable risers are available to allow for fluid mobility, along with fixed CPU holders.

- Rectangular ✔
- Single Wave ✔
- Double Wave ✔
- Workstations ✔
- 120 Degree Workstations ✔



RISE SQUARED

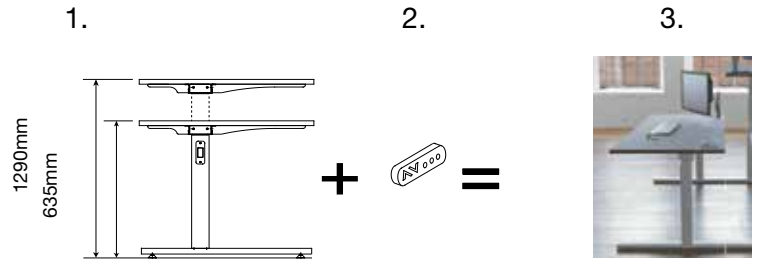
Rise Squared is a premium bank of two desks back to back, integral cable control, split by a two-tier screen. Both desks have a scalloped top for cable egress and accepts desktop accessories.

- Rectangular ✔
- Single Wave (P.O.A.) ✔
- Double Wave (P.O.A.) ✔
- Workstations ✘
- 120 Degree Workstations ✘

How to specify

1. Select Base Code
2. Add Control Panel
3. Order complete desk

Example of code: HDS18A
(Type A control panel)



Rise Squared with Endframe Infill Panels



RISE SIT/STAND DESKING

Desking



Type 'A' Control Panel

Ideal for users who only require up & down functions. Panel can be retracted when not in use.



Type 'B' Control Panel

As well as the Up and Down functions, this panel can be programmed with up to three set heights.



Type 'C' Control Panel

As well as the Up and Down functions, this panel can be programmed with up to three set heights, with digital height display.



Type 'E' Control Panel

This angled control has an intuitive tilt function for activation. It has integrated Bluetooth connectivity that is compatible with 'Desk Control' apps and a digital display. It can be programmed with up to four memory positions.



Bluetooth Adapter

Both Rise and Rise Lite can be controlled remotely by using the Bluetooth™ Adaptor and a paired smart device.

HDBA



Clear Cable Spine - 1400

Available on the Rise and Rise LT only.

HDCR



Rise Lite with GOF Floor Standing Screens

RISE SIT/STAND DESKING

5 Year
Motor/
Moving Parts
Guarantee

10 Year
Structural
Guarantee

Deskings

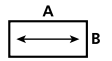
Rise Rectangular

From compact forms to larger spans, Rise can be used independently or positioned in clusters, giving both individuals or teams the ability to fine-tune their levels.



Base code	A	B	Optional Cable Basket Code
HDS18	1800 x	800	MECT18
HDS16	1600 x	800	MECT16
HDS14	1400 x	800	MECT14
HDS12	1200 x	800	MECT12
HDS10	1000 x	800	MECT10
HDS08	800 x	800	MECT08

Type 'A' Price	Type 'B' Price	Type 'C' Price	Type 'E' Price



Rise Wave

When space is at a premium but users need to spread out, Wave desks offer the perfect solution combining simple frames with ergonomic work surfaces.

Base code	A	B	C	Optional Cable Basket Code
Right Hand Single Wave Desks				
HDWR18	1800 x	800 x	1000	MECT18
HDWR16	1600 x	800 x	1000	MECT16
HDWR14	1400 x	800 x	1000	MECT14
HDWR12	1200 x	800 x	1000	MECT12

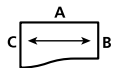
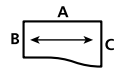
Left Hand Single Wave Desks

HDWL18	1800 x	800 x	1000	MECT18
HDWL16	1600 x	800 x	1000	MECT16
HDWL14	1400 x	800 x	1000	MECT14
HDWL12	1200 x	800 x	1000	MECT12

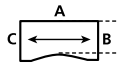
Double Wave Desks

HDWD18	1800 x	800 x	1000	MECT18
HDWD16	1600 x	800 x	1000	MECT16

Type 'A' Price	Type 'B' Price	Type 'C' Price	Type 'E' Price



--	--	--	--



Rise Right Hand Workstation

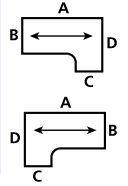


Rise Workstation

Whether having lots of equipment or paper, Rise workstations deliver.

Base code	A	B	C	D	Optional Cable Basket Code
HUWSR18	1800	x 800	x 600	x 1200	MECT18
HUWSR16	1600	x 800	x 600	x 1200	MECT16
HUWSR14	1400	x 800	x 600	x 1200	MECT14
HUWSL18	1800	x 800	x 600	x 1200	MECT18
HUWSL16	1600	x 800	x 600	x 1200	MECT16
HUWSL14	1400	x 800	x 600	x 1200	MECT14

Type 'A' Price	Type 'B' Price	Type 'C' Price	Type 'E' Price

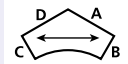


Rise 120° Workstation

Having to accommodate multiple users or intensive work patterns, sitting or standing, Rise helps position your equipment just where it is needed.


Base code	A	B	C	D	Optional Cable Basket Code
HDY128	1200	x 800	x 800	x 1200	MECT12
HDY126	1200	x 600	x 600	x 1200	MECT12
HDY106	1000	x 600	x 600	x 1000	MECT10

Type 'A' Price	Type 'B' Price	Type 'C' Price	Type 'E' Price



Modesty Panels

Code	Panel Length	Desk	Price
BTCPW18	1626 x 250	1800	
BTCPW16	1426 x 250	1600	
BTCPW14	1226 x 250	1400	
BTCPW12	1026 x 250	1200	



Rise 120 Degree Workstation

RISE LITE SIT/STAND DESKING

5 Year
Motor/
Moving Parts
Guarantee

10 Year
Structural
Guarantee

Deskling

Rise Lite Rectangular

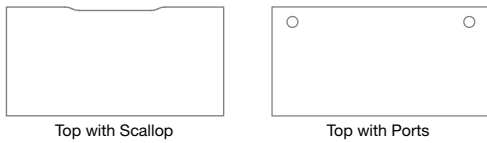
Needing a desk or a table, Rise Lite keeps it simple. Fluid and versatile; allowing users to take control of their environment.

- Delivered and installed fully assembled
- A cost effective version of Rise Sit/Stand Desking
- Available with Type A control panel
- No cross bar

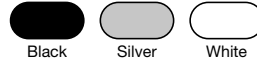
How to specify

1. Select Product / Code with plain top
2. If Ports are required, suffix code with P
3. If Scallop required, suffix code with S

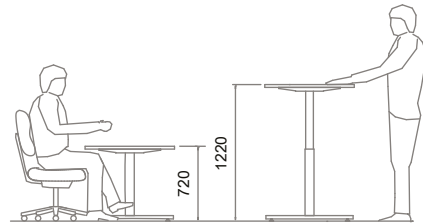
Example: HDLS14S - 1400
Rectangular Desk with scallop top



Available Frame Colours



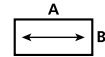
Maximum Load
Per Top (evenly distributed)



Sit/Stand worksurface range from 720mm to 1220mm

Code	A	B	Optional Cable Basket Code
HDLS18	1800	800	MECT18
HDLS16	1600	800	MECT16
HDLS14	1400	800	MECT14
HDLS12	1200	800	MECT12

Plain Top	P (Ports)	S (Scallop)



Rise Light with GOF Floor Standing Screens



RISE LITE SIT/STAND DESKING

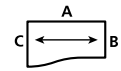
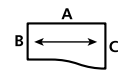
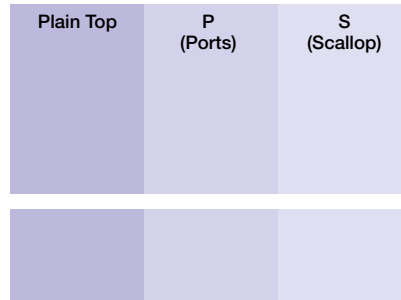
Desking

Rise LiteSingle Wave

Rise Lite can be specified to be cost-effective or dressed for the occasion with a selection of optional accessories, such as cable trays, spines or modesty panels. Rise reaches the grade.


- Delivered and installed fully assembled
- A cost effective version of Rise Sit/Stand Desking
- Available with Type A control panel
- No cross bar

Code	A	B	C	Optional Cable Basket Code
Right hand				
HDLWR18	1800 x	800 x	1000	MECT18
HDLWR16	1600 x	800 x	1000	MECT16
HDLWR14	1400 x	800 x	1000	MECT14
Left hand				
HDLWL18	1800 x	800 x	1000	MECT18
HDLWL16	1600 x	800 x	1000	MECT16
HDLWL14	1400 x	800 x	1000	MECT14



Modesty Panels

Code	Panel Length	Desk	Price
BTCPW18	1626 x 250	1800	
BTCPW16	1426 x 250	1600	
BTCPW14	1226 x 250	1400	
BTCPW12	1026 x 250	1200	



Wave Desks shown back to back with Modesty Panels

RISE SQUARED SIT/STAND DESKING

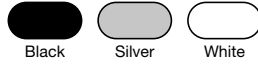
5 Year Motor/Moving Parts Guarantee

10 Year Structural Guarantee

Deskting

- Scalloped Top for cable egress
- Accepts desk top accessories
- Supplied with integral cable control
- Selection of control panels
- Shared back to back components

Available Frame Colours



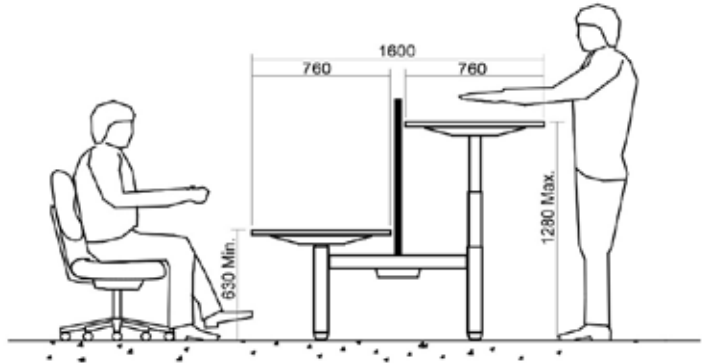
Maximum Load
Per Top (evenly distributed)



How to specify

1. Select a base code
2. Add control panels
3. Order complete desk

Example: **HBS1616B** (type B control panel)
Note: Screens ordered separately.



Desks - with scalloped tops



Code	A	B	2 x Optional Cable Tray
HBS2016	2000	1600	MECT20
HBS1816	1800	1600	MECT18
HBS1616	1600	1600	MECT16
HBS1416	1400	1600	MECT14
HBS1216	1200	1600	MECT12

Type 'A' Price	Type 'B' Price	Type 'C' Price	Type 'E' Price



Rise Squared with Separator Screen and Endframe Infill Panel



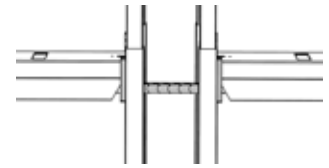
RISE SQUARED SIT/STAND DESKING

Desking

Desk to Desk Chain
Cable control to fit between desks

Code
HBSDDC

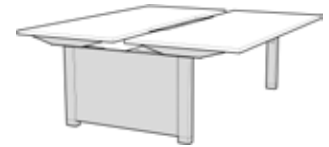
Price



Endframe Infill Panel
fits between legs and can be used as cable riser

Code
HBSEP

Price



Screens

Code	W	H
Fabric		
VSFG2014	2000	1400
VSFG1814	1800	1400
VSFG1614	1600	1400
VSFG1414	1400	1400
VSFG1214	1200	1400

Band 1 Price	Band 2 Price	Band 3 Price

Fabric Separator Screen (positions screen apart)

VSFS0214	200	1400
----------	-----	------

Part Glazed - Fabric / Acrylic (frosted or clear)

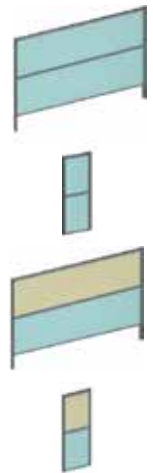
VSAG2014	2000	1400
VSAG1814	1800	1400
VSAG1614	1600	1400
VSAG1414	1400	1400
VSAG1214	1200	1400

--	--	--

Acrylic Separator Screen (positions screen apart)

VSAS0214	200	1400
----------	-----	------

--	--	--



Rise Squared with Separator Screen and HBSEP Endframe Infill Panel

DESKIT DESKING



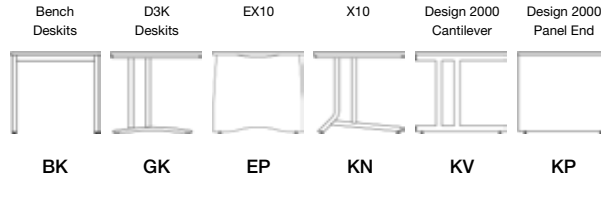
Desking

How to specify:

1. Select range endframe code
2. Add product model base code
3. Order complete desk



Example: EPD188 - 1800 x 800 EX10 Rectangular Desk or KND188 - 1800 x 800 X10 Rectangular Desk.

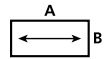


Base Code	A	B	C	Optional Cable Basket
-----------	---	---	---	-----------------------

800mm Deep Rectangular

D188	1800	800	
D168	1600	800	
D148	1400	800	
D128	1200	800	
D108	1000	800	
D088	800	800	


MECT18
MECT16
MECT14
MECT12
MECT10
MECT08



600mm Deep Rectangular

D186	1800	600	
D166	1600	600	
D146	1400	600	
D126	1200	600	
D106	1000	600	
D086	800	600	

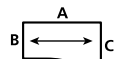
MECT18
MECT16
MECT14
MECT12
MECT10
MECT08



Right Hand Wave

RW188	1800	800	1000
RW168	1600	800	1000
RW148	1400	800	1000
RW128	1200	800	1000
RW108	1000	800	1000

MECT18
MECT16
MECT14
MECT12
MECT10



Rectangular Bench Deskit



DESKIT DESKING

Desking

Base Code	A	B	C	D	Optional Cable Basket	BK	GK	EP	KN	KV	KP	
Left Hand Wave												
LW188	1800	800	1000		MECT18							
LW168	1600	800	1000		MECT16							
LW148	1400	800	1000		MECT14							
LW128	1200	800	1000		MECT12							
LW108	1000	800	1000		MECT10							
Double Wave												
DW188	1800	800	1000		MECT18							
DW168	1600	800	1000		MECT16							
Right Hand D-End												
DDR20	2000	800			MECT16							
DDR18	1800	800			MECT14							
DDR16	1600	800			MECT12							
Left Hand D-End												
DDL20	2000	800			MECT16							
DDL18	1800	800			MECT14							
DDL16	1600	800			MECT12							
Kidney												
KD22	2200	800			MECT14							
KD20	2000	800			MECT12							
KD18	1800	800			MECT10							
KD16	1600	800			MECT08							
Bow Fronted												
BD20	2000	800	1000		MECT20							
BD18	1800	800	1000		MECT18							
BD16	1600	800	1000		MECT16							
120° Workstation												
YD128	1200	800	800	1200	MECT12							
YD126	1200	600	600	1200	MECT12							
YD108	1000	800	800	1000	MECT10							
YD106	1000	600	600	1000	MECT10							



D3K Deskit Left Hand and Right Hand Wave

DESKIT DESKING



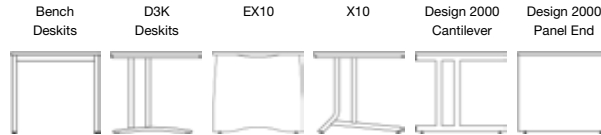
Desking

How to specify:

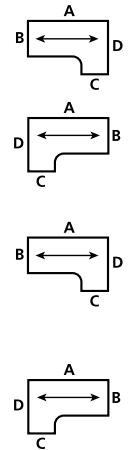
1. Select range endframe code
2. Add product model base code
3. Order complete desk



Example: EPD188 - 1800 x 800 EX10 Rectangular Desk
or KND188 - 1800 x 800 X10 Rectangular Desk.



Base Code	A	B	C	D	Optional Cable Basket	BK	GK	EP	KN	KV	KP
RH Workstation - 800mm Return											
UWR188	1800	800	800	1200	MECT16						
UWR168	1600	800	800	1200	MECT14						
LH Workstation - 800mm Return											
UWL188	1800	800	800	1200	MECT16						
UWL168	1600	800	800	1200	MECT14						
RH Workstation - 600mm Return											
UWR206	2000	800	600	1200	MECT18						
UWR186	1800	800	600	1200	MECT16						
UWR166	1600	800	600	1200	MECT14						
UWR146	1400	800	600	1200	MECT12						
LH Workstation - 600mm Return											
UWL206	2000	800	600	1200	MECT18						
UWL186	1800	800	600	1200	MECT16						
UWL166	1600	800	600	1200	MECT14						
UWL146	1400	800	600	1200	MECT12						

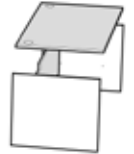


Design 2000 Cantilever Deskit

10 Year Guarantee

DESKIT DESKING

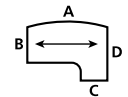
Desking



Base Code A B C D Optional Cable Basket BK GK EP KN KV KP

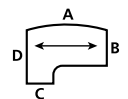
RH Bow Fronted Workstation - 600mm Return

UWBR206	2000	800	600	1200	MECT18						
UWBR186	1800	800	600	1200	MECT16						
UWBR166	1600	800	600	1200	MECT14						



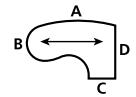
LH Bow Fronted Workstation - 600mm Return

UWBL206	2000	800	600	1200	MECT18						
UWBL186	1800	800	600	1200	MECT16						
UWBL166	1600	800	600	1200	MECT14						



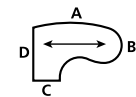
RH Consult Workstation - 600mm Return

UWCR226	2200	800	600	1200	MECT16						
UWCR206	2000	800	600	1200	MECT14						
UWCR186	1800	800	600	1200	MECT12						
UWCR166	1600	800	600	1200	MECT10						



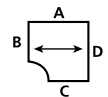
LH Consult Workstation - 600mm Return

UWCL226	2200	800	600	1200	MECT16						
UWCL206	2000	800	600	1200	MECT14						
UWCL186	1800	800	600	1200	MECT12						
UWCL166	1600	800	600	1200	MECT10						



Symmetrical Workstation

UW188S	1800	800	800	1800	MECT16						
UW168S	1600	800	800	1600	MECT14						
UW148S	1400	800	800	1400	MECT12						
UW128S	1200	800	800	1200	MECT10						
UW126S	1200	600	600	1200	MECT10						



X10 Deskit Right Hand and Left Hand Wave

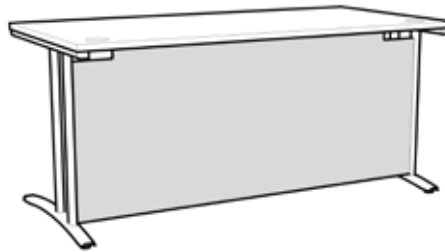
DESKIT ADD-ONS

DESKING



Desking

- Extra deep modesty panel available (57mm from floor) (subject to surcharge). Suffix code with -FD.
- Not available on X10 Desks / Workstations



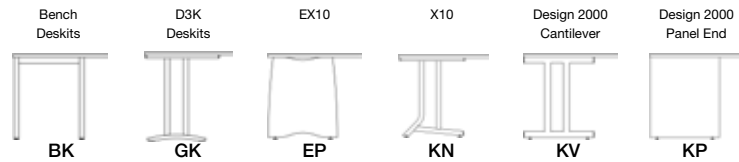
Desk shown with D3K endframes & full depth modesty panel. Example: GKD168FD

Cut Back Endframes

Cut back endframes for 800d desks can be used to help create additional leg space when desks or workstations are used together. Cantilever frames are best for this. They are offered in Left or Right hand options and are supplied with all necessary fittings and desk to desk link brackets. It is recommended that full end frames are used at the end of runs.



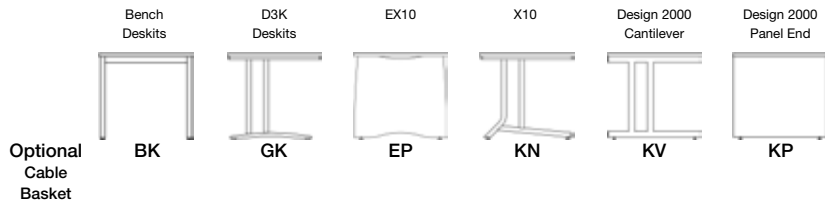
Base Code	Description
CBL8	800mm Left hand
CBR8	800mm Right Hand



Return Units

Supplied with a single endframe and fixing kit (desk not supplied).

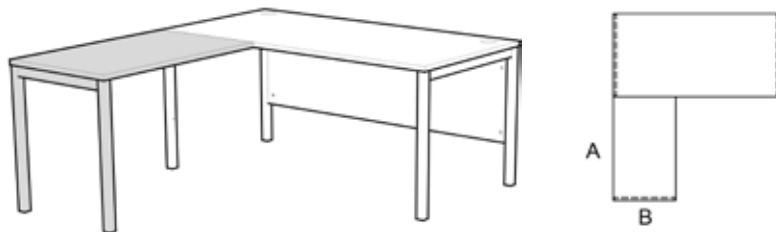
Base Code	A	B
RD106	1000	600
RD086	800	600



MECT10*		
MECT08*		

*For extended to rear of desk, use

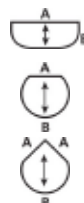
MECT16 or MECT14 - depending upon length of return.



Conference End Tables

Supplied with pillar legs & fixing brackets for all styles of frames.

Code	A	B	Price
SET16	1600	600	
SET12	1200	450	
FCE12	800	Ø1200	
FTE12	800	Ø1200	

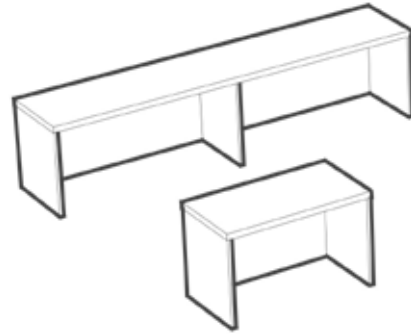


DESKIT OVER DESK STORAGE DESKING

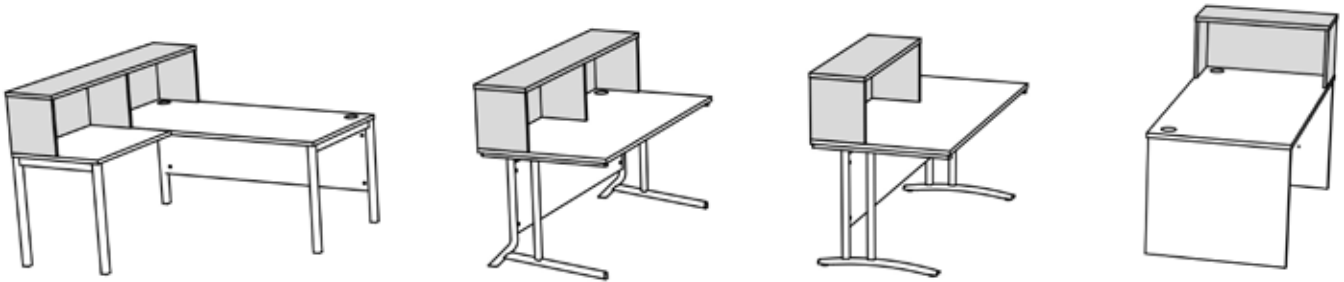
Over Desk Storage

Fits to all **Deskit** standard desk models and can be retro fitted.
For other desk compatibility, please contact our Sales Department.

Code	W	D	H	Price
FH16	1600	320	375	
FH14	1400	320	375	
FH12	1200	320	375	
FH10	1000	320	375	
FH08	800	320	375	
FH06	600	320	375	



Example of use.



Design 2000 Deskit Rectangular Desk shown with optional Overdesk Storage

HOME WORKER DESKING

2 Year
Guarantee

Desking

With its hairpin leg design and integrated shelf space, this desk can be a nice addition to any home. With the shelf space offering an area to store those laptop and additional paperwork away to help keep your home feeling like a home when you have finished for the day.

Features

- Choice of MFC Top finishes.
- Hair pin legs.
- Metal to metal fixings.
- Integrated shelf space (100mm).
- One person easy to assemble.

Code	W	D	H	Unit Price
Rectangular Desk				
HWK106Z	1000	x 600	x 800	
HWK126Z	1200	x 600	x 800	
HWK146Z	1400	x 600	x 800	





HOME WORKER DESKING

Desking

Introducing into the Homeworke range is our new fold away desk. With space at a premium in some homes, this desk offers a neat alternative to the static desk. Once folded, the desk can be stored away to free up space. With its tool free assembly, the desk will fold and unfold instantly making it a simple but effective solution.

Features

- Choice of MFC Top finishes
- Choice of frame colours
- Metal to metal fixings
- Folding desk for ease of storage
- One person tool free assembly
- Upper shelf

Code	W	D	H	Unit Price
Rectangular Desk				
EXHW12	1200	x 600	x 727/1200	
EXHW10	1000	x 600	x 727/1200	



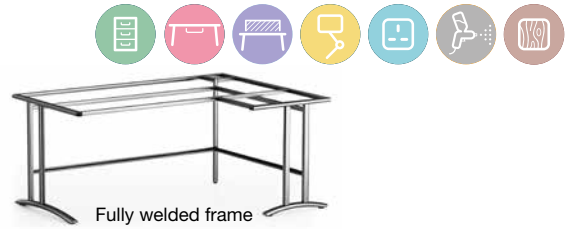
D3K FULLY WELDED DESKING



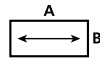
Desking

- Fully Welded with stylish end frame that can accept cable management.
- Available with optional end frame covers.
- Available in a variety of desk and workstation footprints.
- Overall height 727mm with 25mm MFC tops.

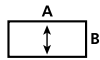
Surcharge for Pastel Paint – per item



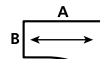
Code	A	B	C	Price
800mm Deep Rectangular Desking Can be used with tall under desk, under desk or desk high pedestals				
GDS18Z	1800	x	800	
GDS16Z	1600	x	800	
GDS14Z	1400	x	800	
GDS12Z	1200	x	800	
GDS10Z*	1000	x	800	
GDS08Z*	800	x	800	



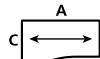
Code	A	B	C	Price
600mm Deep Rectangular Desking Can be used with desk high pedestals.				
GDS186Z	1800	x	600	
GDS166Z	1600	x	600	
GDS146Z	1400	x	600	
GDS126Z	1200	x	600	
GDS106Z	1000	x	600	
GDS086Z	800	x	600	



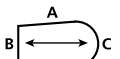
Code	A	B	C	Price
Right Hand Wave Desking Can be used with tall under desk, under desk or desk high pedestals on 800mm side only.				
GDWR18Z	1800	x	800	x 1000
GDWR16Z	1600	x	800	x 1000
GDWR14Z	1400	x	800	x 1000
GDWR12Z	1200	x	800	x 1000



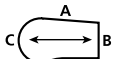
Code	A	B	C	Price
Left Hand Wave Desking Can be used with tall under desk, under desk or desk high pedestals on 800mm side only.				
GDWL18Z	1800	x	800	x 1000
GDWL16Z	1600	x	800	x 1000
GDWL14Z	1400	x	800	x 1000
GDWL12Z	1200	x	800	x 1000



Code	A	B	C	Price
Right Hand Consult Desking Can be used with tall under desk, under desk or desk high pedestals on 800mm side only.				
GCDR21Z	2100	x	800	x ø1000
GCDR19Z	1900	x	800	x ø1000
GCDR17Z	1700	x	800	x ø1000



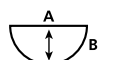
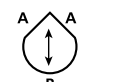
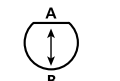
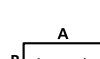
Code	A	B	C	Price
Left Hand Consult Desking Can be used with tall under desk, under desk or desk high pedestals on 800mm side only.				
GCDL21Z	2100	x	800	x ø1000
GCDL19Z	1900	x	800	x ø1000
GCDL17Z	1700	x	800	x ø1000



Code	A	B	C	Price
Double Wave Desking Can be used with under desk or tall under desk pedestals.				
GDWD18Z	1800	x	800	x 1000
GDWD16Z	1600	x	800	x 1000



Code	A	B	C	Price
Conference End Tables				
Circular				
GCE12Z	800	x	ø1200	
Tear Drop				
GCTE12Z	800	x	ø1200	
Semi-Circular				
GSCT16Z	800	x	ø1600	
GSCT12Z	600	x	ø1200	



Code	W	D	H	Price
------	---	---	---	-------

Accessories
Mobile Lectern & Trolley.

GLZ	690	x	720	x 1170
Angled work surface. (Top size 590w x 560d)				
GPCSZ	590	x	800	x 1000
CPU holder and rear monitor shield included.				
GDDL				
Desk to Desk Link Bracket				



GLZ



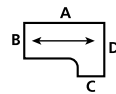
GPCSZ



Code A B C D Price

Right Hand Universal Workstations
Can be used with under desk,
tall under desk or desk high pedestals.

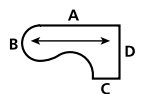
GUWSR18Z	1800	x	800	x	600	x	1200
GUWSR16Z	1600	x	800	x	600	x	1200
GUWSR14Z	1400	x	800	x	600	x	1200



Code A B C D Price

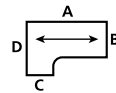
Right Hand Consult Workstations
Can be used with under desk,
tall under desk or desk high pedestals.

GCWSR22Z	2200	x	800	x	600	x	1200
GCWSR20Z	2000	x	800	x	600	x	1200
GCWSR18Z	1800	x	800	x	600	x	1200



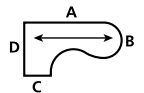
Left Hand Universal Workstations
Can be used with under desk,
tall under desk or desk high pedestals.

GUWSL18Z	1800	x	800	x	600	x	1200
GUWSL16Z	1600	x	800	x	600	x	1200
GUWSL14Z	1400	x	800	x	600	x	1200



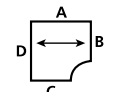
Left Hand Consult Workstations
Can be used with under desk,
tall under desk or desk high pedestals.

GCWSL22Z	2200	x	800	x	600	x	1200
GCWSL20Z	2000	x	800	x	600	x	1200
GCWSL18Z	1800	x	800	x	600	x	1200



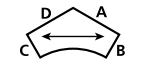
Symmetrical Workstations
Can be used with under desk,
tall under desk or desk high pedestals.
*Except 600 x 600mm

GUWSR18Z	1600	x	800	x	600	x	1200
GUWSR16Z	1400	x	800	x	600	x	1200
GUWSR14Z	1200	x	800	x	600	x	1200
GWS126SZ*	1200	x	800	x	600	x	1200



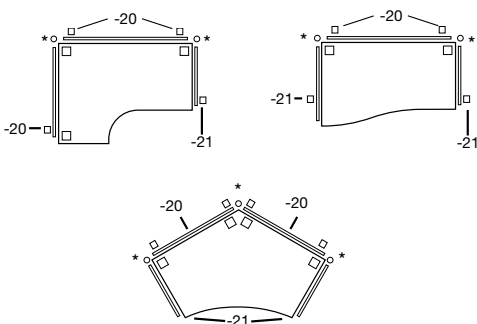
120° Workstations
Can be used with under desk,
tall under desk or desk high pedestals.
*Except 600 x 600mm

GDY128Z	1200	x	800	x	800	x	1200
GDY126Z*	1200	x	600	x	600	x	1200
GDY106Z*	1000	x	600	x	600	x	1200



GOF Desk Top Screen Bracket Information
Please refer to our Screens & Pods Section for GOF
desk top screens.

* Requires link post



DESIGN 2000 FULLY WELDED DESKING



Deskings

- Our most sustainable Desk for over 40 years.
- Extensive range including Rectangular Desks, Workstations and Wave Desks.
- Continuous welded underframe for heavy duty environments.
- Available with optional cable management and end frame covers.
- Overall height 727mm with 25mm MFC tops.



Surcharge for Pastel Paint – per item

Code	A	B	C	Price
------	---	---	---	-------

800mm Deep Rectangular Desking

Can be used with tall under desk, under desk or desk high pedestals.

VD728Z	1800	x	800
VD638Z	1600	x	800
VD568Z	1400	x	800
VD488Z	1200	x	800
VD408Z*	1000	x	800
VD318Z*	800	x	800



600mm Deep Rectangular Desking

Can be used with desk high pedestals.

VD726Z	1800	x	600
VD636Z	1600	x	600
VD566Z	1400	x	600
VD486Z	1200	x	600
VD406Z	1000	x	600
VD316Z	800	x	600



Right Hand Wave Desking

Can be used with tall under desk, under desk or desk high pedestals on 800mm side only.

8DWR18Z	1800	x	800	x	1000
8DWR16Z	1600	x	800	x	1000
8DWR14Z	1400	x	800	x	1000
8DWR12Z	1200	x	800	x	1000



Left Hand Wave Desking

Can be used with tall under desk, under desk or desk high pedestals on 800mm side only.

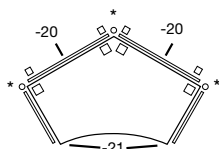
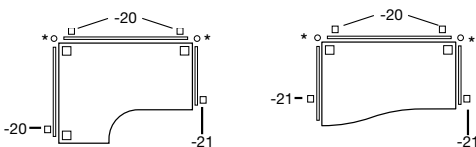
8DWL18Z	1800	x	800	x	1000
8DWL16Z	1600	x	800	x	1000
8DWL14Z	1400	x	800	x	1000
8DWL12Z	1200	x	800	x	1000



GOF Desk Top Screen Bracket Information

Please refer to our Screens & Pods Section for GOF desk top screens (Not available on Wire Managed Desks).

* Requires link post

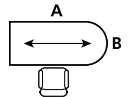


Code	A	B	C	Price
------	---	---	---	-------

Right Hand D-End Desking

Can be used with tall under desk, under desk or desk high pedestals.

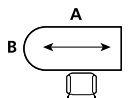
VD798RDZ	2000	x	800
VD728RDZ	1800	x	800
VD638RDZ	1600	x	800



Left Hand D-End Desking

Can be used with tall under desk, under desk or desk high pedestals.

VD798LDZ	2000	x	800
VD728LDZ	1800	x	800
VD638LDZ	1600	x	800



Double Wave Desking

Can be used with under desk or tall under desk pedestals.

8DWD18Z	1800	x	800	x	1000
8DWD16Z	1600	x	800	x	1000

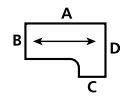


Code	A	B	C	D	Price
------	---	---	---	---	-------

Right Hand Universal Workstations

Can be used with under desk, tall under desk or desk high pedestals.

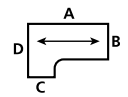
UWS18RZ	1800	x	800	x	600	x	1200
UWS16RZ	1600	x	800	x	600	x	1200
UWS14RZ	1400	x	800	x	600	x	1200
UWS188RZ	1800	x	800	x	800	x	1200
UWS168RZ	1600	x	800	x	800	x	1200



Left Hand Universal Workstations

Can be used with under desk, tall under desk or desk high pedestals.

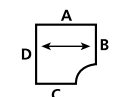
UWS18LZ	1800	x	800	x	600	x	1200
UWS16LZ	1600	x	800	x	600	x	1200
UWS14LZ	1400	x	800	x	600	x	1200
UWS188LZ	1800	x	800	x	800	x	1200
UWS168LZ	1600	x	800	x	800	x	1200



Symmetrical Workstations

Can be used with under desk, tall under desk or desk high pedestals. *Except 600 x 600mm

UWS16SZ	1600	x	800	x	800	x	1600
UWS14SZ	1400	x	800	x	800	x	1400
UWS12SZ	1200	x	800	x	800	x	1200
UWS126SZ*	1200	x	600	x	600	x	1200



Design 2000 Cantilever Cut Back Legs

8CBR	Right Hand	Any 800d Desk or 800 side of Workstation
8CBL	Left Hand	Any 800d Desk or 800 side of Workstation

25 Year
Structural
Guarantee

DESIGN 2000 FULLY WELDED DESKING

Desking



MODULAR RECEPTION UNITS DESKING

10 Year
Guarantee

Desking



Our comprehensive range of modular units provides you with almost unlimited configurations to create the footprint for any reception environment.

- Multiple choice of units
- DDA compliant base units
- Vast range of board finishes
- Compatible to our wide range of furniture
- Glass shelf options

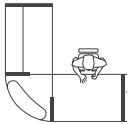
Please contact Sales for more information...
We can aid your planning and provide a suitable proposal and quotation.

Now available in all standard MFC finishes.

How to Order Units

Leg Positions

Base units are available with either full or cutback panel ends.
Full panels are always required on the outside edge.



Cut back panels specified at joint. Full panels are required on the outside edge.



Full panels are required when joining to DDA units.

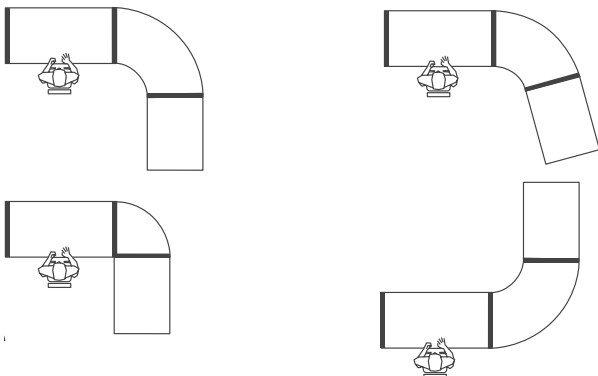
Cable ports - suffix code (-p)

Units are priced without cable ports.
If required, suffix code with (-P) and state cable ports required.
Cost addition of Retail per unit.



Footprints Explanation

Straight or curved options are available to accommodate space planning requirements.



Important Information

Reception units are made to order and the lead-time to supply these goods will reflect this. Special products are not available.

Modular Panel End Units Containing:

interchangeable base, top & counter units. Base units can be specified with cut back panels providing clear legroom when adjacent modules are linked. This flexible collection can cater for a variety of front-office requirements whilst offering a robust structure and cost effective solution.

All Modules Have:

25mm tops and end panels finished with high impact resistant edging.

Key Features:

- Ease of identifying, specifying & ordering modules.
- Ease of installation - either tool-free or with use of standard Allen key.
- Base units supplied with steel kick plates.
- Optional cable management.
- Optional third level accessories.
- Base units are 750 tall to allow 700 clearance for DDA compliance.
- Base units supplied with shelf unless stated.

PLEASE NOTE:

UNDER DESK PEDESTALS WILL PROTRUDE BY APPROX 100MM.

Design and Manufacture

Designed and Manufactured to conform to

BS EN 527-1:2000
Office furniture, work tables and desk dimensions.


BS EN 527-2:2002
Test methods for the determination of stability.

BS EN 527-3:2003
Test methods for the determination of strength.

BS 3044:1990
Ergonomics principles in the design and selection of office furniture.

BS EN ISO 9241-5: 1999
Ergonomic requirements for office work with visual display terminals.

BS 8300: 2001
Design of buildings and their approaches to meet the needs of disabled people - Code of practice. (DDA compliance).



A Select end and top finish from MFC colours.

B Silver and White front finish on straight and curved units.

MODULAR RECEPTION UNITS DESKING

10 Year
Guarantee

Desking



Full panel



Cut back right panel



Cut back left panel



Cut back left & right panel

Code	A	B	C	Price
------	---	---	---	-------



Straight base unit - full panel

ASB16FF	1600	x	800	
ASB14FF	1400	x	800	
ASB12FF	1200	x	800	
ASB10FF	1000	x	800	
ASB08FF	800	x	800	



Straight base unit - cut back left & right panels

ASB16II	1600	x	800	
ASB14II	1400	x	800	
ASB12II	1200	x	800	
ASB10II	1000	x	800	
ASB08II	800	x	800	

Code	A	B	C	Price
------	---	---	---	-------



Straight base unit - cut back right hand panel

ASB16FIR	1600	x	800	
ASB14FIR	1400	x	800	
ASB12FIR	1200	x	800	
ASB10FIR	1000	x	800	
ASB08FIR	800	x	800	



Straight base unit - cut back left hand panel

ASB16FIL	1600	x	800	
ASB14FIL	1400	x	800	
ASB12FIL	1200	x	800	
ASB10FIL	1000	x	800	
ASB08FIL	800	x	800	



Full panel



Cut back right panel



Cut back left panel



Cut back left & right panel



Radial base unit - full panel

90° ARB90FF	1838	x	800	x	1300
60° ARB60FF	1300	x	800	x	1300



Radial base unit - cut back left & right panels

90° ARB90II	1838	x	800	x	1300
60° ARB60II	1300	x	800	x	1300



Radial base unit - cut back right hand panel

90° ARB90FIR	1838	x	800	x	1300
60° ARB60FIR	1300	x	800	x	1300



Radial base unit - cut back left hand panel

90° ARB90FIL	1838	x	800	x	1300
60° ARB60FIL	1300	x	800	x	1300



Cut back right panel



Cut back left panel



Cut back left & right panel



Corner unit - cut back right hand panel
Unit supplied without shelf.

90° ARB00FIR	1131	x	800	x	800
--------------	------	---	-----	---	-----



Corner unit - cut back left hand panel
Unit supplied without shelf.

90° ARB00FIL	1131	x	800	x	800
--------------	------	---	-----	---	-----



Corner unit - cut back right & left hand panel
Unit supplied without shelf.

90° ARB00II	1131	x	800	x	800
-------------	------	---	-----	---	-----





Radial inverted base unit




Radial DDA base unit



Straight DDA base unit

Code	A	B	C	Price
 Radial inverted base unit				
90° AIRB90FF	1838	x	800	x 1300
60° AIRB60FF	1300	x	800	x 1300
 Radial DDA base unit supplied without shelf.				
90° ARD90	1838	x	800	x 1300
60° ARD60	1300	x	800	x 1300

Code	A	B	C	Price
 Straight DDA base unit supplied without shelf.				
ASD16	1600	x	800	
ASD14	1400	x	800	
ASD12	1200	x	800	
ASD10	1000	x	800	
ASD08	800	x	800	



Full panel




Cut back right hand panel





Cut back left hand panel




Cut back left & right hand panel

Code	A	B	Price
 Straight base unit with wooden file hutch - full panel supplied as complete unit, file hutches are 300mm deep x 355mm high.			
AST16FF	1600	x	800
AST14FF	1400	x	800
AST12FF	1200	x	800
AST10FF	1000	x	800
AST08FF	800	x	800

Code	A	B	Price
 Straight base unit with wooden file hutch - cut back right hand panel supplied as complete unit, file hutches are 300mm deep x 355mm high.			
AST16FIR	1600	x	800
AST14FIR	1400	x	800
AST12FIR	1200	x	800
AST10FIR	1000	x	800
AST08FIR	800	x	800

Code	A	B	Price
 Straight base unit with wooden file hutch - cut back left hand panel supplied as complete unit, file hutches are 300mm deep x 355mm high.			
AST16FIL	1600	x	800
AST14FIL	1400	x	800
AST12FIL	1200	x	800
AST10FIL	1000	x	800
AST08FIL	800	x	800

Code	A	B	Price
 Straight base unit with wooden file hutch - cut back left & right hand panels supplied as complete unit, file hutches are 300mm deep x 355mm high.			
AST16FII	1600	x	800
AST14FII	1400	x	800
AST12FII	1200	x	800
AST10FII	1000	x	800
AST08FII	800	x	800



Full panel




Cut back right hand panel





Cut back left hand panel




Cut back left & right hand panel

Code	A	B	Price
 Straight base unit with wooden counter top - full panel wooden counter top height - 1035mm.			
ASW16FF	1600	x	800
ASW14FF	1400	x	800
ASW12FF	1200	x	800
ASW10FF	1000	x	800
ASW08FF	800	x	800

Code	A	B	Price
 Straight base unit with wooden counter top - cut back right hand panel wooden counter top height - 1035mm.			
ASW16FIR	1600	x	800
ASW14FIR	1400	x	800
ASW12FIR	1200	x	800
ASW10FIR	1000	x	800
ASW08FIR	800	x	800

Code	A	B	Price
 Straight base unit with wooden counter top - cut back left hand panel wooden counter top height - 1035mm.			
ASW16FIL	1600	x	800
ASW14FIL	1400	x	800
ASW12FIL	1200	x	800
ASW10FIL	1000	x	800
ASW08FIL	800	x	800

Code	A	B	Price
 Straight base unit with wooden counter top - cut back left & right hand panels wooden counter top height - 1035mm.			
ASW16II	1600	x	800
ASW14II	1400	x	800
ASW12II	1200	x	800
ASW10II	1000	x	800
ASW08II	800	x	800

MODULAR RECEPTION UNITS DESKING

10 Year
Guarantee

Desking



Full panel



Cut back right hand panel



Cut back left hand panel



Cut back left & right hand panel



Straight base unit with glass counter top - full panel
glass counter top height - 1025mm.

ASG16FF	1600	x	800
ASG14FF	1400	x	800
ASG12FF	1200	x	800
ASG10FF	1000	x	800
ASG08FF	800	x	800



Straight base unit with glass counter top - cut back right hand panel
glass counter top height - 1025mm.

ASG16FIR	1600	x	800
ASG14FIR	1400	x	800
ASG12FIR	1200	x	800
ASG10FIR	1000	x	800
ASG08FIR	800	x	800



Straight base unit with glass counter top - cut back left hand panel
glass counter top height - 1025mm.

ASG16FIL	1600	x	800
ASG14FIL	1400	x	800
ASG12FIL	1200	x	800
ASG10FIL	1000	x	800
ASG08FIL	800	x	800



Straight base unit with glass counter top - cut back left & right hand panels
glass counter top height - 1025mm.

ASG16FII	1600	x	800
ASG14FII	1400	x	800
ASG12FII	1200	x	800
ASG10FII	1000	x	800
ASG08FII	800	x	800



Cut back right hand panel



Cut back left hand panel



Cut back left & right hand panel



Corner unit with wooden counter top - cut back right hand panel
supplied without shelf.

90° ARW00FIR	1131	x	800	x	800
--------------	------	---	-----	---	-----



Corner unit with wooden counter top - cut back left & right hand panel
supplied without shelf.

90° ARW00FII	1131	x	800	x	800
--------------	------	---	-----	---	-----



Corner unit with wooden counter top - cut back left hand panel
supplied without shelf.

90° ARW00FIL	1131	x	800	x	800
--------------	------	---	-----	---	-----



MODULAR RECEPTION UNITS DESKING



Full panel



Cut back right hand panel



Cut back left hand panel



Cut back left & right hand panel

Code **A** **B** **C** **Price**



Radial base unit with wooden counter top - full panel
full panel wooden counter top height - 1035mm.

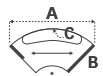
90° ARW90FF	1838	x	800	x	1300
60° ARW60FF	1300	x	800	x	1300

Code **A** **B** **C** **Price**



Radial base unit with wooden counter top - cut back right hand panel
wooden counter top height - 1035mm.

90° ARW90FIR	1838	x	800	x	1300
60° ARW60FIR	1300	x	800	x	1300



Radial base unit with wooden counter top - cut back left hand panel
wooden counter top height - 1035mm.

90° ARW90FIL	1838	x	800	x	1300
60° ARW60FIL	1300	x	800	x	1300



Radial base unit with wooden counter top - cut back left & right hand panels
wooden counter top height - 1035mm.

90° ARW90II	1838	x	800	x	1300
60° ARW60II	1300	x	800	x	1300



Full panel



Cut back right hand panel



Cut back left hand panel



Cut back left & right hand panel

Code **A** **B** **C** **Price**



Radial base unit with glass counter top - full panel
glass counter top height - 1025mm

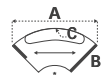
90° ARG90FF	1838	x	800	x	1300
60° ARG60FF	1300	x	800	x	1300

Code **A** **B** **C** **Price**



Radial base unit with glass counter top - cut back right hand panel
glass counter top height - 1025mm

90° ARG90FIR	1838	x	800	x	1300
60° ARG60FIR	1300	x	800	x	1300



Radial base unit with glass counter top - cut back left hand panel
glass counter top height - 1025mm.

90° ARG90FIL	1838	x	800	x	1300
60° ARG60FIL	1300	x	800	x	1300



Radial base unit with glass counter top - cut back left & right hand panel
glass counter top height - 1025mm.

90° ARG90FF	1838	x	800	x	1300
60° ARG60FF	1300	x	800	x	1300



Cut back right hand panel



Cut back left hand panel



Cut back left & right hand panel



Corner unit with glass counter top - cut back right hand panel
supplied without shelf.

90° ARG00FIR	1131	x	800	x	800
--------------	------	---	-----	---	-----



Corner unit with glass counter top - cut back left & right hand panel
supplied without shelf.

90° ARG00II	1131	x	800	x	800
-------------	------	---	-----	---	-----

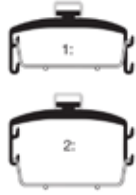



Corner unit with glass counter top - cut back left hand panel
supplied without shelf.

90° ARG00FIL	1131	x	800	x	800
--------------	------	---	-----	---	-----

CABLE MANAGEMENT DESKING

Universal Cable Management



Cable Baskets can fit on suspension brackets in two positions.

1. To accommodate tall under desk pedestals under tray.
2. To accommodate transformer plugs in tray.

Baskets can be unhooked from suspension brackets on one side to provide easy access to cables and modules.

Code	Desk Size	L	W	Price
------	-----------	---	---	-------

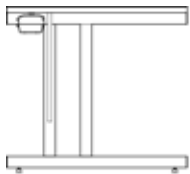
Cable Baskets for single sided desks

MECT20	2000	1832	116
MECT18	1800	1629	116
MECT16	1600	1426	116
MECT14	1400	1222	116
MECT12	1200	1019	116
MECT10	1000	816	116
MECT08	800	612	116

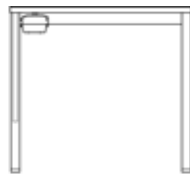
Code	Desk Size	L	W	Price
------	-----------	---	---	-------

Cable Baskets for double sided desks

MECT20D	2000	1832	336
MECT18D	1800	1629	336
MECT16D	1600	1426	336
MECT14D	1400	1222	336
MECT12D	1200	1019	336
MECT10D	1000	816	336
MECT08D	800	612	336



Cable basket fitting (Desklet cantilever and panel ended desks)



Cable basket fitting (Bench Desklet desks)

Desklet Endframe Covers



Outer Covers

Where Used

RH 800mm Endframe
LH 800mm Endframe
RH 600mm Endframe
LH 600mm Endframe

	D3K Desklets	X10	Design 2000 Cantilever	Price
GRECR	KNRECR	8ECR		
GLECR	KNLECR	8ECR		
GSECR	KNRECR	8ECR		
GSECR	KNRECR	8ECR		



Design 2000 Desklet Outer Cover



X10 Desklet Outer Cover

Inner Covers

Description

Inner cover, cable restraints & plastic cable trunking inc. Requires outer covers for fitting.

	D3K Desklets	X10	Design 2000 Cantilever	Price
GERI	KNERI	8ERI		

Cable Spine

ø60 x 700h

Code	Colour	Price
BCRB	Black	
BCRS	Silver	
BCRW	White	



D3K Desklet Outer Cover

ELECTRICAL INSTALLATION GUIDE

DESKING

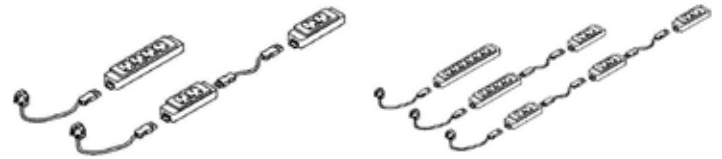
Electrical Installations within Office Furniture, Educational Furniture and Office Screens

This information is intended to help when specifying power distribution systems in furniture and is based on BS 6396: 2008 + A1 2015. Please refer to this standard for more information. It is recommended that all installations be completed by a suitably skilled person and that all equipment meets the pertinent standard criteria.

Examples shown are based on single-phase electrical distribution system with rated voltages up to 250 V a.c. connected to the building's supply by a 13A UK plug, conforming to BS 1363.

Under Desk Modules


When individually fused at **5 A max.**, no more than four sockets can be connected to a 13A single supply lead. These can be made-up of single 4-gang modules or 2-gang units connected with a lead.



When individually fused at **3.15 A max.**, no more than six sockets can be connected to a 13A single supply lead. These can be made-up of single 6-gang modules, 4-gang or 2-gang units connected with leads.

Under and On Desk Modules

When individually fused at **5 A max.**, no more than four sockets can be connected to a 13A single supply lead. These can be made-up of single 4-gang modules or 2-gang units connected with leads.

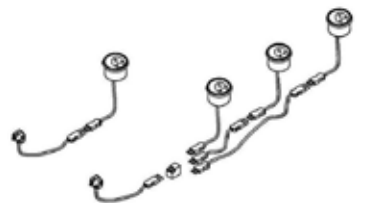


When individually fused at **3.15 A max.**, no more than six sockets can be connected to a 13A single supply lead. These can be made-up of single 6-gang modules, 4-gang or 2-gang units connected with leads and connector blocks.

Under desk modules that are fitted with data outlets cannot be interconnected.

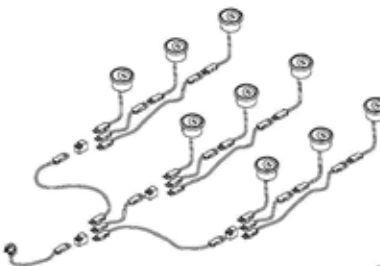
Through-Desk Modules

When including UK power sockets, follow the same rules as under and on-desk outlets. Consideration should also be given to the overall cost. If there are enough sockets for the starter cables, then it may be simpler and more cost effective to use starter leads than connecting to a single starter cable using connector leads and blocks.



USB Charging Modules

These units only provide a fraction of the current compared to UK power sockets and when used separately from other outlets can be 'daisy-chained' together to a maximum of **60 No. units** from one starter lead, connector leads and blocks. Best practice is to reduce the amount of connectors where possible.

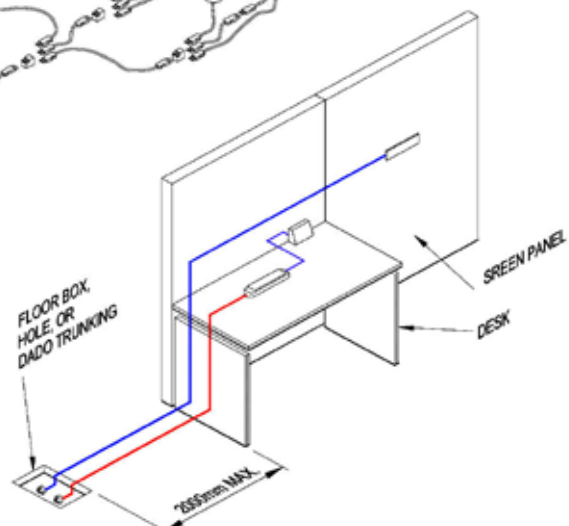


On selected modules, twin USB fast charge now consist of a USB-A and a USB-C socket. The USB Type C connector is now being adopted by all the major manufacturers of mobile devices (phones, tablets, etc) and has already been incorporated into some laptops. This is not only because of its small form factor and the fact that it is reversible, making it simpler and easier to use, but also because it enables significantly faster charging than was possible with the USB Type A connector, whilst at the same time (for relevant devices) replacing all former AV/data connections, such as VGA, HDMI, USB-A, RJ45.

Where shown, modules with a twin USB outlet will provide both the new USB-C port, for enhanced fast charging of compatible devices, plus a USB-A for charging legacy devices - suiting users with any USB powered device old. ® Denotes new style reversible Type A & Type C fast charge with replaceable cartridge.

Exposed Power Cables

When all the outlets are connected and the Starter Cable is plugged into a power supply, any exposed length of supply cord must not exceed **2 metres** in length.



ELECTRICAL ACCESSORIES

DESKING

On and In Desk Modules

All on-desk or in-desk modules containing electrical outlets are supplied with a short lead to a male Wieland GST plug. These can be connected to an under-desk module, a connector lead / block or a starter cable – sold separately. Data modules, including RJ45, HDMI & data USB are hardwired to a 3 metre lead fitted with an appropriate connector.

Under Desk Modules

All under desk modules require a connector lead or a starter cable.

Please check with our Sales Department for fitting Power Modules to Bench Desksits.

Safe Electrical Wiring

For all types of power modules, please refer to the installation guidelines.

Where Used

The icons shown indicate where modules can be used:



Desks



Tables



Seating

Outlet Types/Quantities



UK POWER



CAT 5e DATA



CAT 6 DATA



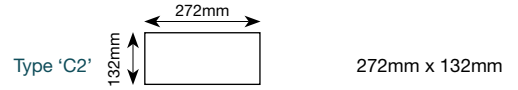
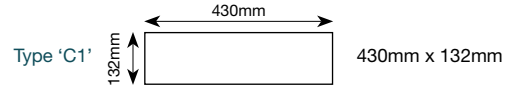
2x USB-A
FAST CHARGE

Code

Code	UK POWER	CAT 5e DATA	CAT 6 DATA	2x USB-A FAST CHARGE
DTPMX-10	2	1	-	-
DTPMX-20	2	-	1	-
DTPMX-30	2	2	-	-
DTPMX-40	2	-	2	-
DTPMX-50	4	2	-	-
DTPMX-60	4	-	2	-
DTPMX-70	2	-	-	1
DTPMX4	4	-	-	-
DTPMX	2	-	-	-

Available in White finish

Cut-Outs - Required in worksurface to fit module



Price



ELECTRICAL ACCESSORIES DESKING

Code	Outlet Types/Quantities					Cut out	Price
	UK POWER	CAT 5e DATA	CAT 6 DATA	TWIN USB FAST CHARGE	HDMI		
DTPX	1	-	-	-	-	P	
DTPX02U	-	-	-	1	-	P	
DTPXD5	1	1	-	-	-	P	
DTPXD6	1	-	1	-	-	P	
DTPXH	1	-	-	-	1	P	
DTPXT	1	-	-	1	-	P	
DTPX-10	1	2	-	-	-	P	
DTPX-20	1	-	2	-	-	P	
DTPX-30	-	2	-	1	-	P	
DTPX-40	-	-	2	1	-	P	
DTPX-50	1	1	-	-	1	P	
DTPX-60	1	-	1	-	1	P	



Available in Silver surround with Black or White fascia

Code	Outlet Types/Quantities				Cut out	Price
	UK POWER	CAT 5e DATA	CAT 6 DATA	TWIN USB FAST CHARGE		
DTPPT03	3	-	-	-	P	
DTPPT02U	2	-	-	1	P	
DTPPT02D5	2	2	-	-	P	
DTPPT02D6	2	-	2	-	P	
DTPPT-10	1	2	-	1	P	
DTPPT-20	1	-	2	1	P	



Available in White or Black finish.



ELECTRICAL ACCESSORIES

DESKING

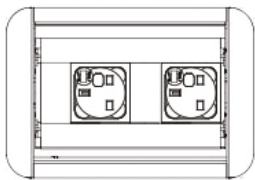
Desking

Code	Outlet Types/Quantities							Cut Out	Price
	UK POWER	CAT 5e DATA	CAT 6 DATA	1x USB-A 1x USB-C TWIN USB FAST CHARGE ®	VGA & AUDIO	HDMI	SINGLE USB DATA		
DTPLA-10	2	-	-	-	-	-	-	C3	
DTPLA-20	2	1	-	-	-	-	-	C2	
DTPLA-30	2	-	1	-	-	-	-	C2	
DTPLA-40	2	2	-	1	-	-	-	C2	
DTPLA-50	2	-	2	1	-	-	-	C2	
DTPLA-60	4	-	-	-	-	-	-	C1	
DTPLA-70	2	2	-	-	1	1	-	C1	
DTPLA-80	2	-	2	-	1	1	-	C1	
DTPLA-90	4	2	-	-	-	-	-	C1	
DTPLA-100	4	-	2	-	-	-	-	C1	
DTPLA-110	4	2	-	-	1	-	-	C1	
DTPLA-120	4	-	2	-	1	-	-	C1	
DTPLA-130	4	4	-	-	-	-	-	C1	
DTPLA-140	4	-	4	-	-	-	-	C1	
DTPLA-150	2	2	-	-	1	-	-	C2	
DTPLA-160	2	-	2	-	1	-	-	C2	
DTPLA-170	2	2	-	1	1	1	-	C1	
DTPLA-180	2	-	2	1	1	1	-	C1	
DTPLA-190	2	2	-	-	1	2	-	C1	
DTPLA-200	3	-	-	-	1	1	-	C1	
DTPLA-210	2	1	-	-	-	1	-	C2	
DTPLA-220	3	1	-	-	-	1	-	C1	
DTPLA-230	3	-	1	-	-	1	-	C1	
DTPLA-240	3	-	2	-	1	1	-	C1	
DTPLA-250	4	2	-	-	-	1	-	C1	
DTPLA-260	4	-	2	-	-	2	-	C1	
DTPLA-270	3	1	-	-	-	-	-	C1	
DTPLA-280	2	4	-	-	-	1	1	C1	
DTPLA-290	2	2	-	-	-	1	-	C2	
DTPLA-300	1	1	-	-	1	1	2	C1	
DTPLA-310	2	2	-	-	1	1	2	C1	
DTPLA-320	2	-	-	-	1	1	-	C2	
DTPLA-330	3	-	-	-	-	-	-	C2	
DTPLA-340	2	-	-	-	-	1	1	C2	
DTPLA-350	1	1	-	-	1	1	-	C2	
DTPLA-360	2	2	-	-	1	1	1	C1	
DTPLA-370	2	-	-	1	-	1	-	C2	
DTPLA02U	2	-	-	1	-	-	-	C2	
DTPLA02D5	2	2	-	-	-	-	-	C2	
DTPLA02D6	2	-	2	-	-	-	-	C2	
DTPLA01VA	2	-	-	-	1	-	-	C2	
DTPLA02H	2	-	-	-	-	2	-	C2	

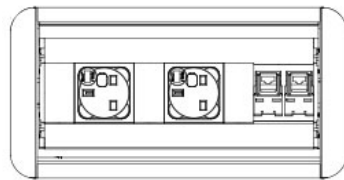


Available in Silver finish.

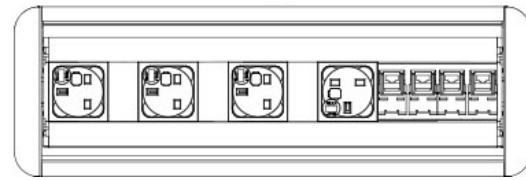
Examples



DTPLA-10



DTPLA02D5



DTPLA-130

Code	Outlet Types/Quantities			Price
	UK POWER	CAT 6 DATA	1x USB-A 1x USB-C TWIN USB FAST CHARGE	
DTPUNO-10	2	-	1	
DTPUNO-20	2	*2	1	



Modules are available in either Black or White
 Units have illuminated switches and fitted with an integrated thermal reset switch instead of fuses.
 * Data modules are supplied as coupler to allow for separate patch lead (not supplied)

ELECTRICAL ACCESSORIES

DESKING

Code	Outlet Types/Quantities				Price
	UK POWER	CAT 5e DATA	CAT 6 DATA	TWIN USB FAST CHARGE ®	
DTPMP	2	-	-	-	
DTPMP4	4	-	-	-	
DTPMP-10	2	-	-	1	
DTPMP-20	2	2	-	-	
DTPMP-30	2	-	2	-	
DTPMP-40	1	2	-	1	
DTPMP-50	1	-	2	1	
DTPMP-60	1	-	-	1	
DTPMP-70	2	2	-	1	
DTPMP-80	2	-	2	1	



Available in White or Black finish.

Code	Outlet Types/Quantities				Price
	UK POWER	CAT 5e DATA	CAT 6 DATA	TWIN USB FAST CHARGE ®	
DTPMS	2	-	-	-	
DTPMS4	4	-	-	-	
DTPMS-10	2	-	-	1	
DTPMS-20	2	2	-	-	
DTPMS-30	2	-	2	-	
DTPMS-40	1	2	-	1	
DTPMS-50	1	-	2	1	
DTPMS-60	1	-	-	1	
DTPMS-70	2	2	-	1	
DTPMS-80	2	-	2	1	



Available in Silver, White or Black finish.

DTPMSBKT Surface mounted fixing bracket kit (screw fixes to work surface)



DTPUNO-20

ELECTRICAL ACCESSORIES

DESKING

Desking

Aircharge Induction Charging Modules - Qi Compatible.

Induction charging units for mobile phones - supplied with 3 metre lead to USB connector - supplied with UK 3 Pin Adaptor. Requires cut-out in furniture



DTPCA
Module with Black Inner & Aluminium Bezel Cut Out P



DTPCB
Module with Black Inner & Black Bezel Cut Out P



TDP15
iPhone 5 Charging Case



TDP16
iPhone 6 Charging Case



TDPCH
Wireless Charge Receiver supplied with Apple 30 pin, Lightning & Micro USB Connectors





TDPUP
USB / UK Main Plug



TDPUH4
4 x USB Hub. Can be used to power up to 4 Aircharge Modules from one supply

Outlet Types/Quantities

Code	UK POWER	CAT 5e DATA	CAT 6 DATA PULL THROUGH	1x USB-A SINGLE USB FAST CHARGE	QI CHARGE	Cut out	Price
DTPEV-10	1	-	-	2	-	P	
DTPEV-20	1	-	-	1	1	P	
DTPEV-30	1	-	1	1	1	P	

Modules are available in either Black or White
RDM CAT 6 Pull Through data connectors are supplied with 0.5 metre leads.



EVOLINE DTPEV-30

ELECTRICAL ACCESSORIES

DESKING

Under Desk Modules

All under desk modules require a connector lead or a starter cable.

Safe Electrical Wiring

For all types of power modules, please refer to the installation guidelines.

Where Used

The icons shown indicate where modules can be used:



Desks



Tables



Seating

Outlet Types/Quantities



Code

UK POWER

Price

PM	2
PM4	4
PM6	6



Code

Description

Price


**Interconnecting Cables
(GST18/3 Male to Female)**

CL500	500mm
CL1500	1500mm
CL3000	3000mm
CL5000	5000mm



**Starter Cables
(GST18/3 Female to 13A Plug)**

CLWP1	1000mm
CLWP2	2000mm
CLWP3	3000mm
CLWP5	5000mm
CLWP7	7000mm



**ST to GST Adaptor
(Converts ST Cables to GST)**

CLA	-
-----	---



Connector Blocks

CLA3	3-Way (1 Male /3 Female)
CLA5	5-Way (1 Male /5 Female)



MONITOR ARMS & ACCESSORIES

DESKING

Monitor Arms

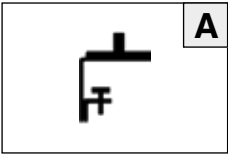
A selection of single and twin arm monitor holders that will fit to the rear of worksurfaces and clamp into place or alternatively be attached through the worksurface. Please state required colour when ordering. Please check with our Sales Department for fitting Power Modules to Bench Desksits.

Clamp	Through Desk	Description	Price
BAMA0	BFMA0	Manual height adjustable. 180° swivel with 508mm reach. Max load 10kg. Available in Silver, White or Black finish.	
BAMA0-2	BFMA0-2	Twin arm manual height adjustable. 180° swivel with 508mm reach. Max load 10kg. Available in Silver, White or Black finish.	
BAMA4	BFMA4	Dynamic gas height adjustable. 180° swivel with 570mm reach. Max load 9kg. Available in Silver or White finish.	
BAMA6-2	N/A	Dynamic arm with 'technical chord' height adjustable lift fitted with Dual Mount Bar Maximum load 9Kg. 180° swivel with 670mm max. span between monitor centres. Available in Black, Silver or White finishes.	
BAMA5	BFMA5	Gas assisted height adjustable. 180° swivel with 600mm reach. Max load 8kg *requires either Ø80 cable port or Ø12mm hole through worksurface, with clearance beneath. Available in Silver, White or Black finish.	
BAMA5-2	BFMA5-2	Twin arm dynamic gas height adjustable. 180° swivel with 600mm reach. Max load 8kg. Available in Silver, White or Black finish.	

MONITOR ARMS & ACCESSORIES

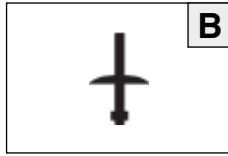
DESKING

BAMA6 Clamp Options



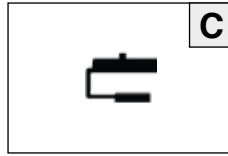
Split Desk Clamp

For use where there is limited access to the edges of the desk surface. Can be completely disassembled to make installation easier. Fits desk thickness from 0mm to 65mm (2½").



Through Desk Clamp

For use in a Grommet hole or where drilling through the desk surface is possible. Fits desk thickness from 10mm (¾") to 35mm (1 ¼").









Top Mount Clamp

For use on desks with sliding worktops or where it is not possible or desirable to drill through the desk surface. Range of standard clamps to fit desk thickness from 12mm (½") to 25mm (1").



MONITOR ARMS & ACCESSORIES

DESKING

Clamp	Through Desk	Description	Price
BAMA7	BFMA7	Manual height adjustable. 180° swivel with 410mm reach. 400mm high pole with quick release. Max load 10kg. Cable management. Available in Silver, White or Black finish.	
BAMA7-2	BFMA7-2	Twin arm manual height adjustable. 180° swivel with 410mm reach. 400mm high pole with quick release. Max load 10kg each. Cable management. Available in Silver, White or Black finish.	
BAMA7-3	BFMA7-3	Triple arm manual height adjustable. 180° swivel with 410mm reach. 400mm high pole with quick release. Max load 10kg each. Cable management. Available in Silver, White or Black finish.	
BAMA7-4	BFMA7-4	Quad arm manual height adjustable. 180° swivel with 410mm reach. 700mm high pole with quick release. Max load 10kg each. Cable management. Available in Silver, White or Black finish.	
BAMA08	BFMA08	Quick release VESA mounting plate Quick release height adjustment Complete cable management Includes pre-assembled clamp and through desk fixing Available in black, silver and white from stock	
BAMA08-2	BFMA08-2	Twin Arm, quick release VESA mounting plate 180° swivel with 385mm reach. Quick release height adjustment Complete cable management Includes pre-assembled clamp and through desk fixing Available in black, silver and white from stock	

MONITOR ARMS & ACCESSORIES DESKING

CPU Holder - Adjustable

Code

Bench ²	Script	Mesa
BCPUH1	XCPU1	MECPUH1

Description

Fits CPU 90mm wide x 290mm high to 240mm wide x 510mm high. Adjustable between stops using an Allen key. CPU clamps into place. Available in Silver finish.

Price



Loop CPU Holder

CPUL1

Simple, light and effective CPU holder. With minimalist black strap, integrates seamlessly with the desk. Fully adjustable, Easy to install with universal mounting rotating bracket, CPU is supported by webbing which is easily tightened by a ratchet mechanism. Fits CPU 80mm wide x 240mm high to 225mm wide x 500mm high.






CPUL1 Loop Holder

INTRODUCTION

TABLES

Tables





For optional cable management please refer to relevant product page or Cable Management in Desking section.



For optional desk service modules please see Electrical Accessories in Desking section.



For metal finishes please see Technical Information section.

Pastel Paint Surcharge = per item.



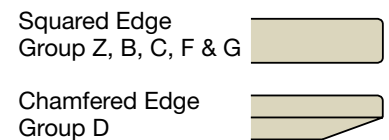
For board finishes please see Technical Information section.

Adlington Oak Surcharge = per item
Dark Concrete Surcharge = per item

- A selective range of tables are available with 25mm and 36mm top panels (see opposite). Suffix code with relevant letter for required finish. Please refer to the technical information section for available colours. Only top panels are available in different finishes, all other components remain unaffected.

Group Z	Squared Edged 25mm MFC
Group B	Squared Edged 36mm MFC
Group C	Squared Edged 25mm Laminate Face
Group D	25mm MDF Laminate Face with Chamfered Edge
Group F	Square Edged 25mm MDF Dry Wipe Laminate Face
Group G	Squared Edged 36mm Laminate Face

Edging Options



Laminate prices shown are for our Kiko range of laminates. Halo, Fenix and Filaflo laminates are available for a surcharge.

- Selected tables can be specified with 80 diameter circular cable ports or cut outs that can be used to access either cable trays or spines beneath the worksurface. They are positioned to avoid the underframes and can be fitted with a selection of service modules - specified separately.

Please refer to the relevant cable management section and Electrical Accessories section for further information.

Surcharge for Cable Ports: retail

No surcharge for standard cut outs



How to order Tables with/for power modules:

- Choose required power module.
- Make a note of the code & type of opening required (P, C1, C2 etc).
- Choose table range.
- Refer to cable management section to see available cut out type and positions for the range.

- Make a note of the required table code with relevant cut out details (GTR2010ZC2 for example).
- Place order with relevant table and module code.

Note: cut out positions not shown may not be available due to frame restraints.



C1, C2, C3 (cut out)



P (cable port) (surcharge)

- Unless otherwise stated tables are 727mm high when fitted with 25mm MFC top panels.



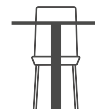
- LTF, LTC, LTA and LTD tables are available in a range of heights (see opposite).



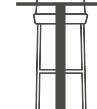
Coffee - 455mm



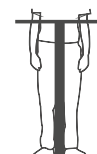
Lounge - 575mm



Dining - 745mm



Mid poseur - 905mm




Poseur - 1125mm
1105mm

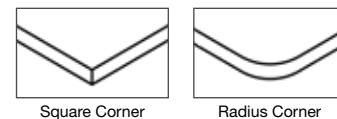
Betibo Blu

A member of the Betibo coffee table family, the Blu Table sits best at a room's centre. Whether in a lounge, casual meeting space or reception area, the low-level design sits at the ideal height for practicality. From drinks to documents, the two pieces in this range (800x800x330 and 1200x800x330) offer subtle support. Choose from leg options including Oak Stained, Black Stained and Dark Walnut. And tabletops with either a radius or square corner, and in our standard MFC or a laminate finish.

Available Frame Colours



Corner Options



Code	Description	Corner Style	Dimensions	Height	Format	Price
BEC008RS	Betibo Blu CoffeeTable	Square	800 x 800	330	Square	
BEC008RR	Betibo Blu CoffeeTable	Radius	800 x 800	330	Square	
BEC012RS	Betibo Blu CoffeeTable	Square	1200 x 800	330	Rectangular	
BEC012RR	Betibo Blu CoffeeTable	Radius	1200 x 800	330	Rectangular	



10 Year
Guarantee

NEW
PRODUCT

BETIBO TABLES


Tables



BEC008RS
Betibo Blu
SQUARE



BEC008RR
Betibo Blu
RADIUS



BEC012RS
Betibo Blu
SQUARE



BEC012RR
Betibo Blu
RADIUS



BEX400CS
Betibo Baku
N/A



BEX500CS
Betibo Baku
N/A



BEX750CS
Betibo Baku
N/A



BEX400SS
Betibo Baku
SQUARE



BEX400SR
Betibo Baku
RADIUS



BEX500SS
Betibo Baku
SQUARE



BEX500SR
Betibo Baku
RADIUS



BEX750SS
Betibo Baku
SQUARE



BEX750SR
Betibo Baku
RADIUS



BED008RS
Betibo Barrier
SQUARE



BED008RR
Betibo Barrier
RADIUS



BED012RS
Betibo Barrier
SQUARE



BED012RR
Betibo Barrier
RADIUS



BED016RS
Betibo Barrier
SQUARE



BED016RR
Betibo Barrier
RADIUS



BED018RS
Betibo Barrier
SQUARE



BED018RR
Betibo Barrier
RADIUS



BEP008RS
Betibo Barrier
SQUARE



BEP008RR
Betibo Barrier
RADIUS



BEP018RS
Betibo Barrier
SQUARE




BEP018RR
Betibo Barrier
RADIUS

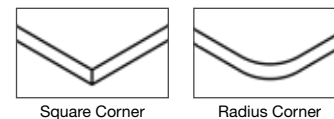
Betibo Baku

The Baku Table – part of the Betibo family of coffee tables - was designed with contemporary spaces in mind. Minimal in aesthetic, the highly versatile pieces suit any interior setting, bringing people together, whether in a work, social or family context. Use as a standalone solution or combine multiple sizes and heights to create a functional feature. Leg options include Oak Stained, Black Stained and Dark Walnut. And tabletops come with either a radius or square corner, and with our standard MFC or laminate finish.

Available Frame Colours



Corner Options



Code	Description	Corner Style	Dimensions	Height	Format	Price
BEX400CS	Betibo Baku X Leg Table	N/A	D590	400	Circular	
BEX500CS	Betibo Baku X Leg Table	N/A	D590	500	Circular	
BEX750CS	Betibo Baku X Leg Table	N/A	D590	750	Circular	
BEX400SS	Betibo Baku X Leg Table	Square	590 x 590	400	Square	
BEX400SR	Betibo Baku X Leg Table	Radius	590 x 590	400	Square	
BEX500SS	Betibo Baku X Leg Table	Square	590 x 590	500	Square	
BEX500SR	Betibo Baku X Leg Table	Radius	590 x 590	500	Square	
BEX750SS	Betibo Baku X Leg Table	Square	590 x 590	750	Square	
BEX750SR	Betibo Baku X Leg Table	Radius	590 x 590	750	Square	






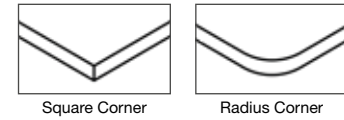
Betibo Barrier

Further bolstering the Betibo family of coffee table solutions, the Betibo Barrier Table in dining and poseur height options allows you total flexibility. In the workplace, the regular style makes the perfect meeting table. And in a hospitality venue, the taller format pairs with stool seating to offer a casual yet comfortable arrangement. The dining tables range from 800x800x730 to 1800x800x730, while the poseur tables start at 800x800x1040 and scale up to 1800x800x1040. All designs in the Betibo family include Oak Stained, Black Stained and Dark Walnut leg options. Tabletops come either with a radius or square corner, and our standard MFC or a laminate finish.

Available Frame Colours



Corner Options



Code	Description	Corner Style	Dimensions	Height	Format	Price
BED008RS	Betibo Barrier Dining Table	Square	800 x 800	730	Square	
BED008RR	Betibo Barrier Dining Table	Radius	800 x 800	730	Square	
BED012RS	Betibo Barrier Dining Table	Square	1200 x 800	730	Rectangular	
BED012RR	Betibo Barrier Dining Table	Radius	1200 x 800	730	Rectangular	
BED016RS	Betibo Barrier Dining Table	Square	1600 x 800	730	Rectangular	
BED016RR	Betibo Barrier Dining Table	Radius	1600 x 800	730	Rectangular	
BED018RS	Betibo Barrier Dining Table	Square	1800 x 800	730	Rectangular	
BED018RR	Betibo Barrier Dining Table	Radius	1800 x 800	730	Rectangular	
BEP008RS	Betibo Barrier Poseur Table	Square	800 x 800	1040	Square	
BEP008RR	Betibo Barrier Poseur Table	Radius	800 x 800	1040	Square	
BEP018RS	Betibo Barrier Poseur Table	Square	1800 x 800	1040	Rectangular	
BEP018RR	Betibo Barrier Poseur Table	Radius	1800 x 800	1040	Rectangular	



GD1 POSEUR TABLES

10 Year
Guarantee

This striking family of tables brings both sophistication and functionality to breakout spaces, agile working areas or places where you simply want to connect for those 'away-from-desk' activities. Available in two height variations and a selection of footprints and finishes, GD1 is at home in any working landscape. The elegantly angled legs are produced in solid wood with an option for cleverly concealed cable control. Worksurfaces have softened corners and can feature integrated modules that bring all necessary services to each user.

Leg Options

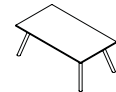


Additional Information

Available in a variety of finishes including non-standard MFC and laminate. For alternative finishes or service modular options please contact our sales team.

Key
 'Powered' Refers to tables with integral cable management within two legs, cable covers to the underside and fitted with 2No Back-Flip through desk modules, each with 2 UK power and single USB-A fast charge sockets.
 'Cable Managed' Refers to tables with integral cable management within two legs.
 'Non-powered' Refers to tables without cable management or service modules.

Code	Description	W	D	H	Group Z 25mm MFC	Group B 36mm MFC	Group C 25mm Lam Kiko	Group G 36mm Lam Kiko
Rectangular Poseur Height								
Leg colours available in Natural Ash and Black.								
GD1A2	Non-powered	2000	1000	1040				
GD1A4	Powered	2000	1000	1040				
GD1B2	Non-powered	2400	1200	1040				
GD1B4	Powered	2400	1200	1040				
GD1C2	Non-powered	2800	1200	1040				
GD1C4	Powered	2800	1200	1040				
GD1D2	Non-powered	1600	1600	1040			N/A	N/A
GD1D4	Cable Managed	1600	1600	1040			N/A	N/A
GD1E2	Non-powered	1200	1200	1040				
GD1E4	Cable Managed	1200	1200	1040				
GD1F2	Non-powered	1000	1000	1040				
GD1F4	Cable Managed	1000	1000	1040				



GD1 Poseur

This striking family of tables brings both sophistication and functionality to breakout spaces, agile working areas or places where you simply want to connect for those 'away-from-desk' activities. Available in two height variations and a selection of footprints and finishes, GD1 is at home in any working landscape. The elegantly angled legs are produced in solid wood with an option for cleverly concealed cable control. Worksurfaces have softened corners and can feature integrated modules that bring all necessary services to each user.

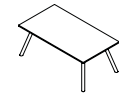
Leg Options



Additional Information
Available in a variety of finishes including non-standard MFC and laminate. For alternative finishes or service modular options please contact our sales team.

Key
 'Powered' Refers to tables with integral cable management within two legs, cable covers to the underside and fitted with 2No Back-Flip through desk modules, each with 2 UK power and single USB-A fast charge sockets.
 'Cable Managed' Refers to tables with integral cable management within two legs.
 'Non-powered' Refers to tables without cable management or service modules.

Code	Description	W	D	H	Group Z 25mm MFC	Group B 36mm MFC	Group C 25mm Lam Kiko	Group G 36mm Lam Kiko
Rectangular Dining Height Leg colours available in Natural Ash and Black.								
GD1A1	Non-powered	2000	1000	740				
GD1A3	Powered	2000	1000	740				
GD1B1	Non-powered	2400	1200	740				
GD1B3	Powered	2400	1200	740				
GD1C1	Non-powered	2800	1200	740				
GD1C3	Powered	2800	1200	740				
GD1D1	Non-powered	1600	1600	740			N/A	N/A
GD1D3	Cable Managed	1600	1600	740			N/A	N/A
GD1E1	Non-powered	1200	1200	740				
GD1E3	Cable Managed	1200	1200	740				
GD1F1	Non-powered	1000	1000	740				
GD1F3	Cable Managed	1000	1000	740				



GD1 Dining

GD10 DINING TABLES



Form beautifully meets function in the GD10 wooden dining table. The wide table top is supported by sturdy leg posts, and the piece is available in a range of dimensions to accommodate your needs comfortably, with plenty of room for all. The GD10's chic silhouette is well-suited for employee lounges, meeting rooms or collaborative workspaces and can be fitted with shelving, storage, cable management, service modules, lighting and power solutions.

Wood Colour



Oak Block

Oak Top



Lam/Lino Top



Additional Information

Bespoke sizes available on request. Cut out slots can be added on request. It is recommended that Pure Tung Oil be applied every 6 to 9 months. Contact our Sales Department for further information.

Tables

Code	Description	W	D	Option Cable Basket	Oak	25mm Lam Halo	25mm Lino Forbo
751mm High							
GD10A1	Four Leg	1600 x 900		MECT16			
GD10A2	Four Leg	1800 x 900		MECT18			
GD10A3	Four Leg	2000 x 900		MECT20			
GD10A4	Four Leg	2200 x 900		MECT20			
GD10A5	Four Leg	2400 x 900		MECT12 (x2)			
GD10B1	Four Leg	1600 x 1200		MECT16D			
GD10B2	Four Leg	1800 x 1200		MECT18D			
GD10B3	Four Leg	2000 x 1200		MECT20D			
GD10B4	Four Leg	2200 x 1200		MECT20D			
GD10B5	Four Leg	2400 x 1200		MECT12D (x2)			
GD10E1	Six Leg	3000 x 900		MECT14 (x2)			
GD10E2	Six Leg	4000 x 900		MECT20 (x2)			
GD10F1	Six Leg	3000 x 1200		MECT14D (x2)			
GD10F2	Six Leg	4000 x 1200		MECT20D (x2)			



Please note, prices are retail and include delivery. Installation is 5% of the nett value, with a minimum value of nett. During normal working hours, Mondays to Fridays. Tables are supplied in packs for assembly on site. Access should be checked and confirmed. Top packs are supplied in one piece. To aid access, these can be supplied in shorter sections with split joints. **Surcharge per table:**



GD10 Table with Vapour Linoleum Top



GD10 POSEUR TABLES

The GD10 poseur table sits slightly higher than a typical wooden dining table, offering a modern alternative to conventional lounge or collaborative seating. The piece offers a generous table top and is available in a range of dimensions, suitable for your space and needs. The GD10 poseur table can be enhanced with a number of optional features to improve productivity, including lighting and power, storage, shelving, cable organisation and service module solutions.

Wood Colour

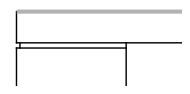


Oak Block

Oak Top



Lam/Lino Top



Additional Information

Bespoke sizes available on request. Cut out slots can be added on request. It is recommended that Pure Tung Oil be applied every 6 to 9 months. Contact our Sales Department for further information.

Code	Description	W	D	Option Cable Basket	Oak	25mm Lam Halo	25mm Lino Forbo
1071mm High							
GD10C1	Four Leg	1600 x 900		MECT16			
GD10C2	Four Leg	1800 x 900		MECT18			
GD10C3	Four Leg	2000 x 900		MECT20			
GD10C4	Four Leg	2200 x 900		MECT20			
GD10C5	Four Leg	2400 x 900		MECT12 (x2)			
GD10D1	Four Leg	1600 x 1200		MECT16D			
GD10D2	Four Leg	1800 x 1200		MECT18D			
GD10D3	Four Leg	2000 x 1200		MECT20D			
GD10D4	Four Leg	2200 x 1200		MECT20D			
GD10D5	Four Leg	2400 x 1200		MECT12D (x2)			
GD10G1	Six Leg	3000 x 900		MECT14 (x2)			
GD10G2	Six Leg	4000 x 900		MECT20 (x2)			
GD10H1	Six Leg	3000 x 1200		MECT14D (x2)			
GD10H2	Six Leg	4000 x 1200		MECT20D (x2)			



Please note, prices are retail and include delivery. Installation is 5% of the nett value, with a minimum value of nett. During normal working hours, Mondays to Fridays. Tables are supplied in packs for assembly on site. Access should be checked and confirmed. Top packs are supplied in one piece. To aid access, these can be supplied in shorter sections with split joints. **Surcharge per table:**



GD10C5

GD10 DINING LED TABLES



The GD10 with LED Light Bar offers a contemporary flourish to conventional lounge or collaborative seating. The piece offers a generous table top and is available in a range of dimensions, with an aluminium cased LED strip light fitted through the table top suitable for day and night-time use.

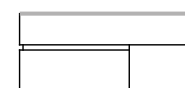
Wood Colour



Oak Top



Lam/Lino Top

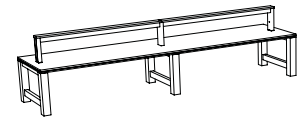
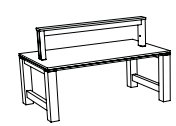


Additional Information

Anodised aluminium light encased in solid engineered hardwood frame, with Polycarbonate diffuser & on/off switch. LED lit 100mm in from each leg - 4000K colour temp. Supplied with 3 metre cable.

Tables

Code	Description	W	D	Option Cable Basket	Oak	25mm Lam Halo	25mm Lino Forbo
751mm High with 430mm High LED Light Bar							
GD10A1L	Four Leg	1600 x 900		MECT16			
GD10A2L	Four Leg	1800 x 900		MECT18			
GD10A3L	Four Leg	2000 x 900		MECT20			
GD10A4L	Four Leg	2200 x 900		MECT20			
GD10A5L	Four Leg	2400 x 900		MECT12 (x2)			
GD10B1L	Four Leg	1600 x 1200		MECT16D			
GD10B2L	Four Leg	1800 x 1200		MECT18D			
GD10B3L	Four Leg	2000 x 1200		MECT20D			
GD10B4L	Four Leg	2200 x 1200		MECT20D			
GD10B5L	Four Leg	2400 x 1200		MECT12D (x2)			
GD10E1L	Six Leg	3000 x 900		MECT14 (x2)			
GD10E2L	Six Leg	4000 x 900		MECT20 (x2)			
GD10F1L	Six Leg	3000 x 1200		MECT14D (x2)			
GD10F2L	Six Leg	4000 x 1200		MECT20D (x2)			



Please note, prices are retail and include delivery. Installation is 5% of the nett value, with a minimum value of nett. During normal working hours, Mondays to Fridays. Tables are supplied in packs for assembly on site. Access should be checked and confirmed. Top packs are supplied in one piece. To aid access, these can be supplied in shorter sections with split joints. **Surcharge per table:**



GD10 POSEUR LED TABLES

LEDs are extremely energy efficient and consume up to 90% less power than incandescent bulbs. Since LEDs use only a fraction of the energy of an incandescent light bulb there is a dramatic decrease in power costs, therefore, for creating an eco environment in a grand office space, the GD10 with LED would be perfect for reducing your impact on the environment.

Wood Colour

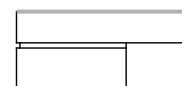


Oak Block

Oak Top



Lam/Lino Top

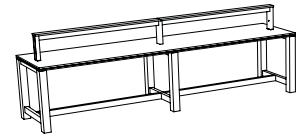
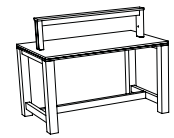


Additional Information

Anodised aluminium light encased in solid engineered hardwood frame, with Polycarbonate diffuser & on/off switch. LED lit 100mm in from each leg - 4000K colour temp. Supplied with 3 metre cable.

Code	Description	W	D	Option Cable Basket
1071mm High with 430mm High LED Light Bar				
GD10C1L	Four Leg	1600 x 900		MECT16
GD10C2L	Four Leg	1800 x 900		MECT18
GD10C3L	Four Leg	2000 x 900		MECT20
GD10C4L	Four Leg	2200 x 900		MECT20
GD10C5L	Four Leg	2400 x 900		MECT12 (x2)
GD10D1L	Four Leg	1600 x 1200		MECT16D
GD10D2L	Four Leg	1800 x 1200		MECT18D
GD10D3L	Four Leg	2000 x 1200		MECT20D
GD10D4L	Four Leg	2200 x 1200		MECT20D
GD10D5L	Four Leg	2400 x 1200		MECT12D (x2)
GD10G1L	Six Leg	3000 x 900		MECT14 (x2)
GD10G2L	Six Leg	4000 x 900		MECT20 (x2)
GD10H1L	Six Leg	3000 x 1200		MECT14D (x2)
GD10H2L	Six Leg	4000 x 1200		MECT20D (x2)

Oak	25mm Lam Halo	25mm Lino Forbo



Please note, prices are retail and include delivery. Installation is 5% of the nett value, with a minimum value of nett. During normal working hours, Mondays to Fridays. Tables are supplied in packs for assembly on site. Access should be checked and confirmed. Top packs are supplied in one piece. To aid access, these can be supplied in shorter sections with split joints. **Surcharge per table:**



GD10C5L





GD10 BENCH SEATING TABLES



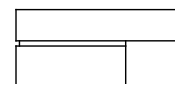
Complement the GD10 wooden dining table with chic and sturdy bench seating. Designed to match the silhouette of the table range, it will blend seamlessly into a modern workplace. Available in a range of lengths to accommodate your chosen table and a choice of original Oak block top or a coloured Halo Laminate top to answer to key interior trends.

Wood Colour

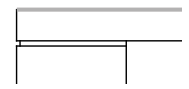


Oak Block

Oak Seat



Lam Seat



Additional Information

Bespoke sizes available on request. It is recommended that Pure Tung Oil be applied every 6 to 9 months. Contact our Sales Department for further information.

Tables

Code	Description	W	D	Oak	25mm Lam Halo
450mm High Bench Seat					
GD1005BS	Four Leg	500	x 350		
GD1006BS	Four Leg	600	x 350		
GD1008BS	Four Leg	800	x 350		
GD1010BS	Four Leg	1000	x 350		
GD1012BS	Four Leg	1200	x 350		
GD1014BS	Six Leg	1400	x 350		
GD1016BS	Six Leg	1600	x 350		
GD1018BS	Six Leg	1800	x 350		
GD1020BS	Six Leg	2000	x 350		
GD1022BS	Six Leg	2200	x 350		
GD1024BS	Six Leg	2400	x 350		



GD10 Bench Seating



GD10 Dining

GD10 CABLE MANAGEMENT TABLES

10 Year Guarantee



Tables

Cable Baskets

Code	Basket Length	Type	Price
Single Sided			
MECT20	1832	20	
MECT18	1629	18	
MECT16	1426	16	
MECT14	1222	14	
MECT12	1019	12	
MECT10	816	10	



Cable Baskets

Code	Basket Length	Type	Price
Double Sided			
MECT20D	1832	20D	
MECT18D	1629	18D	
MECT16D	1426	16D	
MECT14D	1222	14D	
MECT12D	1019	12D	
MECT10D	816	10D	

Optional Worksurface Cut-Outs

When specifying cut-outs, suffix the table code with one of the below.
Example of code - GD10A1C6

Code	Dimensions	Price
P	Ø80mm Allows for UK 3 Pin plug and additional accessories	
C4	Ø60mm Allows for UK 3 Pin plug	
C5	400mm x 200mm Slot (Please specify position required)	
C6	500mm x 60/20mm 'Dog-Bone' Slot (Please specify position required)	



Cable Spine

Code	Description	Price
GCR12B	1250mm - Black (42 Sections)	
GCR12W	1250mm - White (42 Sections)	





GD10 CIRQUE TABLES

Capturing the trend for curved edges and circularity is our new GD10 Cirque table collection. Available in four sizes, and one functional height, the contemporary design highlights the beauty of natural wood with a stunning oak top. Additionally, several productivity features can be installed including lighting, power and cable organisation. Whether used to encourage collaboration work, support socialising or facilitate meetings, the GD10 Cirque has been built with the needs of modern spaces in mind.

Wood



GDQUE12
Small Table - 1200Ø



GDQUE14
Medium Table - 1400Ø



GDQUE16
Large Table - 1600Ø



GDQUE18
Extra Large Table - 1800Ø

Code	Description	Dimensions	Height	Leg Space	Price
GDQUE12	GD10 Cirque Table Small	1200Ø	751	550	
GDQUE14	GD10 Cirque Table Medium	1400Ø	751	550	
GDQUE16	GD10 Cirque Table Large	1600Ø	751	800	
GDQUE18	GD10 Cirque Table Extra Large	1800Ø	751	800	



Tables

STEPS TABLES



The Steps table is part of an award winning family. It pairs seamlessly with the lounge and compact Steps chairs to create a distinct and effortless elegance.



Tables

Code	Description	W	D	H	Group Z 25mm MFC	Group C 25mm Lam Kiko	Group D 25mm CH Lam Kiko	
Steel Frame								
Steel Frames can accept wood cladding - surcharge:								
STT49C	Circular		Ø900	x 400				○
STT59C	Circular		Ø900	x 575				
STT49S	Square	900	x 900	x 400				□
STT59S	Square	900	x 900	x 575				
STT49E	Elliptical	1400	x 900	x 400				⬭
STT59E	Elliptical	1400	x 900	x 575				



Steps Steel Frame

10 Year
Guarantee

STEPS TABLES

The Steps table is part of an award winning family. It pairs seamlessly with the lounge and compact Steps chairs to create a distinct and effortless elegance.



Code	Description	W	D	H	Group Z 25mm MFC	Group C 25mm Lam Kiko	Group D 25mm CH Lam Kiko	
Aluminium Frame								
STT49CA STT59CA	Circular Circular		Ø900	400 575				
STT49SA STT59SA	Square Square	900 900	900 900	400 575				
STT49EA STT59EA	Elliptical Elliptical	1400 1400	900 900	400 575				

Tables



Steps Aluminium Frame

LS21 TABLES



As part of our ever-growing portfolio of Lifestyle products, the LS21 family of tables has been introduced to co-ordinate with a selection of lounge, pyramid-based seating; making those 'away-from-desk' areas more cohesive.



Tables

Code	Top Shape	Dimensions	Group Z 25mm MFC	Group B 36mm MFC	Group C 25mm Lam Kiko	Group D 25mm CH Lam Kiko
Coffee - 455mm High						
LS21A1	Circular	Ø700				
LS21A2	Circular	Ø800				
LS21B1	Square	600 x 600				
LS21B2	Square	700 x 700				
Lounge - 575mm High						
LS21C1	Circular	Ø700				
LS21C2	Circular	Ø800				
LS21D1	Square	600 x 600				
LS21D2	Square	700 x 700				



As part of our ever-growing portfolio of Lifestyle products, the LS22 family of tables has been introduced to co-ordinate with a selection of lounge, 4 star-based seating ranges.



Code	Top Shape	Dimensions	Group Z 25mm MFC	Group B 36mm MFC	Group C 25mm Lam Kiko	Group D 25mm CH Lam Kiko	
Coffee - 455mm High							
LS22A1	Circular	Ø700					
LS22A2	Circular	Ø800					
LS22B1	Square	600 x 600					
LS22B2	Square	700 x 700					
Lounge - 575mm High							
LS22C1	Circular	Ø700					
LS22C2	Circular	Ø800					
LS22D1	Square	600 x 600					
LS22D2	Square	700 x 700					



LS23 TABLES



As part of our ever-growing portfolio of Lifestyle products, the LS23 family of tables has been introduced to co-ordinate with a selection of lounge, sled-framed seating ranges.



Tables

Code	Top Shape	Dimensions	Group Z 25mm MFC	Group B 36mm MFC	Group C 25mm Lam Kiko	Group D 25mm CH Lam Kiko	
Coffee - 455mm High							
LS23A1	Circular	Ø700					
LS23A2	Circular	Ø800					
LS23A3	Circular	Ø900					
LS23B1	Square	600 x 600					
LS23B2	Square	700 x 700					
LS23B3	Square	800 x 800					
LS23C1	Rectangular	1000 x 600					
LS23C2	Rectangular	1200 x 600					
LS23C3	Rectangular	1400 x 600					
Lounge - 575mm High							
LS23D1	Circular	Ø700					
LS23D2	Circular	Ø800					
LS23D3	Circular	Ø900					
LS23E1	Square	600 x 600					
LS23E2	Square	700 x 700					
LS23E3	Square	800 x 800					
LS23F1	Rectangular	1000 x 600					
LS23F2	Rectangular	1200 x 600					
LS23F3	Rectangular	1400 x 600					



LS23

10 Year
Guarantee

LS23 TABLES

Tables



MOMENT WOODEN LEG TABLES

10 Year Guarantee

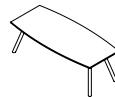
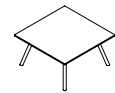
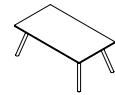
- Elegant Table system designed with legs positioned to enable users to sit at all sides.
- Available in a variety of sizes and footprints.

Wooden Leg Finishes



Tables

Code	Dimensions	Optional Cable Basket	Group Z 25mm MFC	Group B 36mm MFC	Group C 25mm Lam Kiko	Group D 25mm CH Lam Kiko
Rectangular						
MWTR2410	2400 x 1000	MECT18D				
MWTR2210	2200 x 1000	MECT16D				
MWTR2010	2000 x 1000	MECT14D				
MWTR1810	1800 x 1000	MECT12D				
MWTR1610	1600 x 1000	MECT10D				
MWTR1410	1400 x 1000	MECT08D				
MWTR2408	2400 x 800	MECT18D				
MWTR2208	2200 x 800	MECT16D				
MWTR2008	2000 x 800	MECT14D				
MWTR1808	1800 x 800	MECT12D				
MWTR1608	1600 x 800	MECT10D				
MWTR1408	1400 x 800	MECT08D				
MWTR1208	1200 x 800	MECT06D				
Square						
MWTR1616	1600 x 1600	MECT10D			N/A	N/A
MWTR1414	1400 x 1400	MECT08D			N/A	N/A
MWTR1212	1200 x 1200	MECT06D				
MWTR1010	1000 x 1000	MECT04D				
Circular						
MWTC16	ø1600	MECT04D			N/A	N/A
MWTC14	ø1400	MECT04D			N/A	N/A
MWTC12	ø1200	MECT04D				
MWTC10	ø1000	MECT04D				
Boat shaped						
MWTB24	2400 x 1000/800	MECT18D				
MWTB22	2200 x 1000/800	MECT16D				
MWTB20	2000 x 1000/800	MECT14D				
MWTB18	1800 x 1000/800	MECT12D				
MWTB16	1600 x 1000/800	MECT10D				
Lozenge shaped						
MWTL24	2400 x 1000/800	MECT14D				
MWTL22	2200 x 1000/800	MECT16D				
MWTL20	2000 x 1000/800	MECT12D				



10 Year
Guarantee

MOMENT WOODEN LEG TABLES

Tables



Boat Shaped Wooden Leg Table

MOMENT STEEL LEG TABLES

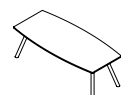
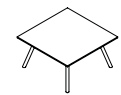
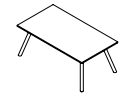


- Clean-lined aesthetics with ease of use in mind.
- Available in a variety of sizes and footprints.



Tables

Code	Dimensions	Optional Cable Basket	Group Z 25mm MFC	Group B 36mm MFC	Group C 25mm Lam Kiko	Group D 25mm CH Lam Kiko
Rectangular						
MSTR2410	2400 x 1000	MECT18D				
MSTR2210	2200 x 1000	MECT16D				
MSTR2010	2000 x 1000	MECT14D				
MSTR1810	1800 x 1000	MECT12D				
MSTR1610	1600 x 1000	MECT10D				
MSTR1410	1400 x 1000	MECT08D				
MSTR2408	2400 x 800	MECT18D				
MSTR2208	2200 x 800	MECT16D				
MSTR2008	2000 x 800	MECT14D				
MSTR1808	1800 x 800	MECT12D				
MSTR1608	1600 x 800	MECT10D				
MSTR1408	1400 x 800	MECT08D				
MSTR1208	1200 x 800	MECT06D				
Square						
MSTR1616	1600 x 1600	MECT10D			N/A	N/A
MSTR1414	1400 x 1400	MECT08D			N/A	N/A
MSTR1212	1200 x 1200	MECT06D				
MSTR1010	1000 x 1000	MECT04D				
Circular						
MSTC16	ø1600	MECT04D			N/A	N/A
MSTC14	ø1400	MECT04D			N/A	N/A
MSTC12	ø1200	MECT04D				
MSTC10	ø1000	MECT04D				
Boat shaped						
MSTB24	2400 x 1000/800	MECT18D				
MSTB22	2200 x 1000/800	MECT16D				
MSTB20	2000 x 1000/800	MECT14D				
MSTB18	1800 x 1000/800	MECT12D				
MSTB16	1600 x 1000/800	MECT10D				
Lozenge shaped						
MSTL24	2400 x 1000/800	MECT16D				
MSTL22	2200 x 1000/800	MECT14D				
MSTL20	2000 x 1000/800	MECT12D				



10 Year
Guarantee

MOMENT STEEL LEG TABLES

Tables

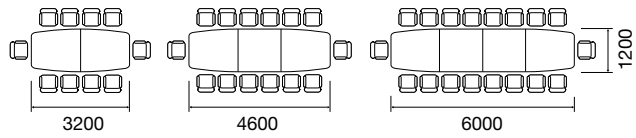


Rectangular and Circular Steel Leg Tables

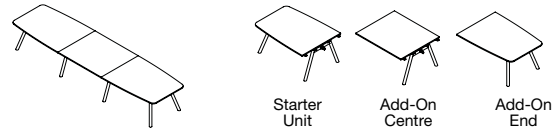
MOMENT LARGE FORMAT TABLES



Large Format Tables - Starter & Add-on Units



Setup Example



Tables

Code	Dimensions	Optional Cable Basket	Group Z 25mm MFC	Group B 36mm MFC	Group C 25mm Lam Kiko	Group D 25mm CH Lam Kiko
Starter Unit						
MWBET16	1600 x 1200/800 Wood Leg	MECT12D				
MSBET16	1600 x 1200/800 Steel Leg	MECT12D				
Add-On End						
MWBET16A	1600 x 1200/800 Wood Leg	MECT12D				
MSBET16A	1600 x 1200/800 Steel Leg	MECT12D				
Add-On Centre						
MWCT14A	1400 x 1200 Wood Leg	MECT14D				
MSCT14A	1400 x 1200 Steel Leg	MECT14D				


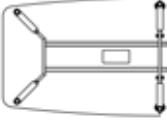




C4 Planter Box
C5 Access Flap

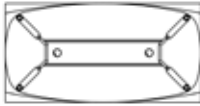
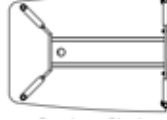


Surcharge
Surcharge



Optional Cut Out Specification

<p>Rectangular, Boat Shaped and Lozenge 1000w not available with C1 Cut Out C4 Cut Outs are only available on Rectangular tables 1400w and over. C5 Cut Outs are only available on Rectangular tables 1600w and over</p> 	<p>Boardroom Starter Boardroom End</p> 
<p>Circular C2 and C3 Cut Outs only available on 1400ø and 1600ø C1, C4 and C5 Cut Outs are not available on Circular tables.</p> <p>Square 1000w and 800w not available with C1 Cut Out. C4 and C5 Cut Outs are only available on 1600w Square tables. C2 and C3 Cut Outs not available on 800w tables.</p> 	<p>Boardroom Centre</p> 

Optional Cable Port Specification

<p>Rectangular, Boat Shaped and Lozenge</p> 	<p>Boardroom Starter Boardroom End</p> 
<p>Circular and Square</p> 	<p>Boardroom Centre</p> 

Cable Baskets

MECT20D	2000	1832	336
MECT18D	1800	1629	336
MECT16D	1600	1426	336
MECT14D	1400	1222	336
MECT12D	1200	1019	336
MECT10D	1000	816	336
MECT08D	800	612	336
MECT06D	600	410	336
MECT04D	400	210	336

Cable Spine

ø60 x 700h

Code	Colour	Price
BCRB	Black	
BCRS	Silver	
BCRW	White	



DECK INTRODUCTION TABLES



Introducing Deck, a timeless bench table and seating collection that boasts effortless sophistication and stylish simplicity. With its crisp, clean lines and distinctive finishes, the Deck collections' versatility can perfectly fulfil modern workplace requirements.

The Deck collection is an ideal choice for office and leisure environments - whether used for hot-desking, corporate meetings or communal dining. Its flexibility facilitates individual work and collaborative discussions, while making it even easier for employees and executives alike to move seamlessly from one activity or project to another. The Deck collection saves time and space when both are limited - it is the obvious choice for any working environment.

This refined collection can be extensively customised to fulfil the needs of your space and it is available in a range of specifications. These include options for sitting or standing height models, various end frame materials and customisable unit dimensions. The Deck collection makes use of your entire landscape and can be offered in an almost limitless combination of surface finishes. In fact, each bench or table unit can be created to your preferences or made to satisfy unique corporate requirements.

Whether you'd like a classic wood effect, vibrant block colours or funky patterns this family of furniture will help you to make a statement and enhance every inch of your space.



Single Laminate
Single colour with matching or contrasting edge - SUFFIX 'S'



Dual Laminate
Two colour with matching or contrasting edge - SUFFIX 'D'

MFC Finishes -

- Available in single colour MFC Finishes - Both styles of panel ended products are produced flat-packed and assembled on site.
- Steel Framed products are supplied fully assembled.
- MFC Deck products have 38mm Tops & 25mm End Panels, where appropriate.
- Available with Contrasting Edge



Laminate Finishes -

- Panel Ended and Inset Panel products are produced flat-packed and assembled on site.
- Mitred Panel Ended and Steel Framed products are supplied fully assembled and we would recommend specialised handling to site. For delivery and installation details, contact our Sales Team. Laminate Deck products have 38mm Tops & End Panels, where appropriate.
- Available with Contrasting Edging.

Alternative laminates are available (Halo, Fenix, Filafo) Please refer to the Technical Data Section. Surcharges will be applicable.

All Deck Products

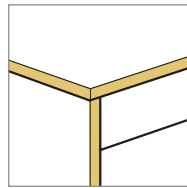
- Use stools from our Seating section with Poseur Height Tables.
- Small Bench Seats can nest under wider Dining Tables.
- All Deck products may require a team lift due to their heavy nature.
- Inset Panel Deck have their ends inset by 300mm.



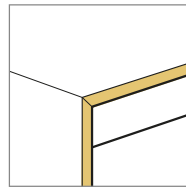
Deck Mitred Poseur Height with Dual Laminate

Single Laminate

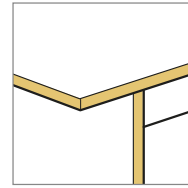
Panel ended and inset tables and benches of various sizes with 38mm top and panel ends with a single colour laminate finish with matching or contrasting edge. 40mm square steel four legged tables and benches of various sizes with 38mm top panels in a single laminate finish with matching or contrasting edge. Frames available in Silver, White, Black, Grey or Chrome paint.



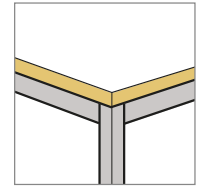
Panel Ended



Panel Ended (Mitred)



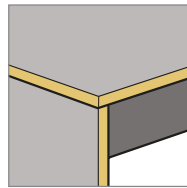
Inset Panel Ended



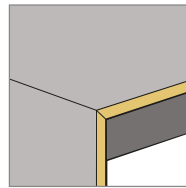
Square Steel

Dual Laminate

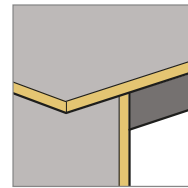
Panel ended and inset tables and benches of various sizes with 38mm top and panel ends in a choice of two laminate colour finishes on outside and inside faces. Matching or contrasting edge.



Panel Ended



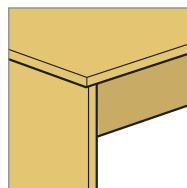
Panel Ended (Mitred)



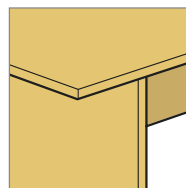
Inset Panel Ended

MFC

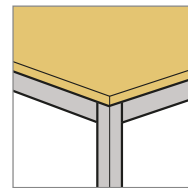
Panel ended and inset tables and benches of various sizes with 38mm top panels and 25mm panel ends in a choice of melamine finishes with matching or contrasting edge. 40mm square steel four legged tables and benches of various sizes with 38mm top panels in a choice of melamine finishes with matching or contrasting edge. Frames available in Silver, White, Black, Grey or Chrome paint.



Panel Ended



Inset Panel Ended



Square Steel



Deck Mitred Edge with Single Laminate

DECK MITRED TABLES



Deck Mitred is the premium product within this collection. It incorporates traditional joinery skills and hand-applied finishes. Choose from an array of laminate finishes that can be uniform or specified as two-toned, single colours or patterned relief. These variations enable the model to complement its surroundings, stirring emotions and adding a sense of theatre.

Deck Laminate Surcharges
 Halo Collection
 Fenix Collection
 Filafa Collection



Tables

Code	Dimensions	Single Laminate Price Kiko	Dual Laminate Price Kiko	
Mitred Panel Ended				
Poseur 1100mm high				
DCPTRL208	2000 x 800			
DCPTRL188	1800 x 800			
DCPTRL168	1600 x 800			
Dining 750mm high				
DCTRL22	2200 x 800			
DCTRL20	2000 x 800			
DCTRL18	1800 x 800			
DCTRL16	1600 x 800			
DCTRL14	1400 x 800			
Bench Seats 450mm high				
DCBRL22	2200 x 350			
DCBRL20	2000 x 350			
DCBRL18	1800 x 350			
DCBRL16	1600 x 350			
DCBRL14	1400 x 350			
DCBRL12	1200 x 350			



Deck Mitred Poseur Height Table with Single Laminate

5 Year
Guarantee

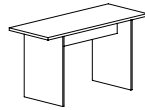
DECK INSET PANEL END TABLES

We certainly believe in style and finesse, but functionality and form are also essential. Each Deck Inset model shares the same design DNA as the rest of the collection, but acknowledges the fact that there are times when users need to sit at the ends of the benches as well as at the sides. The inset panels included in these models allow for this by providing sitting or standing space at both ends of the work surface, while matching their flush panel ended counterparts in finish and style.

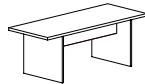
Deck Laminate Surcharges
Halo Collection
Fenix Collection
Filafo Collection



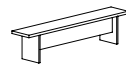
Code	Dimensions	Single Laminate Price Kiko	Dual Laminate Price Kiko
Inset Panel Ended			
Poseur 1100mm high			
DCPTL208	2000 x 800		
DCPTL188	1800 x 800		
DCPTL168	1600 x 800		



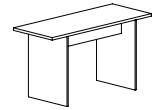
Code	Dimensions	Single Laminate Price Kiko	Dual Laminate Price Kiko
Dining 750mm high			
DCTEL22	2200 x 800		
DCTEL20	2000 x 800		
DCTEL18	1800 x 800		
DCTEL16	1600 x 800		
DCTEL14	1400 x 800		



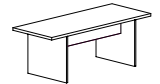
Code	Dimensions	Single Laminate Price Kiko	Dual Laminate Price Kiko
Bench Seats 450mm high			
DCBEL22	2200 x 350		
DCBEL20	2000 x 350		
DCBEL18	1800 x 350		
DCBEL16	1600 x 350		
DCBEL14	1400 x 350		
DCBEL12	1200 x 350		



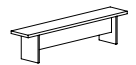
Code	Dimensions	MFC
Inset Panel		
Poseur 1100mm high		
DCPTM208	2000 x 800	
DCPTM188	1800 x 800	
DCPTM168	1600 x 800	



Code	Dimensions	MFC
Dining 750mm high		
DCTEM22	2200 x 800	
DCTEM20	2000 x 800	
DCTEM18	1800 x 800	
DCTEM16	1600 x 800	
DCTEM14	1400 x 800	



Code	Dimensions	MFC
Bench Seats 450mm high		
DCBEM22	2200 x 350	
DCBEM20	2000 x 350	
DCBEM18	1800 x 350	
DCBEM16	1600 x 350	
DCBEM14	1400 x 350	
DCBEM12	1200 x 350	



Tables



Deck Inset Panel End Poseur Height Table with Single Laminate

DECK PANEL END TABLES



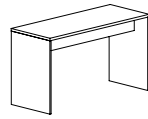
Panel Ended Deck differs only slightly from Deck Mitred, with the top surface being a separate piece, this allows you to specify contrasting finishes to create a two-toned look. Available in Dining height and Poseur height with matching bench seating to forge a sleek and modern dining space or a clean and simple away-from-desk area or touch down zone.

Deck Laminate Surcharges
 Halo Collection
 Fenix Collection
 Filafo Collection

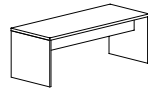


Tables

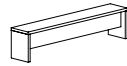
Code	Dimensions	Single Laminate Price Kiko	Dual Laminate Price Kiko
Panel Ended			
Poseur 1100mm high			
DCPTL208	2000 x 800		
DCPTL188	1800 x 800		
DCPTL168	1600 x 800		



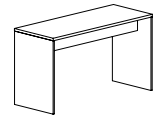
Code	Dimensions	Single Laminate Price Kiko	Dual Laminate Price Kiko
Dining 750mm high			
DCTL22	2200 x 800		
DCTL20	2000 x 800		
DCTL18	1800 x 800		
DCTL16	1600 x 800		
DCTL14	1400 x 800		



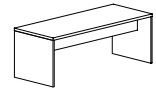
Code	Dimensions	Single Laminate Price Kiko	Dual Laminate Price Kiko
Bench Seats 450mm high			
DCBL22	2200 x 350		
DCBL20	2000 x 350		
DCBL18	1800 x 350		
DCBL16	1600 x 350		
DCBL14	1400 x 350		
DCBL12	1200 x 350		



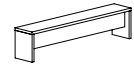
Code	Dimensions	MFC Price
Panel Ended		
Poseur 1100mm high		
DCPTM208	2000 x 800	
DCPTM188	1800 x 800	
DCPTM168	1600 x 800	



Code	Dimensions	MFC Price
Dining 750mm high		
DCTM22	2200 x 800	
DCTM20	2000 x 800	
DCTM18	1800 x 800	
DCTM16	1600 x 800	
DCTM14	1400 x 800	



Code	Dimensions	MFC Price
Bench Seats 450mm high		
DCBM22	2200 x 350	
DCBM20	2000 x 350	
DCBM18	1800 x 350	
DCBM16	1600 x 350	
DCBM14	1400 x 350	
DCBM12	1200 x 350	



Deck Poseur Height MFC

5 Year Guarantee

DECK STEEL TABLES

The Deck Steel model combines the features of the panel ended and inset models, by allowing users to sit all along and around the work surface, without the structure impinging on their leg space. Its lightweight yet robust frame is fully welded and offers an additional opportunity for users to introduce metallic colours into the working landscape, while remaining cohesive with adjacent furniture from different ranges. Deck Steel frames boast minimalistic style and clear air circulation within open-plan areas. Each model is available with sitting and standing height work surfaces, with matching bench seating.

Deck Laminate Surcharges
 Halo Collection
 Fenix Collection
 Filafo Collection

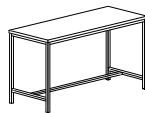


Code Dimensions Single Laminate Price Kiko

Steel Frame 40mm x 40mm square

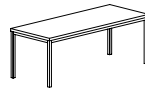
Poseur Tables 1100mm high

DCPTSL188	1800 x 800
DCPTSL168	1600 x 800
DCPTSL148	1400 x 800
DCPTSL186	1800 x 600
DCPTSL166	1600 x 600



Dining Tables 750mm high

DCTSL18	1800 x 800
DCTSL16	1600 x 800
DCTSL14	1400 x 800
DCTSL12	1200 x 800
DCTSL10	1000 x 800



Bench Seats 450mm high

DCBSL18	1800 x 350
DCBSL16	1600 x 350
DCBSL14	1400 x 350
DCBSL12	1200 x 350
DCBSL10	1000 x 350

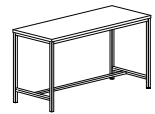


Code Dimensions MFC Price

Steel Frame 40mm x 40mm square

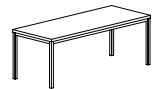
Poseur 1100mm high

DCPTSM188	1800 x 800
DCPTSM168	1600 x 800
DCPTSM148	1400 x 800
DCPTSM186	1800 x 600
DCPTSM166	1600 x 600



Dining 750mm high

DCTSM18	1800 x 800
DCTSM16	1600 x 800
DCTSM14	1400 x 800
DCTSM12	1200 x 800
DCTSM10	1000 x 800



Bench Seats 450mm high

DCBSM18	1800 x 350
DCBSM16	1600 x 350
DCBSM14	1400 x 350
DCBSM12	1200 x 350
DCBSM10	1000 x 350



Deck Steel Dining Height Table

Tables

DECK SEAT PADS TABLES



Enhance your relaxation by adding an upholstered seat pad to your Deck Bench Seats. With two options available, choose between a cost-effective cushioning or a maximum comfort cushioning for extended use.



Tables

Code	Dimensions	Band 1	Band 2	Band 3	Band 4	Band 5	Band 6	Band 7
Optional Upholstered Seat Pads - fit to any Deck Seats with bolt fixing kit supplied. (* Requires User Modification)								
DC22SP	2200wx 350d x 50h							
DC20SP	2000wx 350d x 50h							
DC18SP	1800wx 350d x 50h							
DC16SP	1600wx 350d x 50h							
DC14SP	1400wx 350d x 50h							
DC12SP	1200wx 350d x 50h							
DC10SP	1000wx 350d x 50h							



Code	Dimensions	Band 1	Band 2	Band 3	Band 4	Band 5	Band 6	Band 7
Optional Maximum Comfort Upholstered Seat Pads - fit to any Deck Seats with bolt fixing kit supplied. (* Requires User Modification)								
DC22SM	2200wx 350d x 65h							
DC20SM	2000wx 350d x 65h							
DC18SM	1800wx 350d x 65h							
DC16SM	1600wx 350d x 65h							
DC14SM	1400wx 350d x 65h							
DC12SM	1200wx 350d x 65h							
DC10SM	1000wx 350d x 65h							



Maximum Comfort Upholstered Seat Pad

5 Year
Guarantee

DECK SEAT PADS TABLES

Tables



Deck Panel Ended Poseur Height with Single Laminate

iMedia units are tables designed for collaborative work, presentations and informal meetings. They can be used to mount display monitors, house I.T. equipment and promote connectivity.



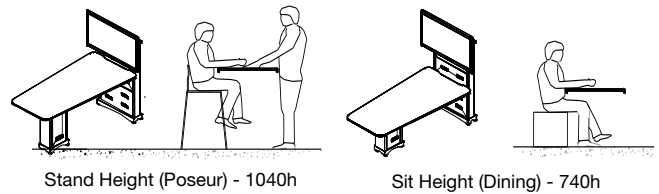
- Available in three footprint styles, three lengths & two heights.
- Supplied with equipment cabinets to the front and rear.
- Can support up to 42" monitors (not supplied).
- Fitted with 36mm MFC Tops.
- Available with a selection of optional fitted fascia modules, see below.

Tables

How To Specify

1. Select Base Code
2. Add suffix letter of service module if required
3. Order complete table

Example of code: IMA2210HC
(Angular Shaped Table with Type C module)



Module	Outlet Types/Quantities					
	UK POWER	CAT 6 DATA	2x USB-A FAST CHARGE	VGA & AUDIO	HDMI	SINGLE USB DATA
Type A	3	-	-	-	-	-
Type B	2	-	1	-	-	-
Type C	1	-	1	-	1	1
Type D	2	1	-	-	-	-
Type E	2	-	-	1	-	-
Type F	1	-	-	1	1	1

Optional Fascia Modules

All modules containing electrical outlets are supplied with a short lead to a male Wieland GST plug. These modules are available in Black, Silver or White and require a starter cable – sold separately. Data modules, including RJ45, HDMI & data USB are hardwired to a 3 metre lead fitted with an appropriate connector. Suffix code with relevant letter.

Stand Height Base Code	Sit Height Base Code	Dimensions	MFC Price	Type A Module Price	Type B Module Price	Type C Module Price	Type D Module Price	Type E Module Price	Type F Module Price
Angular Shaped									
IMA2210H	IMA2210L	2200w x 1000/800d							
IMA2010H	IMA2010L	2000w x 1000/800d							
IMA1810H	IMA1810L	1800w x 1000/800d							
Lozenge Shaped									
IML2210H	IML2210L	2200w x 1000/800d							
IML2010H	IML2010L	2000w x 1000/800d							
IML1810H	IML1810L	1800w x 1000/800d							
Rectangular									
IMR2210H	IMR2210L	2200w x 1000d							
IMR2010H	IMR2010L	2000w x 1000d							
IMR1810H	IMR1810L	1800w x 1000d							

Power Bar

Additional-Gang Socket Set - supplied with 3 metre lead to UK Plug fits within rear column.

Code	Price
IM6PM	



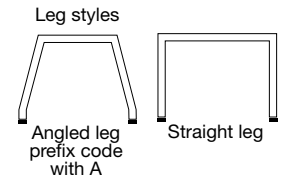


Stand Height Lozenge Shaped iMedia Table

BENCH² TABLES



- Designed to work in the same environment as their desking counterpart.
- Available in a variety of sizes and footprints.
- Delivered and installed fully assembled.
- For accessories and cable management refer to Bench² Cable Trays & Accessories.



Angled leg not available on double sided add-on units.

Tables

Starter Unit Code	Dimensions	Optional Cable Tray Code	Group Z 25mm MFC	Group B 36mm MFC	Group C 25mm Lam Kiko
Rectangular					
BFT2010	2000 x 1000	BFCT20S-I			
BFT1810	1800 x 1000	BFCT18S-I			
BFT1610	1600 x 1000	BFCT16S-I			
BFT2008	2000 x 800	BFCT20S-I			
BFT1808	1800 x 800	BFCT18S-I			
BFT1608	1600 x 800	BFCT16S-I			
BFT1408	1400 x 800	BFCT14S-I			
BFT1208	1200 x 800	BFCT12S-I			
Square					
BFT1616	1600 x 1600	BFCT16D-I			N/A
BFT1414	1400 x 1400	BFCT14D-I			N/A
BFT1212	1200 x 1200	BFCT12D-I			
BFT1010	1000 x 1000	BFCT10S-I			
Circular					
BFTC16	ø1600	BFCT10S-I			N/A
BFTC14	ø1400	BFCT10S-I			N/A
BFTC12	ø1200	BFCT08S-I			
BFTC10	ø1000	BFCT06S-I			
BFTC08	ø800	BFCT06S-I			



Rectangular Starter Unit Straight Leg with Cable Ports (-P)

Add-on Unit Code	Dimensions	Optional Cable Tray Code	Group Z 25mm MFC	Group B 36mm MFC	Group C 25mm Lam
Rectangular					
Intermediate end frame not available					
BFT2010A	2000 x 1000	BFCT20S-I			
BFT1810A	1800 x 1000	BFCT18S-I			
BFT1610A	1600 x 1000	BFCT16S-I			
BFT2008A	2000 x 800	BFCT20S-I			
BFT1808A	1800 x 800	BFCT18S-I			
BFT1608A	1600 x 800	BFCT16S-I			
BFT1408A	1400 x 800	BFCT14S-I			
BFT1208A	1200 x 800	BFCT12S-I			



Square Meeting Table
Intermediate End frames supplied (except 1000 x 1000)

BFT1616A	1600 x 1600	BFCT16D-I			N/A
BFT1414A	1400 x 1400	BFCT14D-I			N/A
BFT1212A	1200 x 1200	BFCT12D-I			
BFT1010A	1000 x 1000	BFCT10S-I			

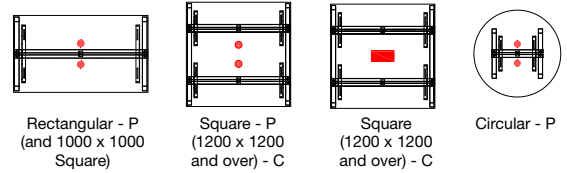


Optional Cable Ports / Cut Outs

Standard cable port quantity and cutout quantity/positions are shown opposite.

When specifying - suffix the table code with the relevant letter.

Example of code - BFT1616ZC1 (25mm MFC top panel with 430mm x 132mm cut out)



Code	Description	W	D	H	MFC Price
------	-------------	---	---	---	-----------

Reception Tables
Fully Welded 32mm Square Four Legged
25mm MFC top panels.

BRT106Z	Rectangular	1000 x	600 x	400	
BRT088Z	Square	800 x	800 x	400	
BRT066Z	Square	600 x	600 x	400	
BRTC08Z	Circular	Ø800	x	400	
BRTC06Z	Circular	Ø600	x	400	



BRT106Z

BRT088Z

BRTC08Z



Rectangular Starter Unit Angled Leg with Add-on Unit with Optional Service Modules

D3K TABLES

10 Year
Guarantee

- Fully welded robust construction free standing tables.
- Designed to work in the same environment as their desking counterpart.
- Available in a variety of sizes and footprints.
- For accessories and cable management refer to Cable Management in Desking section.

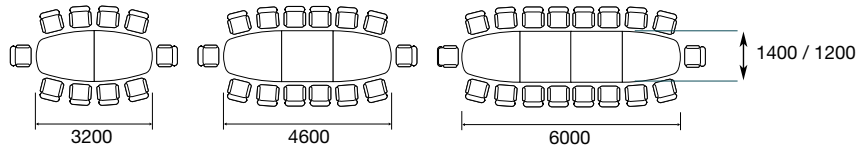


Tables

Code	Dimensions	Optional Cable Basket	Group Z 25mm MFC	Group B 36mm MFC	Group C 25mm Lam Kiko	Group D 25mm CH Lam Kiko	
Rectangular							
GTR2410	2400 x 1000	MECT14					
GTR2210	2200 x 1000	MECT10					
GTR2010	2000 x 1000	MECT10					
GTR1810	1800 x 1000	MECT06					
GTR1610	1600 x 1000	MECT06					
GTR1410	1400 x 1000	MECT06					
GTR24	2400 x 800	MECT14					
GTR22	2200 x 800	MECT10					
GTR20	2000 x 800	MECT10					
GTR18	1800 x 800	MECT06					
GTR16	1600 x 800	MECT06					
GTR14	1400 x 800	MECT06					
GTR12	1200 x 800	-					
Circular							
GTC16	ø1600	-			N/A	N/A	
GTC14	ø1400	-			N/A	N/A	
GTC12	ø1200	-					
GTC10	ø1000	-					
GTC08	ø800	-					
Square							
GTR1616	1600 x 1600	-			N/A	N/A	
GTR1414	1400 x 1400	-			N/A	N/A	
GTR1212	1200 x 1200	-					
GTR1010	1000 x 1000	-					
Boat Shaped							
GTB24	2400 x 1000 x 800	MECT14					
GTB22	2200 x 1000 x 800	MECT10					
GTB20	2000 x 1000 x 800	MECT10					
GTB18	1800 x 1000 x 800	MECT06					
GTB16	1600 x 1000 x 800	MECT06					
GTB14	1400 x 1000 x 800	MECT06					
GTB12	1200 x 1000 x 800	-					
Lozenge Shaped							
GTL24	2400 x 1000 x 800	MECT14					
GTL22	2200 x 1000 x 800	MECT10					
GTL20	2000 x 1000 x 800	MECT10					
Oval Shaped							
GTE16	1600 x 1100	-					
Boardroom End Table							
GBET16	1600 x 1400	MECT10			N/A	N/A	
GBET1612	1600 x 1200	MECT10					
Boardroom Centre Table							
GBCT14	1400 x 1400	MECT10			N/A	N/A	
GBCT1412	1400 x 1200	MECT10					

Sample footprints:

Seating capacities for guidance only and can differ depending on size of chair used.

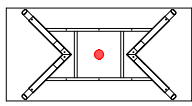


Optional Cable Ports / Cut Outs

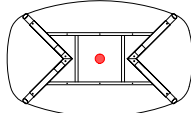
Standard cable port quantity and cutout quantity/positions are shown opposite.

Example of code - GTR2010BC2.
(36mm MFC top panel with 272mm x 132mm cut out)

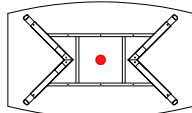
When specifying - suffix the table code with the relevant letter.



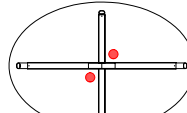
Rectangular P



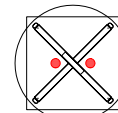
Lozenge P



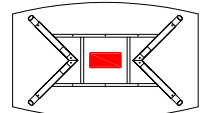
Boat P



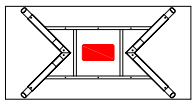
Oval P



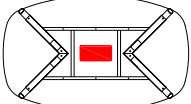
Square / Circular P



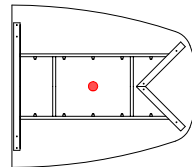
Boat C
GTB12 will not accept C1 cutout



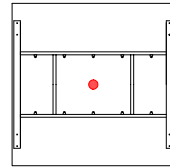
Rectangular C
GTR12 will not accept C1 cutout



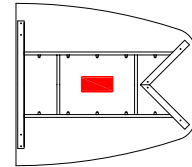
Lozenge C



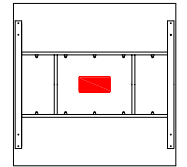
Large Format End P



Large Format Centre P



Large Format End C



Large Format Centre C

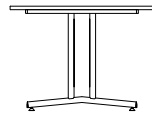


Boardroom End Tables shown with Optional Service Modules

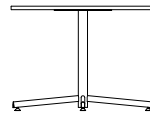
EX10 & X10 TABLES

10 Year
Guarantee

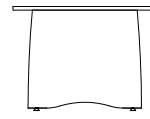
- Stylish and functional.
- Available in Panel Ended or Metal Frame.
- Available in a variety of sizes and footprints
- All EX10 tables have 25mm thick MFC panel ends.



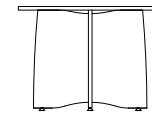
X10 Cantilever Frame
Rectangular, Boat,
Lozenge, Large Format



X10 Cross Frame
Circular, Square



EX10 Panel End Frame
Rectangular, Boat,
Lozenge, Large Format



EX10 Panel Cross Frame
Circular, Square, Oval



Tables

EX10 Panel End	X10 Metal Frame	Dimensions	Optional Cable Basket Code	Group Z 25mm MFC	Group B 36mm MFC	Group C 25mm Lam Kiko	Group D 25mm CH Lam Kiko
Rectangular							
KNPTR2410	KNTR2410	2400 x 1000	MECT18				
KNPTR2210	KNTR2210	2200 x 1000	MECT16				
KNPTR2010	KNTR2010	2000 x 1000	MECT14				
KNPTR1810	KNTR1810	1800 x 1000	MECT12				
KNPTR1610	KNTR1610	1600 x 1000	MECT10				
KNPTR1410	KNTR1410	1400 x 1000	MECT08				
KNPTR24	KNTR24	2400 x 800	MECT18				
KNPTR22	KNTR22	2200 x 800	MECT16				
KNPTR20	KNTR20	2000 x 800	MECT14				
KNPTR18	KNTR18	1800 x 800	MECT12				
KNPTR16	KNTR16	1600 x 800	MECT10				
KNPTR14	KNTR14	1400 x 800	MECT08				
KNPTR12	KNTR12	1200 x 800	MECT06				



Under frame is positioned to accept chairs at the end of the table

Circular

KNPTC16	-	ø1600	-			N/A	N/A
KNPTC14	-	ø1400	-			N/A	N/A
KNPTC12	KNTC12	ø1200	-				
KNPTC10	KNTC10	ø1000	-				
KNPTC08	KNTC08	ø800	-				



Square

KNPTR1616	-	1600 x 1600	-			N/A	N/A
KNPTR1414	-	1400 x 1400	-			N/A	N/A
KNPTR1212	KNTR1212	1200 x 1200	-				
KNPTR1010	KNTR1010	1000 x 1000	-				



Boat Shaped

KNPTB24	KNTB24	2400 x 1000 x 800	MECT18				
KNPTB22	KNTB22	2200 x 1000 x 800	MECT16				
KNPTB20	KNTB20	2000 x 1000 x 800	MECT14				
KNPTB18	KNTB18	1800 x 1000 x 800	MECT12				
KNPTB16	KNTB16	1600 x 1000 x 800	MECT10				
KNPTB14	KNTB14	1400 x 1000 x 800	MECT08				
KNPTB12	KNTB12	1200 x 1000 x 800	MECT06				



Under frame is positioned to accept chairs at the end of the table

Lozenge Shaped

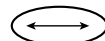
KNPTL24	KNTL24	2400 x 1000 x 800	MECT18				
KNPTL22	KNTL22	2200 x 1000 x 800	MECT16				
KNPTL20	KNTL20	2000 x 1000 x 800	MECT14				



Under frame is positioned to accept chairs at the end of the table

Oval Shaped


KNPTE16	-	1600 x 1100	-				
---------	---	-------------	---	--	--	--	--



10 Year
Guarantee

EX10 & X10 TABLES

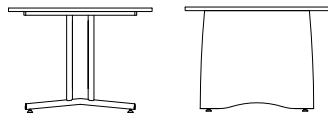
Tables



X10 Cross Frame Circular Shaped Table

EX10 LARGE FORMAT TABLES

10 Year Guarantee



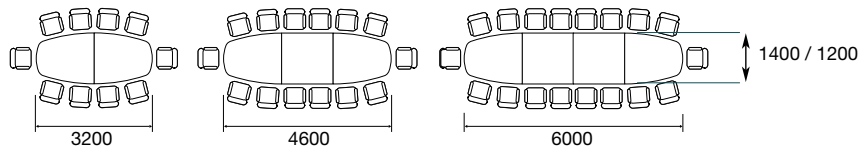
X10 Cantilever Frame
Rectangular, Boat, Lozenge, Large Format

EX10 Panel End Frame
Rectangular, Boat, Lozenge, Large Format



Tables

Large Format Tables - Starter & Add-on Units



Sample footprints:

Seating capacities for guidance only and can differ depending on size of chair used.

EX10 Panel End	X10 Metal Frame	Dimensions	Optional Cable Basket Code	Group Z 25mm MFC	Group B 36mm MFC	Group C 25mm Lam Kiko	Group D 25mm CH Lam Kiko	MFC	Laminate
Starter Unit									
KNPBET16 KNPBET1612	KNBET16 KNBET1612	1600 x 1400 1600 x 1200	MECT12 MECT12			N/A	N/A		
Add-on End Unit									
KNPBET16A KNPBET1612A	KNBET16A KNBET1612A	1600 x 1400 1600 x 1200	MECT12 MECT12			N/A	N/A		
Add-on Centre Unit									
KNPBCT14A KNPBCT1412A	KNBCT14A KNBCT1412A	1400 x 1400 1400 x 1200	MECT14 MECT14			N/A	N/A		



EX10 Panel End Large Format Starter & Add-on End Unit

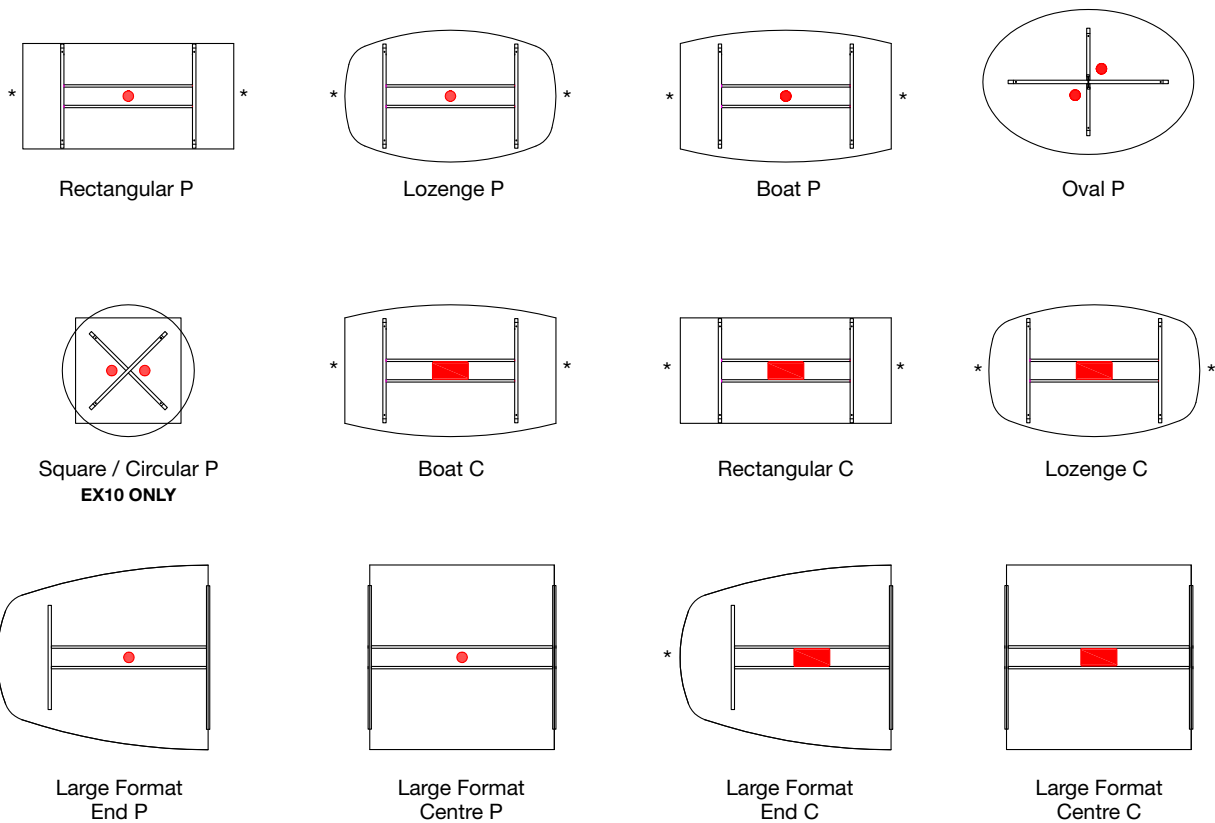
Optional Cable Ports / Cut Outs

Standard cable port quantity and cutout quantity/positions are shown opposite.

*Denotes inset leg by 300mm

When specifying - suffix the table code with the relevant letter.

Example of code - KNPTB24ZP
(EX10 Panel Ended boat shaped 25mm MFC top with cable ports)



Cable Management

See Cable Management for cable baskets & cable spines.

Outer Leg Cover

Code	Where Used	Price
KNSECR	X10 Metal Frame	

Inner Riser Kit

Can only be used with outer leg covers.

Code	Where Used	Price
KNERI	X10 Metal Frame Inclusive of inner cover, cable restraints and plastic channels	



SCRIPT TABLES

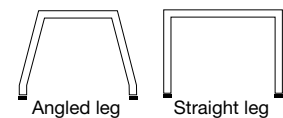


This simple but stylish table range features interconnecting underframes that provide strength whilst keeping the users knee space clear.

- Available with angled or straight legged options.
- Available in a large selection of footprints.
- K.D. product that is delivered then installed fully assembled.
- 25mm MFC top panels.



Leg styles



Tables

Angled Leg		Straight Leg		Dimensions	MFC Price	Angled Leg		Straight Leg		Dimensions	MFC Price
Dining Rectangular								Dining Circular			
XTA188	XTS188			1800 x 800		XTAC16	XTSC16			ø1600	
XTA168	XTS168			1600 x 800		XTAC14	XTSC14			ø1400	
XTA148	XTS148			1400 x 800		XTAC12	XTSC12			ø1200	
XTA128	XTS128			1200 x 800		XTAC10	XTSC10			ø1000	
XTA187	XTS187			1800 x 700		XTAC08	XTSC08			ø800	
XTA167	XTS167			1600 x 700							
XTA147	XTS147			1400 x 700							
XTA127	XTS127			1200 x 700							
Dining Square						Dining Lozenge Shaped					
XTAS12	XTSS12			1200 x 1200		XTAL188	XTSL188			1800 x 800	
XTAS10	XTSS10			1000 x 1000		XTAL168	XTSL168			1600 x 800	
XTAS08	XTSS08			800 x 800		XTAL148	XTSL148			1400 x 800	
XTAS07	XTSS07			700 x 700		XTAL128	XTSL128			1200 x 800	
XTAS06	XTSS06			600 x 600							
Coffee - 455mm High		Top shape				Dining Rounded Corner Square					
XRTAC08	XRTSC08	Circular	Ø800			XTAP12	XTSP12			1200 x 1200	
XRTAC06	XRTSC06	Circular	Ø600			XTAP10	XTSP10			1000 x 1000	
XRTAS06	XRTSS06	Square	600 x 600			XTAP08	XTSP08			800 x 800	
XRTA106	XRTS106	Rectangular	1000 x 600			XTAP07	XTSP07			700 x 700	
XRTAL106	XRTSL106	Lozenge	1000 x 600			XTAP06	XTSP06			600 x 600	
XRTAP06	XRTSP06	RC Square	600 x 600								
Lounge - 575mm High		Top shape									
XTAC12L	XTSC12L	Circular	Ø1200								
XTAC10L	XTSC10L	Circular	Ø1000								
XTAC08L	XTSC08L	Circular	Ø800								
XTAS08L		Square	800 x 800								
XTAS07L		Square	700 x 700								
XTAS06L		Square	600 x 600								



Angled Leg Coffee Rectangular Table

This stylish three-sided table range is a good alternative to traditional circular and square offerings. Catering for small or medium user groups.



- Available with fully welded tubular steel frame or boxed panel supports.
- Available as a mobile option.
- Can be fitted with a central cable port for services.
- 25mm MFC top panels.

Metal Frame Code	Panel Support Code	A	B	C	MFC Price
------------------	--------------------	---	---	---	-----------

Static

TNF18	TNP18	1800 x	1800 x	1800	
TNF16	TNP16	1600 x	1600 x	1600	
TNF14	TNP14	1400 x	1400 x	1400	



Static with Central Cable Port

TNF18P	TNP18P	1800 x	1800 x	1800	
TNF16P	TNP16P	1600 x	1600 x	1600	
TNF14P	TNP14P	1400 x	1400 x	1400	



Metal Framed

Mobile with Central Cable Port

TNF18MP	-	1800 x	1800 x	1800	
TNF16MP	-	1600 x	1600 x	1600	
TNF14MP	-	1400 x	1400 x	1400	



Panel Support

DOC TABLES



These circular tables with a crescent scoop can be used individually or docked against each other to form fluid configurations.



- Supplied on fully welded steel frames with circular legs with options for Mobile or Static units.
- Work surface 'cut-outs' interlock with curved edges.
- 25mm MFC top panels.

Tables

Code A B MFC Price

Static Crescent Shaped

TPACS14 $\phi 1400 \times \phi 1400$
TPACS08 $\phi 800 \times \phi 800$



Mobile Crescent Shaped

TPACM14 $\phi 1400 \times \phi 1400$
TPACM08 $\phi 800 \times \phi 800$



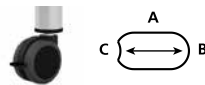
Static Tablet Shaped

TTICS16 $1600 \times \phi 800 \times \phi 800$
TTICS14 $1400 \times \phi 800 \times \phi 800$



Mobile Tablet Shaped

TTICM16 $1600 \times \phi 800 \times \phi 800$
TTICM14 $1400 \times \phi 800 \times \phi 800$



Crescent Shaped

Frames are designed to swing together to reduce the overall footprint and save space when not needed.

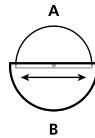
- Supplied on fully welded steel frames with circular legs with options for Mobile or Static units.
- Resulting nest can be left in situ or moved flush against a wall.
- 25mm MFC top panels.

Surcharge for Pastel Paint – per item

Code	A	B	MFC Price
------	---	---	-----------

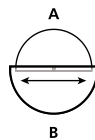
Static Table

TST22S	ø1900 x	ø2200	
--------	---------	-------	--



Mobile Table

TST22M	ø1900 x	ø2200	
--------	---------	-------	--



Swing Out

STAND HEIGHT TABLES

10 Year Guarantee

- Designed for use in touch-down areas for informal meetings.
- Continuous fully-welded steel frame with 50mm diameter circular legs.
- Available in a selection of footprints and two heights.
- 25mm MFC top panels.



Tables

Code A B C MFC Price

Rectangular Tables 1100mm High 800mm Deep

TS818RHZ	1800	x	800
TS816RHZ	1600	x	800
TS814RHZ	1400	x	800
TS812RHZ	1200	x	800
TS810RHZ	1000	x	800



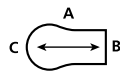
Rectangular Tables 1100mm High 600mm Deep

TS618RHZ	1800	x	600
TS616RHZ	1600	x	600
TS614RHZ	1400	x	600
TS612RHZ	1200	x	600
TS610RHZ	1000	x	600



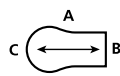
Peninsular Tables 1100mm High 800mm Deep

TS818PHZ	1800	x	800	x	Ø1000
TS816PHZ	1600	x	800	x	Ø1000
TS814PHZ	1400	x	800	x	Ø1000
TS812PHZ	1200	x	800	x	Ø1000



Peninsular Tables 1100mm High 600mm Deep

TS618PHZ	1800	x	600	x	Ø800
TS616PHZ	1600	x	600	x	Ø800
TS614PHZ	1400	x	600	x	Ø800
TS612PHZ	1200	x	600	x	Ø800



Circular Tables 1100mm High

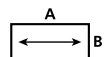
TSC10HZ	Ø1000
TSC08HZ	Ø800



Code A B C MFC Price

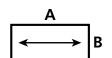
Rectangular Tables 900mm High 800mm Deep

TS818RH9	1800	x	800
TS816RH9	1600	x	800
TS814RH9	1400	x	800
TS812RH9	1200	x	800
TS810RH9	1000	x	800



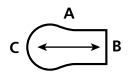
Rectangular Tables 900mm High 600mm Deep

TS618RH9	1800	x	600
TS616RH9	1600	x	600
TS614RH9	1400	x	600
TS612RH9	1200	x	600
TS610RH9	1000	x	600



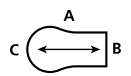
Peninsular Tables 900mm High 800mm Deep

TS818PH9	1800	x	800	x	Ø1000
TS816PH9	1600	x	800	x	Ø1000
TS814PH9	1400	x	800	x	Ø1000
TS812PH9	1200	x	800	x	Ø1000



Peninsular Tables 900mm High 600mm Deep

TS618PH9	1800	x	600	x	Ø800
TS616PH9	1600	x	600	x	Ø800
TS614PH9	1400	x	600	x	Ø800
TS612PH9	1200	x	600	x	Ø800



Circular Tables 900mm High

TSC10H9	Ø1000
TSC08H9	Ø800



Rectangular Stand Height Table



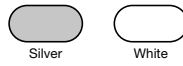
Rectangular Stand Height Table

GC1 TABLES

10 Year
Guarantee

GC1 is a family of mobile tables that can easily be reconfigured to suit agile working layouts then folded away and nested, when not in use. They also unique in that they have a simple 'sit-stand' height adjustable feature together with integrated power sockets.

Available Frame Colours



Maximum Load
Per Top (evenly distributed)



Tables

Tables with sockets



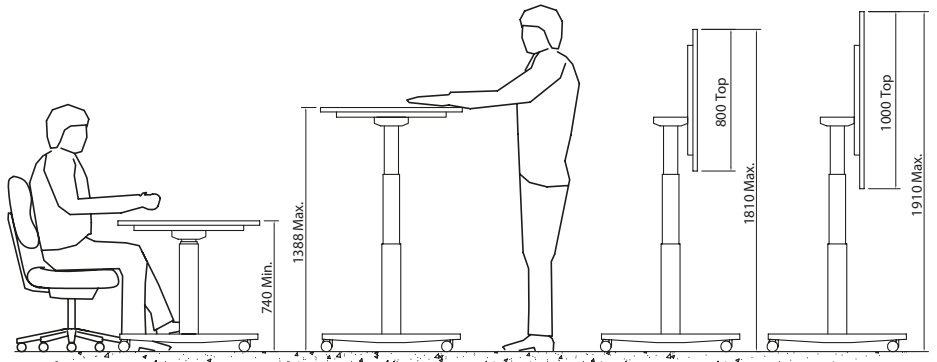
Code	A	B	Optional (Cable Basket)	Group Z 25mm MFC	Group C 25mm Lam Kiko	Group D 25mm CH Lam Kiko	Group F 25mm Drywipe
GC1C1	2000	1000	MECT20				
GC1C2	1800	1000	MECT18				
GC1C3	1600	1000	MECT16				
GC1C4	1400	1000	MECT14				
GC1D1	2000	800	MECT20				
GC1D2	1800	800	MECT18				
GC1D3	1600	800	MECT16				
GC1D4	1400	800	MECT14				



Mobile to static conversion kit

Set of four adjusters used to replace castors

GC1KIT1



2 UK sockets accessible on the underside of the table.



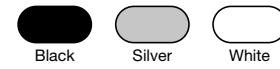
GC4 TABLES



GC4 is a select family of tilt-top tables that feature elegant styling on complementary mobile and static frame designs that look great in any working landscape.

The mobile units are designed with the frames positioned to the ends of the table to allow users to sit comfortably to both sides. The static versions have inset frames, allowing users to sit to all sides.

Available Frame Colours



Tables

Code	Dimensions	Optional Cable Tray Code	Group Z 25mm MFC	Group C 25mm Lam Kiko	Group D 25mm CH Lam Kiko
*No linking on 25mm CH Lam top					
Mobile Tilt Top					
GC4A1	1800 x 800	MECT18			
GC4A2	1600 x 800	MECT16			
GC4A3	1400 x 800	MECT14			
GC4A4	1200 x 800	MECT12			
GC4A5	1000 x 800	MECT10			
GC4B1	1800 x 700	MECT18			
GC4B2	1600 x 700	MECT16			
GC4B3	1400 x 700	MECT14			
GC4B4	1200 x 700	MECT12			
GC4B5	1000 x 700	MECT10			



Mobile Tilt Top




Mobile Tilt Top Nested



Static Inset Leg Tilt Top



Code	Dimensions	Optional Cable Tray Code	Group Z 25mm MFC	Group C 25mm Lam Kiko	Group D 25mm CH Lam Kiko
*No linking on 25mm CH Lam top					
Static Inset Leg Tilt Top Leg frames inset by 300mm each side					
GC4C1	2400 x 800	MECT18			
GC4C2	2200 x 800	MECT16			
GC4C3	2000 x 800	MECT14			
GC4C4	1800 x 800	MECT12			
GC4C5	1600 x 800	MECT10			
GC4D1	2400 x 1000/800	MECT18			
GC4D2	2200 x 1000/800	MECT16			
GC4D3	2000 x 1000/800	MECT14			
GC4D4	1800 x 1000/800	MECT12			
GC4D5	1600 x 1000/800	MECT10			



Code	A	B	MFC Price
------	---	---	-----------

Suspended Modesty Panels
Fits to Appropriate Table Beams

DRCPW18	1750 x 300
DRCPW16	1550 x 300
DRCPW14	1350 x 300
DRCPW12	1150 x 300
DRCPW10	950 x 300
DRCPW08	750 x 300



Code	Table Size	L	W	Price	Code	Price
Optional Cable Baskets						
MECT18	1800	1629	116			
MECT16	1600	1426	116			
MECT14	1400	1222	116			
MECT12	1200	1019	116			
MECT10	1000	816	116			
Table Connector Set Pair of link plates & fittings *No linking on 25mm CH Lam top						
				CONLINK		



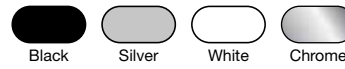
TELFORD TILT TOP TABLES



This is our most popular mobile table range. They are simple to use with a robust construction.

- Robust construction. Endframes fitted with castors.
- Simple, one-handed operation.
- Can be moved and nested.
- Available in a selection of footprints.
- 25mm MFC top panels.

Available Frame Colours



Tables

Code	A	B	White/Silver Black Frame MFC Price	Chrome Frame MFC Price	Code	A	B	C	White/Silver Black Frame MFC Price	Chrome Frame MFC Price	
Rectangular 600mm					Rectangular 800mm						
DRMT186Z	1800	x 600			DRMT188Z	1800	x 800				
DRMT166Z	1600	x 600			DRMT168Z	1600	x 800				
DRMT146Z	1400	x 600			DRMT148Z	1400	x 800				
DRMT126Z	1200	x 600			DRMT128Z	1200	x 800				
DRMT106Z	1000	x 600			DRMT108Z	1000	x 800				
DRMT086Z	800	x 600			DRMT088Z	800	x 800				
Rectangular 700mm					Trapezium						
DRMT187Z	1800	x 700			DTMT16Z	1600	x 800	x 800			
DRMT167Z	1600	x 700			DTMT14Z	1400	x 700	x 700			
DRMT147Z	1400	x 700									
DRMT127Z	1200	x 700									
DRMT107Z	1000	x 700									
DRMT087Z	800	x 700									



Rectangular Tilt Top Tables

10 Year
Guarantee

TELFORD TILT TOP TABLES

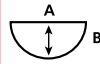
Code A B

White/Silver
Black Frame
MFC Price

Chrome
Frame
MFC Price

Semi-Circular

DSMT16Z ø1600 x 800
DSMT14Z ø1400 x 700



Circular

DCMT12Z ø1200
DCMT10Z ø1000



Rectangular Tables Nested

Code A B

MFC Price

Suspended Modesty Panels

Fits to Appropriate Table Beams

DRCPW18 1750 x 300
DRCPW16 1550 x 300
DRCPW14 1350 x 300
DRCPW12 1150 x 300
DRCPW10 950 x 300
DRCPW08 750 x 300



Code Table Size L W Price

Code Price

Optional Cable Baskets

MECT18	1800	1629	116
MECT16	1600	1426	116
MECT14	1400	1222	116
MECT12	1200	1019	116
MECT10	1000	816	116



Table Connector Set

Pair of link plates & fittings
*No linking on 25mm CH Lam top

CONLINK



Rectangular Tilt Top Tables

Tables

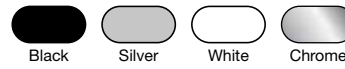
TELFORD FIXED TOP TABLES



Complementing our popular Tilt Top range, this Fixed Top static table offers the perfect solution for configured layouts or stand alone applications.

- Robust construction. Endframes fitted with levelling feet.
- Complements our Tilt Top range.
- Available in a selection of footprints.
- 25mm MFC top panels.

Available Frame Colours



Tables

Code	A	B	C	White/Silver Black Frame MFC Price	Chrome Frame MFC Price
Rectangular 800mm					
DRFT168Z	1600	x	800		
DRFT148Z	1400	x	800		
DRFT128Z	1200	x	800		
DRFT108Z	1000	x	800		
DRFT088Z	800	x	800		



Code	A	B	White/Silver Black Frame MFC Price	Chrome Frame MFC Price
Rectangular Tables 700mm				
DRFT167Z	1600	x	700	
DRFT147Z	1400	x	700	
DRFT127Z	1200	x	700	
DRFT107Z	1000	x	700	
DRFT087Z	800	x	700	



Code	A	B	C	White/Silver Black Frame MFC Price	Chrome Frame MFC Price
Trapezium					
DTFT16Z	1600	x	800	x	800
DTFT14Z	1400	x	700	x	700



Code	A	B	MFC Price
Suspended Modesty Panels Fits to Appropriate Table Beams			
DRCPW16	1550	x	300
DRCPW14	1350	x	300
DRCPW12	1150	x	300
DRCPW10	950	x	300
DRCPW08	750	x	300



Code	A	B	White/Silver Black Frame MFC Price	Chrome Frame MFC Price
Semi Circular				
DSFT16Z	ø1600	x	800	
DSFT14Z	ø1400	x	700	



Code	A	White/Silver Black Frame MFC Price	Chrome Frame MFC Price
Circular Tables			
DCFT12Z	ø1200		
DCFT10Z	ø1000		



Table Connector Set
Pair of link plates & fittings
CONLINK



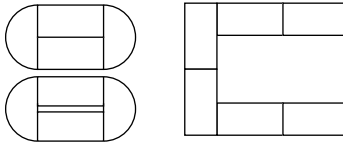
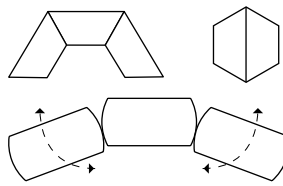
Rectangular Tilt Top Tables

TELFORD FOLDING LEG TABLES

- 'I' frame or cow horn frame folding leg mechanism with robust construction.
- Tables fold flat for storage.
- Storage trolley designed to fit through single door.
- Available with a choice of Black, Grey, Silver, White or Chrome legs.
- Cow horn legs designed for seating at all sides.
- 25mm MFC top panels.



Examples of configurations



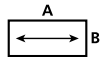
'I' Frame Table

Cow Horn Table

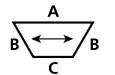
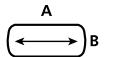
TFLT

Tables

'I' Frame Code	Cow Horn Code	A	B	MFC Price
Rectangular				
T818FZ	C818FZ	1800 x 800		
T816FZ	C816FZ	1600 x 800		
T814FZ	C814FZ	1400 x 800		
T812FZ	C812FZ	1200 x 800		
T718FZ	N/A	1800 x 700		
T716FZ	N/A	1600 x 700		
T714FZ	N/A	1400 x 700		
T712FZ	N/A	1200 x 700		



'I' Frame Code	Cow Horn Code	A	B	C	MFC Price
Convex Shape					
T818CFZ	C818CFZ	1800 x 800			
T816CFZ	C816CFZ	1600 x 800			
T714CFZ	N/A	1400 x 700			
Trapezium					
TT816FZ	CTT816FZ	1600 x 800	800	800	
TT714FZ	N/A	1400 x 700	700	700	



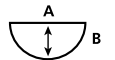
Code Dimensions

Folding Leg Trolley

Accepts up to 5 tables folded, available in Black or Grey finish.

TFLT	1540 x 650 x 960 (Overall size)
	1340 x 600 x 450 (Internal size)

Semi-Circular					
TSC16FZ	CSC16FZ	ø1600 x 800			
TSC14FZ	N/A	ø1400 x 700			



Cow Horn Rectangular Table

TELFORD ADAPT TABLES

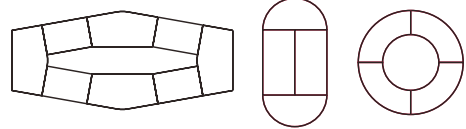


- Robustly constructed with continuous welded frame.
- Available in a variety of sizes and footprints.
- 727mm High with 25mm MFC top panels.

Surcharge for Pastel Paint – per item

CONLINK Table Connector Set

Examples of configurations



Tables

Code A B MFC Price

800mm Rectangular

NT816RZ	1600	x 800
NT814RZ	1400	x 800
NT812RZ	1200	x 800
NT808RZ	800	x 800



700mm Rectangular

NT716RZ	1600	x 700
NT714RZ	1400	x 700
NT712RZ	1200	x 700
NT708RZ	700	x 700



Trapezium

NT816TZ	1600	x 800	x 800
NT714TZ	1400	x 700	x 700



Semi-Circular

NT816SZ	1600	x 800
NT714SZ	1400	x 700



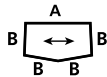
Shell

NT816LZ	1711	x 800	x R1210
NT714LZ	1570	x 700	x R1110



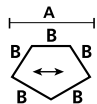
Arc

NT816AZ	1600	x 800
NT714AZ	1400	x 700



Pentagonal

NT816PZ	1600	x 800
NT714PZ	1400	x 700



700mm Rectangular

NT16CZ	Ø1600
NT14CZ	Ø1400
NT12CZ	Ø1200
NT10CZ	Ø1000



Suspended Modesty Panels

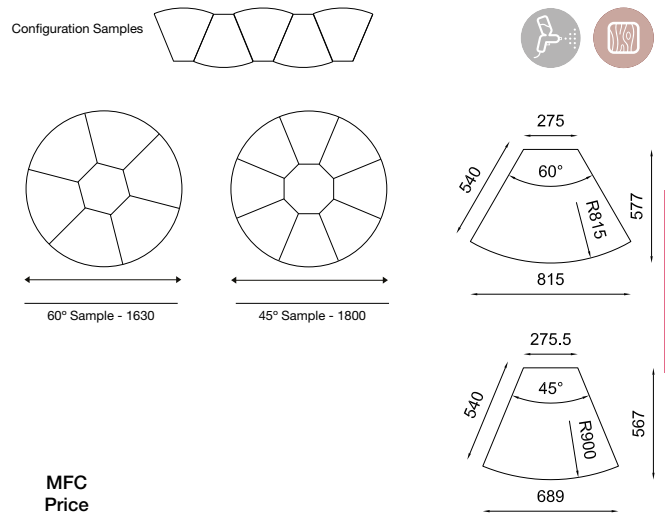
NTCPW16	1600	x 300
NTCPW14	1400	x 300
NTCPW12	1200	x 300



TELFORD SEGMENT TABLES

- Mobile Segment tables are the perfect choice for adaptive workspaces.
- Compact but deceptively strong, available with either Fixed or Tilt-top for nesting.


Only 18mm MFC Top Panels on Segment tables.



Tables

Code	W	D	H	MFC Price		
45° Fixed Top TMSF45	689	x	567	x	720	
60° Fixed Top TMSF60	815	x	577	x	720	

Code	W	D	H	Height when Tilted	MFC Price		
45° Tilt Top TMST45	689	x	567	x	720	1150	
60° Tilt Top TMST60	815	x	577	x	720	1160	
Linking Kit TMSLK							



45° Tilt Top Segment Tables

MULTI-PURPOSE STATIC BTC & CTC TABLES

25 Year Structural Guarantee

A range of multi-purpose tables with fully-welded steel frames that combine aesthetic appeal with strength and stability.

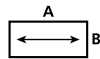
- Available in a selection of footprints and finishes.
- Available with either round or square legged options.
- 25mm MFC top panels.



Tables

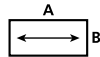
Ø35mm Circular Leg	40mm Square Leg	A	B	MFC Price
--------------------	-----------------	---	---	-----------

Rectangular 800mm Deep



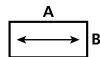
CTC188Z	BTC188Z	1800 x 800
CTC168Z	BTC168Z	1600 x 800
CTC148Z	BTC148Z	1400 x 800
CTC138Z	BTC138Z	1300 x 800
CTC128Z	BTC128Z	1200 x 800
CTC108Z	BTC108Z	1000 x 800
CTC088Z	BTC088Z	800 x 800

Rectangular 700mm Deep



CTC187Z	BTC187Z	1800 x 700
CTC167Z	BTC167Z	1600 x 700
CTC147Z	BTC147Z	1400 x 700
CTC137Z	BTC137Z	1300 x 700
CTC127Z	BTC127Z	1200 x 700
CTC107Z	BTC107Z	1000 x 700
CTC087Z	BTC087Z	800 x 700
CTC077Z	BTC077Z	700 x 700

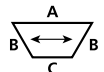
Rectangular 600mm & 650mm Deep



CTC186Z	BTC186Z	1800 x 600
CTC166Z	BTC166Z	1600 x 600
CTC146Z	BTC146Z	1400 x 600
CTC136Z	BTC136Z	1300 x 600
CTC126Z	BTC126Z	1200 x 600
CTC106Z	BTC106Z	1000 x 600
CTC086Z	BTC086Z	800 x 600
CTC065Z	BTC065Z	650 x 650
CTC066Z	BTC066Z	600 x 600

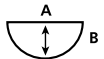
Ø35mm Circular Leg	40mm Square Leg	A	B	C	MFC Price
--------------------	-----------------	---	---	---	-----------

Trapezium



CTT188Z	BTT188Z	1800 x 800 x 1000
CTT168Z	BTT168Z	1600 x 800 x 800
CTT147Z	BTT147Z	1400 x 700 x 700
CTT128Z	BTT128Z	1200 x 800 x 400
CTT126Z	BTT126Z	1200 x 600 x 600

Semi-circular



CSC18Z	BSC18Z	Ø1800 x 900
CSC16Z	BSC16Z	Ø1600 x 800
CSC14Z	BSC14Z	Ø1400 x 700
CSC12Z	BSC12Z	Ø1200 x 600

Circular



CCC16Z	BCC16Z	Ø1600
CCC14Z	BCC14Z	Ø1400
CCC12Z	BCC12Z	Ø1200
CCC10Z	BCC10Z	Ø1000
CCC08Z	BCC08Z	Ø800



Rectangular BTC Static Tables

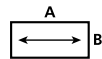
MULTI-PURPOSE MOBILE BTC & CTC TABLES

A range of mobile multi-purpose tables with fully-welded steel frames that combine aesthetic appeal with strength and stability.

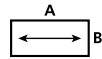
- Fitted with lockable castors.
- Available in a selection of footprints and finishes.
- Available with either round or square legged options.
- 25mm MFC top panels.



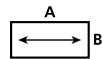
Ø35mm Circular Leg	40mm Square Leg	A	B	MFC Price
Rectangular 800mm Deep				
CTC188M	BTC188M	1800	800	
CTC168M	BTC168M	1600	800	
CTC148M	BTC148M	1400	800	
CTC138M	BTC138M	1300	800	
CTC128M	BTC128M	1200	800	
CTC108M	BTC108M	1000	800	
CTC088M	BTC088M	800	800	



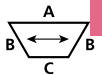
Ø35mm Circular Leg	40mm Square Leg	A	B	MFC Price
Rectangular 700mm Deep				
CTC187M	BTC187M	1800	700	
CTC167M	BTC167M	1600	700	
CTC147M	BTC147M	1400	700	
CTC137M	BTC137M	1300	700	
CTC127M	BTC127M	1200	700	
CTC107M	BTC107M	1000	700	
CTC087M	BTC087M	800	700	
CTC077M	BTC077M	700	700	



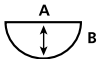
Ø35mm Circular Leg	40mm Square Leg	A	B	MFC Price
Rectangular 600mm & 650mm Deep				
CTC186M	BTC186M	1800	600	
CTC166M	BTC166M	1600	600	
CTC146M	BTC146M	1400	600	
CTC136M	BTC136M	1300	600	
CTC126M	BTC126M	1200	600	
CTC106M	BTC106M	1000	600	
CTC086M	BTC086M	800	600	
CTC065M	BTC065M	650	650	
CTC066M	BTC066M	600	600	



Ø35mm Circular Leg	40mm Square Leg	A	B	C	MFC Price
Trapezium					
CTT188M	BTT188M	1800	800	1000	
CTT168M	BTT168M	1600	800	800	
CTT147M	BTT147M	1400	700	700	
CTT128M	BTT128M	1200	800	400	
CTT126M	BTT126M	1200	600	600	



Ø35mm Circular Leg	40mm Square Leg	A	B	MFC Price
Semi-Circular				
CSC18M	BSC18M	Ø1800	900	
CSC16M	BSC16M	Ø1600	800	
CSC14M	BSC14M	Ø1400	700	
CSC12M	BSC12M	Ø1200	600	



Ø35mm Circular Leg	40mm Square Leg	A	B	MFC Price
Circular				
CCC16M	BCC16M	Ø1600		
CCC14M	BCC14M	Ø1400		
CCC12M	BCC12M	Ø1200		
CCC10M	BCC10M	Ø1000		
CCC08M	BCC08M	Ø800		



Square CTC Mobile Tables

MULTI-PURPOSE STC TABLES

25 Year Structural Guarantee

A range of multi-purpose tables with fully-welded steel frames that combine simplicity with strength and stability.

- Available in a selection of footprints.
- Rectangular tables can be spirally stacked.
- 25mm MFC top panels.



25mm Square Leg



Tables

Code A B MFC Price

Rectangular 800mm Deep

STC188Z	1800	x	800
STC168Z	1600	x	800
STC148Z	1400	x	800
STC138Z	1300	x	800
STC128Z	1200	x	800
STC108Z	1000	x	800
STC088Z	800	x	800



Rectangular 700mm Deep

STC187Z	1800	x	700
STC167Z	1600	x	700
STC147Z	1400	x	700
STC137Z	1300	x	700
STC127Z	1200	x	700
STC107Z	1000	x	700
STC087Z	800	x	700
STC077Z	700	x	700



Rectangular 600mm & 650mm Deep

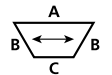
STC186Z	1800	x	600
STC166Z	1600	x	600
STC146Z	1400	x	600
STC136Z	1300	x	600
STC126Z	1200	x	600
STC106Z	1000	x	600
STC086Z	800	x	600
STC065Z	650	x	650
STC066Z	600	x	600



Code A B C MFC Price

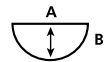
Trapezium

TT188Z	1800	x	800	x	1000
TT168Z	1600	x	800	x	800
TT147Z	1400	x	700	x	700
TT128Z	1200	x	800	x	400
TT126Z	1200	x	600	x	600



Semi-Circular

SCT18Z	Ø1800	x	900
SCT16Z	Ø1600	x	800
SCT14Z	Ø1400	x	700
SCT12Z	Ø1200	x	600



Circular

FTC16Z	Ø1600
FTC14Z	Ø1400
FTC12Z	Ø1200
FTC10Z	Ø1000
FTC08Z	Ø800



Code Description W D H MFC Price

Reception Tables Fully Welded 25mm Square Four Legged 25mm MFC top panels.

STC104Z	Rectangular	1000	x	600	x	400
STC064Z	Square	600	x	600	x	400
STE104Z	Oval	1000	x	600	x	400
FTC084Z	Circular	Ø800		x		400
FTC064Z	Circular	Ø600		x		400



Rectangular STC Table

- Selected additional Tables for meeting and conference requirements.
- Available in a variety of sizes and footprints.
- 727mm High with 25mm MFC top panels unless otherwise stated.



Code A B Price

800mm Flush Frame Rectangular Table
Continuous welded Steel Frame

CON18Z	1800 x	800
CON16Z	1600 x	800
CON14Z	1400 x	800
CON12Z	1200 x	800



800mm Inset Frame Rectangular Table
Continuous welded Steel Frame

CON18EZ	1800 x	800
CON16EZ	1600 x	800
CON14EZ	1400 x	800
CON12EZ	1200 x	800



800mm D-End Frame Table
Continuous welded Steel Frame

CON20DZ	2000 x	800
CON18DZ	1800 x	800
CON16DZ	1600 x	800



Code Description W D H MFC Price

Fully Welded 50mm Diameter Circular Four Legged
25mm MFC top panels.

PR106Z	Rectangular	1000	x	600	x	400
PR6Z	Square	600	x	600	x	400
PR7Z	Boat shaped	1000	x	600	x	400
SAVCT2	Oval	1000	x	600	x	400
PC8Z	Circular	Ø800	x	400		
PC6Z	Circular	Ø600	x	400		

Code A MFC Price

Circular Meeting Tables - ø50mm Circular Legs

TC16RZ	Ø1600
TC14RZ	Ø1400
TC12RZ	Ø1200
TC10RZ	Ø1000
TC08RZ	Ø800



Circular Meeting Tables - Cross Frame

CCT16Z	Ø1600
CCT14Z	Ø1400
CCT12Z	Ø1200
CCT10Z	Ø1000
CCT08Z	Ø800



PR7Z

PC6Z

PR6Z



Circular Meeting Table with Cross Frame

LTA TABLES



- Black Cross Base design.
- Available in Circular, Square and Rectangular footprints.



Tables

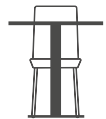
Code	Top Shape	Top Size	Group Z 25mm MFC	Group B 36mm MFC	Group C 25mm Lam Kiko	Group D 25mm CH Lam Kiko
Coffee - 455mm High						
LTA06CR	Circular	ø600				
LTA66R	Square	600 x 600				



Lounge - 575mm High						
LTA06CL	Circular	ø600				
LTA07CL	Circular	ø700				
LTA08CL	Circular	ø800				
LTA09CL	Circular	ø900				
LTA10CL	Circular	ø1000				
LTA66L	Square	600 x 600				
LTA77L	Square	700 x 700				
LTA88L	Square	800 x 800				



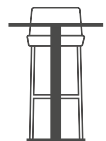
Dining - 745mm High						
LTA06CD	Circular	ø600				
LTA07CD	Circular	ø700				
LTA08CD	Circular	ø800				
LTA09CD	Circular	ø900				
LTA10CD	Circular	ø1000				
LTA66D	Square	600 x 600				
LTA77D	Square	700 x 700				
LTA88D	Square	800 x 800				



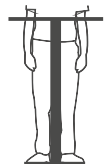
Twin Pedestal Dining - 745mm High						
LTA127D	Rectangular	1200 x 700				
LTA147D	Rectangular	1400 x 700				
LTA128D	Rectangular	1200 x 800				
LTA148D	Rectangular	1400 x 800				



Mid Poseur - 905mm High						
LTA06CMP	Circular	ø600				
LTA66MP	Square	600 x 600				



Poseur - 1125mm High						
LTA06CP	Circular	ø600				
LTA66P	Square	600 x 600				





LTC TABLES

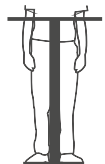
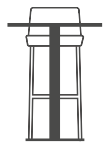
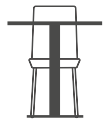


- Chrome Cross Base design.
- Available in Circular, Square and Rectangular footprints.



Tables

Code	Top Shape	Top Size	Group Z 25mm MFC	Group B 36mm MFC	Group C 25mm Lam Kiko	Group D 25mm CH Lam Kiko
Coffee - 455mm High						
LTC06CR	Circular	ø600				
LTC66R	Square	600 x 600				
Lounge - 575mm High						
LTC06CL	Circular	ø600				
LTC07CL	Circular	ø700				
LTC08CL	Circular	ø800				
LTC09CL	Circular	ø900				
LTC10CL	Circular	ø1000				
LTC66L	Square	600 x 600				
LTC77L	Square	700 x 700				
LTC88L	Square	800 x 800				
Dining - 745mm High						
LTC06CD	Circular	ø600				
LTC07CD	Circular	ø700				
LTC08CD	Circular	ø800				
LTC09CD	Circular	ø900				
LTC10CD	Circular	ø1000				
	5 star base					
LTC66D	Square	600 x 600				
LTC77D	Square	700 x 700				
LTC88D	Square	800 x 800				
Twin Pedestal Dining - 745mm High						
LTC127D	Rectangular	1200 x 700				
LTC147D	Rectangular	1400 x 700				
LTC128D	Rectangular	1200 x 800				
LTC148D	Rectangular	1400 x 800				
Mid Poseur - 905mm High						
LTC06CMP	Circular	ø600				
LTC66MP	Square	600 x 600				
Poseur - 1125mm High						
LTC06CP	Circular	ø600				
LTC66P	Square	600 x 600				



10 Year
Guarantee

LTC TABLES

Tables



LTD TABLES

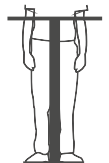
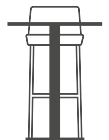


- Chrome Trumpet Base design.
- Available in Circular and Square footprints.



Tables


Code	Top Shape	Top Size	Group Z 25mm MFC	Group B 36mm MFC	Group C 25mm Lam Kiko	Group D 25mm CH Lam Kiko
Coffee - 455mm High						
LTD06CR	Circular	ø600				
LTD66R	Square	600 x 600				
Lounge - 575mm High						
LTD06CL	Circular	ø600				
LTD07CL	Circular	ø700				
LTD08CL	Circular	ø800				
LTD09CL	Circular	ø900				
LTD10CL	Circular	ø1000				
LTD66L	Square	600 x 600				
LTD77L	Square	700 x 700				
LTD88L	Square	800 x 800				
Dining - 745mm High						
LTD06CD	Circular	ø600				
LTD07CD	Circular	ø700				
LTD08CD	Circular	ø800				
LTD09CD	Circular	ø900				
LTD10CD	Circular	ø1000				
LTD66D	Square	600 x 600				
LTD77D	Square	700 x 700				
LTD88D	Square	800 x 800				
Mid Poseur - 905mm High						
LTD06CMP	Circular	ø600				
LTD66MP	Square	600 x 600				
Poseur - 1125mm High						
LTD06CP	Circular	ø600				
LTD66P	Square	600 x 600				



10 Year
Guarantee

LTD TABLES

Tables



LTF BLACK TABLES

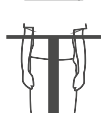
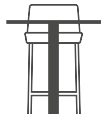
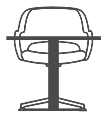


- Black Flat Base design.
- Available in Circular, Square and Rectangular footprints.



Tables


Code	Base & Top shape	Top Size	Group Z 25mm MFC	Group B 36mm MFC	Group C 25mm Lam Kiko	Group D 25mm CH Lam Kiko
Coffee - 455mm High						
LTFB06R	Circular	Ø600				
LTFB66R	Square	600 x 600				
Coffee Twin Pedestal - 455mm High						
LTFB127R	Rectangular	1200 x 700				
LTFB147R	Rectangular	1400 x 700				
LTFB128R	Rectangular	1200 x 800				
LTFB148R	Rectangular	1400 x 800				
Lounge - 575mm High						
LTFB06CL	Circular	Ø600				
LTFB07CL	Circular	Ø700				
LTFB08CL	Circular	Ø800				
LTFB66L	Square	600 x 600				
LTFB77L	Square	700 x 700				
LTFB88L	Square	800 x 800				
Lounge Twin Pedestal Base - 575mm High						
LTFB127L	Rectangular	1200 x 700				
LTFB147L	Rectangular	1400 x 700				
LTFB128L	Rectangular	1200 x 800				
LTFB148L	Rectangular	1400 x 800				
Dining - 745mm High						
LTFB06CD	Circular	Ø600				
LTFB07CD	Circular	Ø700				
LTFB08CD	Circular	Ø800				
LTFB66D	Square	600 x 600				
LTFB77D	Square	700 x 700				
LTFB88D	Square	800 x 800				
Dining Twin Pedestal Base - 745mm High						
LTFB127D	Rectangular	1200 x 700				
LTFB147D	Rectangular	1400 x 700				
LTFB128D	Rectangular	1200 x 800				
LTFB148D	Rectangular	1400 x 800				
Mid Poseur - 905mm High						
LTFB06CMP	Circular	Ø600				
LTFB66MP	Square	600 x 600				
Poseur - 1105mm High						
LTFB06CP	Circular	Ø600				
LTFB66P	Square	600 x 600				
Twin Pedestal Poseur - 1105mm High						
LTFB127P	Rectangular	1200 x 700				
LTFB147P	Rectangular	1400 x 700				
LTFB128P	Rectangular	1200 x 800				
LTFB148P	Rectangular	1400 x 800				



LTF BLACK TABLES

10 Year
Guarantee

Tables



LTF STEEL TABLES

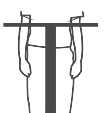
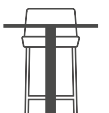
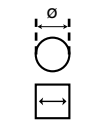


- Stainless Steel Flat Base design.
- Available in Circular, Square and Rectangular footprints.



Tables

Code	Base & Top shape	Top Size	Group Z 25mm MFC	Group B 36mm MFC	Group C 25mm Lam Kiko	Group D 25mm CH Lam Kiko
Coffee - 455mm High						
LTF06R	Circular	Ø600				
LTF66R	Square	600 x 600				
Coffee Twin Pedestal - 455mm High						
LTF127R	Rectangular	1200 x 700				
LTF147R	Rectangular	1400 x 700				
LTF128R	Rectangular	1200 x 800				
LTF148R	Rectangular	1400 x 800				
Lounge - 575mm High						
LTF06CL	Circular	Ø600				
LTF07CL	Circular	Ø700				
LTF08CL	Circular	Ø800				
LTF66L	Square	600 x 600				
LTF77L	Square	700 x 700				
LTF88L	Square	800 x 800				
Lounge Twin Pedestal Base - 575mm High						
LTF127L	Rectangular	1200 x 700				
LTF147L	Rectangular	1400 x 700				
LTF128L	Rectangular	1200 x 800				
LTF148L	Rectangular	1400 x 800				
Dining - 745mm High						
LTF06CD	Circular	Ø600				
LTF07CD	Circular	Ø700				
LTF08CD	Circular	Ø800				
LTF66D	Square	600 x 600				
LTF77D	Square	700 x 700				
LTF88D	Square	800 x 800				
Dining Twin Pedestal Base - 745mm High						
LTF127D	Rectangular	1200 x 700				
LTF147D	Rectangular	1400 x 700				
LTF128D	Rectangular	1200 x 800				
LTF148D	Rectangular	1400 x 800				
Mid Poseur - 905mm High						
LTF06CMP	Circular	Ø600				
LTF66MP	Square	600 x 600				
Poseur - 1105mm High						
LTF06CP	Circular	Ø600				
LTF66P	Square	600 x 600				
Twin Pedestal Poseur - 1105mm High						
LTF127P	Rectangular	1200 x 700				
LTF147P	Rectangular	1400 x 700				
LTF128P	Rectangular	1200 x 800				
LTF148P	Rectangular	1400 x 800				



10 Year
Guarantee

LTF STEEL TABLES

Tables



RECEPTION TABLES



Tables

Code	Description	W	D	H	Group Z 25mm MFC	Group B 36mm MFC	Group C 25mm Lam Kiko	Group D 25mm CH Lam Kiko
Gallen Reception Tables Foot colours available in Natural Wood, Dark Walnut and Black Wood.								
GAL106	Soft Rectangular	1000	x 600	x 435				
GAL088	Soft Square	800	x 800	x 435				
GAL066	Soft Square	600	x 600	x 435				
GALC08	Circular	Ø800	x	435				
GALC06	Circular	Ø600	x	435				
Alvier Wooden Leg Reception Table Wooden leg available in Natural Wood and Dark Walnut.								
NST069W	Soft Rectangular	980	x 680	x 275				
Alvier Sled Leg Reception Table Metalwork available in Black, Grey, Silver or White. Surcharge for Pastel Paint - per item.								
NST069S	Soft Rectangular	980	x 680	x 275				
Adore Reception Table with Rod Frame Metalwork available in Black, Grey, Silver or White. Surcharge for Pastel Paint - per item.								
AD66	Soft Square	600	x 600	x 275				
AD06	Circular	Ø600	x	450				
AD6645	Soft Square	600	x 600	x 450				



Gallen

Alvier Wooden Leg

Alvier Sled Leg

Adore



Code	Description	W	D	Price
------	-------------	---	---	-------

EX10 Panel End Reception Tables - 400mm High 25mm MFC

KNPTRR10	Rectangular	100	x 600	
KNPTRR6	Square	600	x 600	
KNDPTRL	Lozenge	1000	x 600	
KNPTRC8	Circular		ø800	
KNPTRC	Circular		ø600	



Code	Description	Price
HAT	Hat & coat stand	
HATU	Hat & Coat stand with umbrella ring	



10 Year
Guarantee

RECEPTION TABLES

Tables



Adore Circular Reception Table

VONA TABLES

10 Year
Guarantee

Vona table was developed to complement the Vona chair. With its sleek rod frame design and 100% recyclability, it's the perfect match.

- Available with circular and square top panels.
- 25mm MFC top panels
- Optional central port hole (suit power modules)



When specifying Cable Ports -
suffix the table code with code P

Tables

Code	Description	Dimensions	MFC Price
Vona Table			
LS3410CD	Circular	1000ø x 727H	
LS341010S	Square	1000 x 1000 x 727H	



LS3410CD

10 Year
Guarantee

GD3 TABLES

GD3 Table was developed to complement the GD3 Stools. With its sleek rod frame design and 100% recyclability, it's the perfect match.

- Available with circular and square top panels.
- 25mm MFC top panels
- Optional central port hole (suit power modules)



When specifying Cable Ports -
suffix the table code with code P

Code	Description	Dimensions	MFC Price
GD3 Table			
GD3T10CD	Circular	1000ø x 727H	
GD3T1010S	Square	1000 x 1000 x 727H	



Tables



GD3T10CD

GD27 TABLES

10 Year
Guarantee

An industrial inspired table with a square steel tube frame.

Available in two footprints and two heights to use as a contemporary sofa end table or sleek coffee table in any living or commercial space.



Tables

Code	Description	W	L	H	18mm MFC	
Side Table						
GD27A1	Square Single Table	450	x 450	x 455	[Pink square]	[Square icon]
GD27B1	Square Single Table	450	x 450	x 575		[Square icon]
GD27A2	Rectangular Single Table	450	x 915	x 455	[Pink rectangle]	[Rect icon]
GD27B2	Rectangular Single Table	450	x 915	x 575		[Rect icon]
GD27A3	Rectangular Twin Table	450	x 885	x 455	[Pink rectangle]	[Twin icon]
GD27B3	Rectangular Twin Table	450	x 885	x 575		[Twin icon]



Square Single Table



Rectangular Single Table



Rectangular Twin Table



GD27 Side Table MFC

Included are a selection of multi-purpose products that can be used in every-day applications.

Items are available in a variety of finishes allowing them to be used individually or suited with other products.



Code Description W D Price

Laptop Table 18mm Lacquered MDF Top Panel
Metalwork only available in Black, White or Silver
Top Panels available in Black or White

LAPHAM 625/1050h 520 x 380
height adjustable



Laptop Tables 25mm MFC Top Panels
Metalwork only available in Black, White or Silver

LAPHA 625/1050h 400 x 350
height adjustable
LAPST 650h fixed height 400 x 350



Code Description W D MFC Price

Telephone / Fax Tables

FT80Z 800 x 450
FT60Z 600 x 450



Code Description W D MFC Price

Folding Exam Table

ETF86Z 860 x 500



Exam Table

ET86Z Top Dimensions 765 x 504
Overall Dimensions 860 x 504



Folding Exam Table Trolley

ETFT To suit 25x folding exam tables 1650 x 930



Code Description W D H Price

Glass Clear Top

Conical legs available in Black or Chrome.

GLAS9S Rectangular 950 x 500 x 350
GLAS5S Square 500 x 500 x 350

Code Description W D H Price

Glass Frosted Top

Conical legs available in Black or Chrome.

GLAS9F Rectangular 950 x 500 x 350
GLAS5F Square 500 x 500 x 350
GLAS6F Circular Ø500 x 350



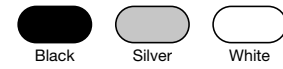
GLASS Reception Table

RELO TABLES



A continuation of calm: Gresham introduces its new Relo table range. Crafted to seamlessly complement Gresham's Relo collection of rounded chairs, the new Relo table range supports designers in creating comforting, calming schemes. Mirroring the unmistakable curves of Relo, the tables offer a visual link back to their aesthetic inspiration; that of sea-smoothed pebbles and stones emerging from turbulent waters. Available in 9 variations, versatility is offered as standard. From larger, two-tiered designs to smaller options, there's a combination to suit all contemporary spaces. The circular tabletop is created from MFC (Melamine Faced Chipboard), and the statement 20mm geometric steel frames can be chosen in Black, White, Grey or Silver.

Available Frame Colours



Tables



RELTA1
Small Low Circular Table



RELTA2
Small High Circular Table



RELTB1
Large Circular Table



RELTB2
Large Circular Table with Shelf





RELO TABLES

Code	Description	Width	Depth	Height	MFC
RELTA1	Small Low Circular Table	Ø495	x	455	
RELTA2	Small High Circular Table	Ø495	x	575	
RELTB1	Large Circular Table	Ø740	x	455	
RELTB2	Large Circular Table with Shelf	Ø740	x	455	
RELTC1	Low Cylindrical Table	1240	x 500	x 455	
RELTC2	High Cylindrical Table	1240	x 500	x 575	
RELTC3	High Cylindrical Table with Shelf	1240	x 500	x 575	
RELTD1	Low Cylindrical Table with Circular Shelf	1240	x 500	x 455/570	
RELTD2	High Cylindrical Table with Circular Shelf	1240	x 500	x 575/690	



RELTC1
Low Cylindrical Table



RELTC2
High Cylindrical Table



RELTC3
High Cylindrical Table with Shelf



RELTD1
Low Cylindrical Table with Circular Shelf







RELTD2
High Cylindrical Table with Circular Shelf



INTRODUCTION

SCREENS & PODS



INTRODUCTION SCREENS & PODS



For board finishes please see Technical Information section.



For GOF Screen fabrics please see Technical Information section (Guarantees shown exclude upholstery).



For GOF Screen Acrylics please see Technical Information section.



GOF Screen accessories available.

GOF SCREEN COLOURED FROSTED ACRYLICS (SURCHARGE)

				
S2 9T21 Stone Grey	S2 4T50 Chilli Red	S2 2T07 Citrus Yellow	S2 7T28 Sapphire Blue	S2 3T17 Mandarin Orange
				
S2 6T21 Glacier Green	S2 7T77 Arctic Blue	S2 4T46 Blush Pink	S2 7T58 Aurora Violet	S2 6T9A Lime Zest
				
S2 7T1F Azure Blue	S2 7T69 Electric Blue	S2 9221 Midnight Black		

GOF & MESA PLUS SCREEN FABRICS

Band 1
Camira Cara
Camira Carlow
Camira Lucia
Camira Sonus
Inloom Bondai 170

Band 2
Camira Lucia CS


Band 3
Camira Blazer Lite
Camira Nexus

GOF SCREEN ACRYLICS

PERSPEX




S2 000
Clear



S2 030
Polar Frost

KULTURE HABITAT SCREENS & PODS



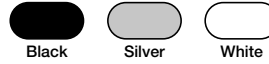
Thoroughly fit for the contemporary workplace, our Kulture Habitat Pods respond directly to the needs of both employees and employers. Providing an adaptable space that can facilitate quiet 'heads down' tasks, small-scale collaboration, or group meetings, this is a beautifully efficient solution that can be made to fit all. Personalise your Pod by choosing from a range of bespoke options, from single or half glazed and upholstered walls, to a canopy fitted with stylish, sound absorbent PET panels, and a booth with integrated table - there's a combination to suit every scheme.

Please Note: The Canopy and Booth are not available as standalone products. They must be used in conjunction with Kulture Habitat Glazed Pods.

Product Features



Available Frame Colours



Please Note: Prices do not include installation which is mandatory by Gresham qualified installers. Installation costs will be an additional charge and will be supplied on completion of a Gresham consultation or site survey form.

Screens & Pods

Kulture Habitat Fabric Options

Fabric Band A			
Camira Cara	EN 1021 / BS 476 P7 -	100% Polypropylene	x
Camira Carlow	C&M -	100% Polypropylene	x
Camira Citadel	C&M 30,000	100% FR Polypropylene	
Camira Gravity	C&M 80,000	76% Polyester, 24% Recycled Polyester	
Camira Rivet	C&M 80000	100% Recycled Polyester	
Inloom Erika	C&M 70,000	100% Polyester	
Fabric Band B			
Camira Aspect	CRIB 5 50,000	75% Trevira CS FR Polyester, 25% Polyester	
Camira Blazer	C&M 50,000	100% Virgin Wool	
Camira Blazer Lite	BS 476 -	100% Virgin Wool	x
Camira Patina	CRIB 5 100,000	69% Wool, 22% Flax, 8% Polyamide, 1% Viscose	
Camira Synergy 170	C&M 100,000	95% Virgin Wool, 5% Polyamide	x
Camira Synergy	C&M 100,000	95% Virgin Wool, 5% Polyamide	
Camira X2	CRIB 5 100,000	100% Recycled FR Polyester	
Inloom One	C&M 100,000	100% Recycled FR Polyester	
Inloom Jet Bioactive	CRIB 5	100% Polyester	
Inloom Roccia	CRIB5	100% Polyester	
Agua Buro	CRIB 5	100% Treated Polyester	

x - Denotes seating is not available in this fabric





KULTURE HABITAT SCREENS & PODS



Screens & Pods

Kulture Habitat PET Colour Options



Single Glazed Pods

Strong in both form and function, our Single Glazed Habitat Pod comprises a seamless meeting room solution - offering a quiet corner away from the hustle and bustle of the main workspace for calls, chats, and head's down work.

Standard Features

- Acoustically tested to BSEN ISO 140 and rated at 36dB noise reduction.
- 55mm sound absorbing upholstered panels.
- 22mm double glazed glass panels with stripe manifestations.
- 8mm glass door with stripe manifestations.
- 52mm sound absorbing ceiling panels upholstered in light grey.
- Integrated ceiling cover included as standard.
- Integrated facilities arch included as standard housing lighting system.
- PIR operated, high output - low voltage, diffused dual LED strip lighting included as standard.

Options

- Air circulation fan available with 216m³/h airflow.
- Flush mounted modules available with power, charge, data, HDMI & VGA
- Alternative widths and depths available on request.
- Alternative panel finishes available on request.



KHP2020WG
2 Person Pod
2000w x 2000d



KHP2520WG
2 Person Pod
2500w x 2000d



KHP3020WG
3 Person Pod
3000w x 2000d



KHP3520WG
3 Person Pod
3500w x 2000d



KHP2024WG
2 Person Pod
2000w x 2400d



KHP2524WG
2 Person Pod
2500w x 2400d



KHP3024WG
3 Person Pod
3000w x 2400d



KHP3524WG
3 Person Pod
3500w x 2400d

Single Glazed Pods

Model	Dimensions (mm)	Height (mm)	Suitable for	Suitable Table	Band A	Band B
KHP2020WG	2000w x 2000d	2200	2 People	800mm Dia.		
KHP2520WG	2500w x 2000d	2200	2 People	800mm Dia.		
KHP3020WG	3000w x 2000d	2200	3 People	800mm Dia.		
KHP3520WG	3500w x 2000d	2200	3 People	800mm Dia.		
KHP2024WG	2000w x 2400d	2200	2 People	800mm Dia.		
KHP2524WG	2500w x 2400d	2200	2 People	800mm Dia.		
KHP3024WG	3000w x 2400d	2200	3 People	800mm Dia.		
KHP3524WG	3500w x 2400d	2200	3 People	800mm Dia.		



Half Glazed Pods

Extending the design possibilities of our Habitat Pods is the Half Glazed range, which allows natural light to flow into the space from both sides. When incorporated into a workplace scheme, it efficiently, and beautifully, promotes privacy.

Optional Extras

- Air circulation fan
- Flush 1x UK Power Socket
- Flush 2x UK Power Sockets
- Flush 1x TUF Socket (1x USB & 1x USB-C)
- TV/Monitor Mount Bracket (32"-50")
- Sliding Door Lock
- Slow Door Close System
- Dimmable Remote Control



Screens & Pods



KHP2020HG
2 Person Pod
2000w x 2000d



KHP2520HG
2 Person Pod
2500w x 2000d



KHP3020HG
3 Person Pod
3000w x 2000d



KHP3520HG
3 Person Pod
3500w x 2000d



KHP2024HG
2 Person Pod
2000w x 2400d



KHP2524HG
2 Person Pod
2500w x 2400d



KHP3024HG
3 Person Pod
3000w x 2400d



KHP3524HG
3 Person Pod
3500w x 2400d

Half Glazed Pods

Model	Dimensions (mm)	Height (mm)	Suitable for	Suitable Table	Band A	Band B
KHP2020HG	2000w x 2000d	2200	2 People	800mm Dia.		
KHP2520HG	2500w x 2000d	2200	2 People	800mm Dia.		
KHP3020HG	3000w x 2000d	2200	3 People	800mm Dia.		
KHP3520HG	3500w x 2000d	2200	3 People	800mm Dia.		
KHP2024HG	2000w x 2400d	2200	2 People	800mm Dia.		
KHP2524HG	2500w x 2400d	2200	2 People	800mm Dia.		
KHP3024HG	3000w x 2400d	2200	3 People	800mm Dia.		
KHP3524HG	3500w x 2400d	2200	3 People	800mm Dia.		

KULTURE HABITAT SCREENS & PODS



Canopy Pods

Limited space doesn't have to mean compromise. Our Canopy range allows a portion of the office to be separated for collaborative work, facilitating privacy and minimising disturbance to those situated close-by.

Standard Features

- Add-On Open Canopy with stylish PET panels, a material manufactured from recycled sources and has a great environmental story.
- PET is naturally sound absorbing so whilst refreshing an office environment you can help reduce reverberation at the same time.
- 12mm thick PET acoustically tested to ASTM C423-17 with NRC 0.80
- PET panels available in a variety of colours.



Screens & Pods



KHC1820
4 Person Pod
1800w x 2000d



KHC2320
4 Person Pod
2300w x 2000d



KHC1824
4 Person Pod
1800w x 2400d



KHC2324
4 Person Pod
2300w x 2400d

Canopy Pods

Model	Dimensions (mm)	Height (mm)	Suitable for	Suitable Table	Price
KHC1820	1800w x 2000d	2200	4 People	1200mm x 800mm	
KHC2320	2300w x 2000d	2200	4 People	1400mm x 800mm	
KHC1824	1800w x 2400d	2200	4 People	1200mm x 800mm	
KHC2324	2300w x 2400d	2200	4 People	1400mm x 800mm	



Booth Pods

Providing an informal space for collaboration, our Booths, with integrated seating and table, offer a comfortable, semi-enclosed area for one-on-one discussions, small group meetings and the completion of solo tasks.

Standard Features

- Add-On seating booth with integrated table.
- Table at 727mm high with single post support leg.
- Post mounted brushed steel task light included.

Optional Extras

- Flush 1x UK Power Socket
- Flush 2x UK Power Sockets.....
- Flush 1x TUF Socket (1x USB & 1x USB-C)
- TV/Monitor Mount Bracket (32"-50")



Screens & Pods



KHB0820
2 Person Pod
800w x 2000d



KHB1220
4 Person Pod
1200w x 2000d



KHB1620
4-6 Person Pod
1600w x 2000d



KHB0824
2 Person Pod
800w x 2400d



KHB1224
4 Person Pod
1200w x 2400d



KHB1624
4-6 Person Pod
1600w x 2400d

Booth Pods

Model	Dimensions (mm)	Height (mm)	Suitable for	Supplied Table	Band A	Band B
KHB0820	800w x 2000d	2200	2 People	800mm x 750mm		
KHB1220	1200w x 2000d	2200	4 People	1200mm x 750mm		
KHB1620	1600w x 2000d	2200	4-6 People	1600mm x 750mm		
KHB0824	800w x 2400d	2200	2 People	800mm x 1000mm		
KHB1224	1200w x 2400d	2200	4 People	1200mm x 1000mm		
KHB1624	1600w x 2400d	2200	4-6 People	1600mm x 1000mm		

MIRAGE HUTCH SCREENS & PODS



Designed in response to the needs of the contemporary workplace, our Mirage Hutch range not only offers functionality, but comprises a stylish office focal point, too. Available as either a two, four or six-seater pod, with a flat or pitched roof, this unique product can be customised to suit any space, and all interior styles. Choose to upholster your pod in one single shade of fabric, or pair two complementary or contrasting tones to create all-out statement.

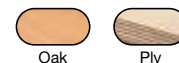
Product Features




Available Frame Colours



Available Wood Finishes



Screens & Pods



Model	Roof Style	Dimensions (mm)	Height (mm)	Suitable for	Lighting	Band A	Band B
MCON02PS	Pitched Roof	2000w x 800d	2100	2 People	LED Spotlight		
MCON02PP	Pitched Roof	2000w x 800d	2100	2 People	Pendant Light		
MCON04PS	Pitched Roof	2000w x 1200d	2100	4 People	LED Spotlight		
MCON04PP	Pitched Roof	2000w x 1200d	2100	4 People	Pendant Light		
MCON06PS	Pitched Roof	2000w x 1900d	2100	6 People	LED Spotlight		
MCON06PP	Pitched Roof	2000w x 1900d	2100	6 People	Pendant Light		
MCON01FS	Flat Roof	1100w x 800d	2100	1 People	LED Spotlight		
MCON02FS	Flat Roof	2000w x 800d	2100	2 People	LED Spotlight		
MCON02FP	Flat Roof	2000w x 800d	2100	2 People	Pendant Light		
MCON04FS	Flat Roof	2000w x 1200d	2100	4 People	LED Spotlight		
MCON04FP	Flat Roof	2000w x 1200d	2100	4 People	Pendant Light		
MCON06FS	Flat Roof	2000w x 1900d	2100	6 People	LED Spotlight		
MCON06FP	Flat Roof	2000w x 1900d	2100	6 People	Pendant Light		



MIRAGE HUTCH SCREENS & PODS

Mirage Hutch Fabric Options

Fabric Band A				
Camira Carlow	C&M	-	100% Polypropylene	x
Camira Citadel	C&M	30,000	100% FR Polypropylene	
Camira Gravity	C&M	80,000	76% Polyester, 24% Recycled Polyester	
Camira Rivet	C&M	80000	100% Recycled Polyester	
Fabric Band B				
Camira Aspect	CRIB 5	50,000	75% Trevira CS FR Polyester, 25% Polyester	
Camira Blazer	C&M	50,000	100% Virgin Wool	
Camira Blazer Lite	BS 476	-	100% Virgin Wool	x
Camira Oceanic	BS 7176	100,000	100% Recycled Polyester including 50% SEAQUAL yarn	
Camira Patina	CRIB 5	100,000	69% Wool, 22% Flax, 8% Polyamide, 1% Viscose	
Camira Synergy 170	C&M	100,000	95% Virgin Wool, 5% Polyamide	x
Camira Synergy	C&M	100,000	95% Virgin Wool, 5% Polyamide	
Camira X2	CRIB 5	100,000	100% Recycled FR Polyester	
Inloom Jet Bioactive	CRIB 5		100% Polyester	
Inloom Roccia	CRIB5		100% Polyester	
Agua Buro	CRIB 5		100% Treated Polyester	

x - Denotes seating is not available in this fabric



Oak Wood - Seats: Camira Synergy Intertwine LDS42 / Walls: Camira Synergy Summon LDS45 (Shown without Vertical Channel - POA)

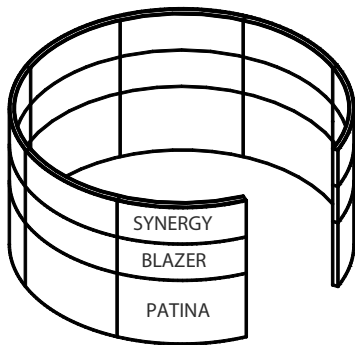
MIRAGE PODS & GE MOBILE

Mirage Pod & GE Mobile fabrics differ from our standard fabric bands. Fabrics for these products have a laminated foam backing that increases sound absorbency. A number of fabric selections for Mirage Pods and GE Mobile are available as shown.

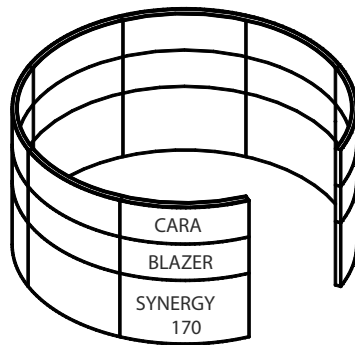
Mirage Pods & GE Mobile can have different tiered levels in alternative fabrics as illustrated below. If all the chosen fabrics are all from the same selection, then please choose the relevant fabric selection price. If the chosen fabrics are a mixture of selections, then choose the highest relevant fabric selection price.

Other fabrics may be available on request - POA. Fabrics not shown in Selections 1-4 may be subject to testing.

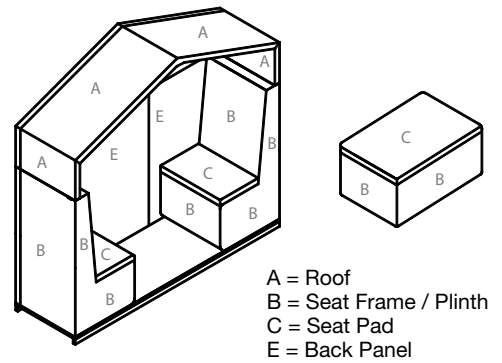
Screens & Pods



Example:
Fabrics from same selection
(Fabric Selection 4 Price)



Example:
Mixture of fabrics from different selections
(Fabric Selection 3 Price - Highest)



MIRAGE LITE/TACKABLE & GE6

Due to manufacturing processes Mirage Lite & GE6 fabric options differ from our standard screen fabric bands and the available fabrics are shown in their relevant section of the Product Guide. Prices shown are for single colour fabrics only. Tackable versions of Mirage Lite are available for a surcharge.

Other fabrics may be available on request - POA. Mirage Lite Acoustic desk top screens are also available on request – POA.

5 Year
Guarantee

MIRAGE PODS SCREENS & PODS

Screens & Pods



Mirage Colorado Semi Circular Pod

MIRAGE PODS

Workspace design has evolved over the decades to meet the changing demands of the workplace and the needs of the people who work in them.

Today, the very best contemporary workspaces are designed to provide not only functional efficiency, but be responsive to the needs of employees in terms of enhancing productivity and promoting personal wellbeing. Smart lateral thinking is required to create a multi-purpose environment that successfully achieves these goals, all within one singular space.

Able to transform a chaotic open plan spaces into an oasis of calm, where zones designed for privacy, for collaborative work, and for core activities function together seamlessly, the Mirage family of pods are the product of such thinking.

Mirage uses high quality materials to create aesthetically pleasing modular pods for employees to work in. Their carefully crafted panels and coloured trim reflects the purpose of each pod and how it will be used. Subtle, tranquil hues enhance quiet contemplation, for example, while bright, vibrant shades help to create a stimulating workspace that facilitates increased creativity and productivity.

As well as helping you to reorganise your office in order to make best use of existing floorspace, Mirage Pods also help to provide noise control for energetic working environments. Slimline panels can reduce noise levels by up to 30 decibels, meaning that private spaces remain private, while the acoustics in shared spaces promote great communication.



5 Year
Guarantee

MIRAGE PODS SCREENS & PODS



MIRAGE PODS SCREENS & PODS

5 Year
Guarantee

Screens & Pods

GOBI STUDY POD

Single occupancy Gobi pods provide quiet work areas that allow users to focus on specific tasks in an environment that minimises distractions caused by external noise. These pods are cosy, ergonomically designed, and perfectly suited for their purpose. You have the option of selecting modules equipped for either permanently based equipment or mobile devices, or both, depending on your requirements. The most popular Gobi pods are of a two-tier height that works to create a protective cocoon around seated users. When standing, users are able to get a clear view of surrounding open plan areas. Gobi individual pods have a relatively small footprint, making them easy to place, and are also available in a slightly taller version, shaped like a phone booth, which has a roof plus perch points for users. These taller pods also have a useful integral light that is activated as the user approaches the booth.



SONORAN WORK POD

Sonoran pods are designed to provide private, separate workspaces that can be clustered together in different configurations. They are ideal for housing team members or workers who benefit from being geographically close together but who still want to occupy an individual unit. The integral work surfaces are generally straight rather than curved, giving the pods a streamlined appearance. You also have the option of adding service modules and cabling as required for permanently installed equipment, as well as for mobile devices. Configuring your Sonoran pods couldn't be easier. Select single-sided pods allow users to share walls or opt for a back-to-back layout if preferred. When clustered, these pods make the most of existing floor space, allowing you to provide workspace for a greater number of people per square metre. Sonoran pods are extremely efficient and cost effective, requiring few components.



MIRAGE PODS SCREENS & PODS

5 Year
Guarantee

ATACAMA STUDY POD

If your workplace requires pod clusters that can function like hot desk stations, Atacama pods with shared components provide an ideal solution. Each pod has a triangular shape, which allows for the creation of a zigzag footprint when clustered with other Atacama pods, with each user being placed in the resultant zigzag corner. Work surfaces are designed to allow cabling to pass neatly through a cut-out space, and configured so that its possible to mount flat screen monitors or place desk top service modules within easy reach of occupants. With smaller work surfaces than Sonoran pods, people are less likely to clutter up the tapered space with personal effects. Atacama is the ideal pod for workers who need everything to hand when they drop in for a short period of time before moving on. This is a highly efficient solution that maximises available space for a mobile workforce.



Screens & Pods



SAHARA MEETING POD

Shared workspaces need to be carefully structured to make the most of the available space, as well as enhance the type of activity taking place within them. Sahara pods are designed to create a multiple occupancy workspace that facilitates collaborative work in a quiet environment. Thanks to its acoustic dampening function, whether you want to create a quiet collaborative working space, free from distractions within an open plan area, or a room in which lively discussion can be contained, Sahara pods can do both. The flexibility of the Sahara system means you can choose from a range of larger pods with options for the number of tiers required. Single tiers can be used to delineate space, while units with additional tiers allow for increased privacy. To create shared service areas for printers and photocopiers, simply use Sahara to encircle equipment and deaden the sound.



MIRAGE PODS

SCREENS & PODS



COLORADO MEETING POD

Colorado pods have gently curved walls, and are therefore ideal for creating layouts that are less angular and more fluid by design. Use of such aesthetics softens interior spaces, making them perfect environments for use as informal break-out areas, or as comfortable rooms in which to hold formal meetings and conference activities. As with Sahara pods, additional tiers can be added to Colorado units for privacy purposes, and there is also the option to choose whether you'd like the pod to have one or two entry points. This might depend, for example, on the level of access you need, as well as on what type of activities you plan for the pod. Furniture options include soft seating, suitable for informal activities, and dining or meeting and conference furniture for more formal events. You can structure Colorado pods exactly as you wish for specific activities, such as staff training sessions or briefings.



Screens & Pods



KARAKUM MEETING POD


The Karakum range offers the perfect solution for housing small, private groups. The pod walls are three tiers high, above which can be found an integral roof. Pods suitable for occupancy by two, four or six occupants are available, in-line with your needs, as are units that include efficient LED lighting. Sensors for the lighting are triggered when Karakum is occupied, and will switch off when the pods are empty, ensuring optimal energy efficiency. Despite having a roof, the Karakum pod is designed to promote clean air circulation, helping users to stay focused and motivated. Selecting furniture from the options available will allow you to determine how the pod is to be used. Services can be routed from the floor upwards via the walls, as is the case with all Mirage pods, to feed adjacent or fixed work surfaces as well as suspended equipment such as monitors and projectors.




MIRAGE PODS SCREENS & PODS




Screens & Pods



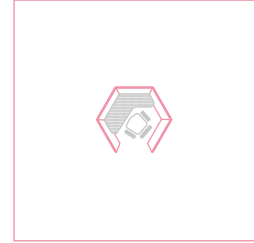
MP20R-12
Single User Right Hand
Study Pod




MP20L-12
Single User Left Hand
Study Pod




MP21R-18
Single User Right Hand
Study Pod




MP21L-18
Single User Left Hand
Study Pod



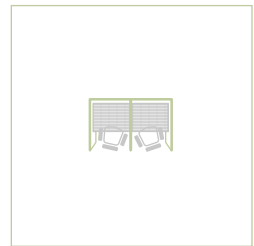
MP23-17
Single User
Study Pod



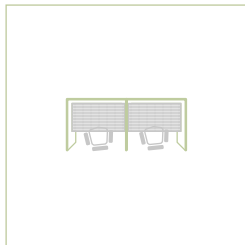
MP1-10
Small Single User
Work Pod




MP1-14
Large Single User
Work Pod




MP3-10
Small 2 User
Work Pod



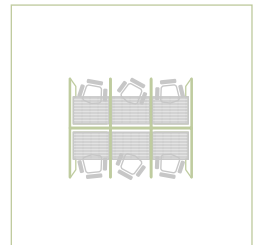
MP3-14
Large 2 User
Work Pod



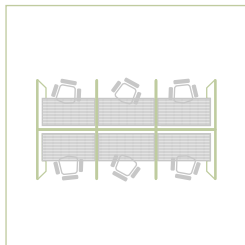
MP5-10
Small 3 User
Work Pod



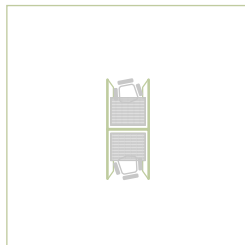
MP5-14
Large 3 User
Work Pod



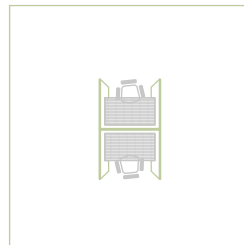
MP6-10
Small 6 Facing User
Work Pod



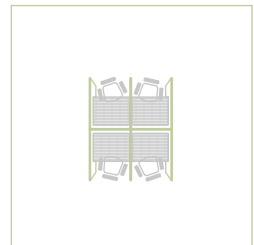
MP6-14
Large 6 Facing User
Work Pod



MP2-10
Small 2 Facing User
Work Pod



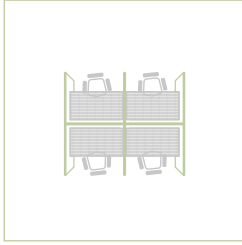
MP2-14
Large 2 Facing User
Work Pod



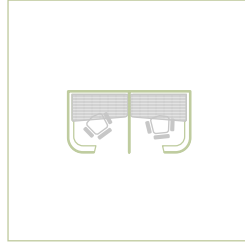
MP4-10
Small 4 Facing User
Work Pod

Key:


- Gobi
- Sahara
- Sonoran
- Colorado
- Atacama
- Karakum



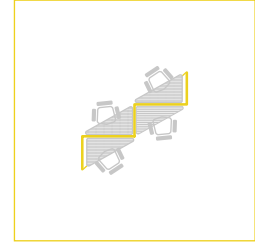
MP4-14
Large 4 Facing User
Work Pod



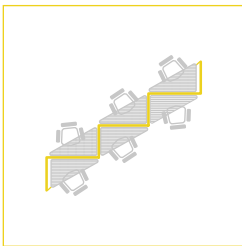
MP14-29
2 User
Work Pod



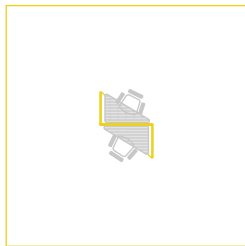
MP7L-12
2 User Left Hand
Zig Zag Study Pod



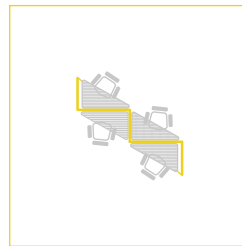
MP7L-23
4 User Left Hand
Zig Zag Study Pod



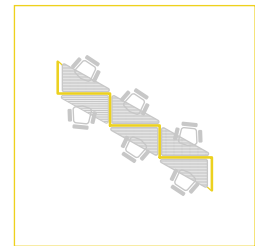
MP7L-32
6 User Left Hand
Zig Zag Study Pod



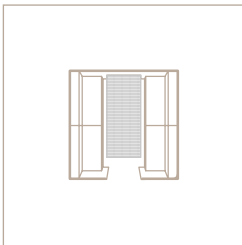
MP7R-12
2 User Right Hand
Zig Zag Study Pod



MP7R-23
4 User Right Hand
Zig Zag Study Pod

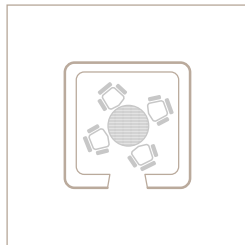


MP7R-32
6 User Right Hand
Zig Zag Study Pod



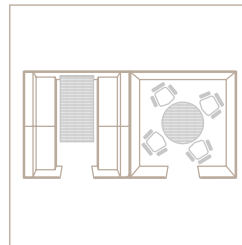
MP11-25
Single Entry Square
Meeting Pod

Fits: 4x LS24B1 2 Seater Sofas
and up to 2000w x 800d Dining
Height Table (Not Supplied)



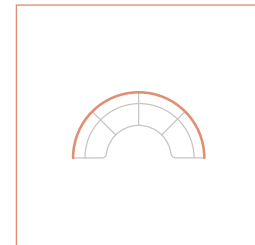
MP10-30
Single Entry Square
Meeting Pod

Fits: 1000Ø Table and 4 Chairs
(Not Supplied)



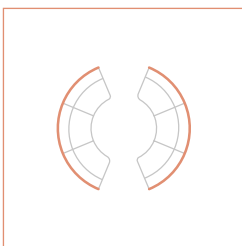
MP12-50
Twin Entry Rectangular
Meeting Pod

Fits: 4x LS24B1 2 Seater Sofas
and up to 2000w x 800d Dining
Height Table and 1000Ø Table
and 4 Chairs (Not Supplied)



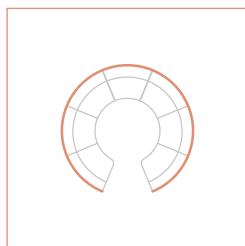
MP28-30
Semi-Circular
Meeting Pod

Fits: 4x LS24D1 Small Curved
Seater Sofas (Not Supplied)



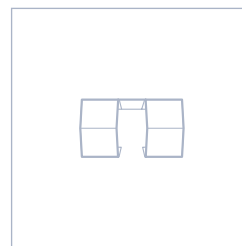
MP25-30
Twin Entry Circular
Meeting Pod

Fits: 6x LS24D1 Small Curved
Seater Sofas (Not Supplied)



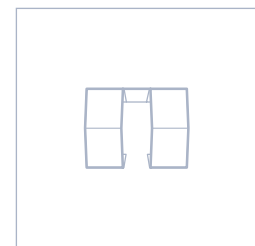
MP26-30
Single Entry Circular
Meeting Pod

Fits: 7x LS24D1 Small Curved
Seater Sofas (Not Supplied)



MP17-13
4 User Meeting Pod
with Angled Roofs

Fits: 2x LS24B1 2 Seater Sofas
and up to 1000w x 800d Dining
Height Table (Not Supplied)



MP17-18
6 User Meeting Pod
with Angled Roofs

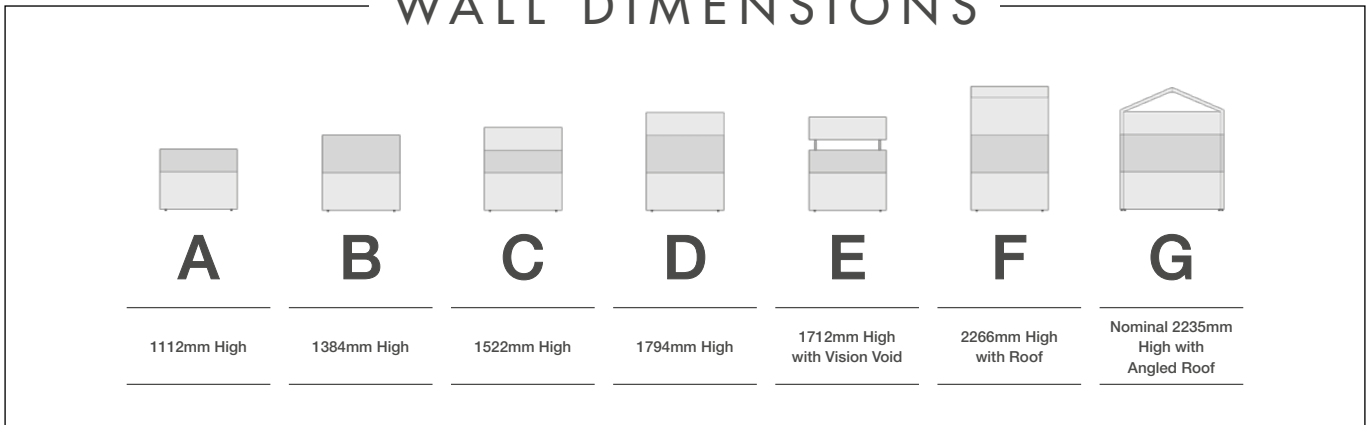
Fits: 2x LS24C1 3 Seater Sofas
and up to 1400w x 800d Dining
Height Table (Not Supplied)

MIRAGE POD & GE MOBILE FABRIC SELECTIONS

Fabric Selection 1	Fabric Selection 2	Fabric Selection 3	Fabric Selection 4
Camira Cara Camira Carlow	Camira Blazer Lite Inloom One	Camira Synergy 170 Camira Advantage	Camira Aspect Camira Blazer Camira Patina Camira Synergy Camira X2 Agua Buro Camira Canopy Camira Quest Agua Buro

Screens & Pods

WALL DIMENSIONS



OVERALL DIMENSIONS

GOBI			SONORAN			ATACAMA		
	OA Width	OA Depth		OA Width	OA Depth		OA Width	OA Depth
MP20R-12	1294	1108	MP1-10	1000	1200	MP7L-12	1255	1545
MP20L-12	1294	1108	MP1-14	1400	1200	MP7R-12	1255	1545
MP21R-18	1800	1559	MP3-10	1945	1200	MP7L-23	2455	2290
MP21L-18	1800	1559	MP3-14	2745	1200	MP7R-23	2455	2290
MP23-17	855	1710	MP5-10	2890	1200	MP7L-32	3655	3035
			MP5-14	4090	1200	MP7R-32	3655	3035
			MP6-10	2890	2400			
			MP6-14	4090	2400			
			MP2-10	1000	2400			
			MP2-14	1400	2400			
			MP4-10	1945	2400			
			MP4-14	2745	2400			
			MP14-29	2900	1400			
SAHARA			COLORADO			KARAKUM		
	OA Width	OA Depth		OA Width	OA Depth		OA Width	OA Depth
MP11-25	2500	2600	MP28-30	3110	1555	MP17-13	2400	1370
MP10-30	3000	3000	MP25-30	3110	2873	MP17-18	2400	1870
MP12-50	5000	2600	MP26-30	3110	2992			

ELECTRICAL ACCESSORIES



DTPT-20
1x UK Power & Twin
USB Fast Charge 2x Cat 6 Data
(Desk top fixing only)



DTPT02U
2x UK Power & Twin
USB Fast Charge
(Desk top fixing only)



CLWP3
Starter Cable 3000mm
GST18/3 Female to 13A UK Plug



MPDTPXT/DTPXT
1x UK Power & Twin
USB Fast Charge
(POA)



DTPCA
Qi Compatible Aircharge Module
with Black Inner & Aluminium Bezel
(Desk top fixing only)



DTPCB
Qi Compatible Aircharge Module
with Black Inner & Black Bezel
(Desk top fixing only)



MPORT
80mm Dia. Circular
Double Sided Cable Port (Black)
(Wall panel fixing only per port)



MPORT
80mm Dia. Circular
Double Sided Cable Port (Silver)
(Wall panel fixing only per port)



MPORT
80mm Dia. Circular
Double Sided Cable Port (White)
(Wall panel fixing only per port)

STATIONERY ACCESSORIES



VSTRA1
A4 Landscape Paper Tray
Available in Black or Silver



VSTRA2
A4 Portrait Paper Tray
Available in Black or Silver



VSTRA4
Stationery Tray
Available in Black or Silver

Fabric Selection 1

Please ensure when contacting our Sales Department full descriptions are used. Sales codes are made up of three elements: Product Code, Wall Height and Cable Management Type. For Cable Ports use 'P' and for Scallop Tops use 'S'. Example: Sonoran with Level Height B with Cable Port would read MP5-14-B-P.

Key:

- Supplied with Cable Ports in Top Panel
- Supplied with PIR LED Lighting
- Option of Scallop/Cable Ports in Top Panel

Height Options	
A	1112mm High
B	1384mm High
C	1522mm High
D	1794mm High
E	1712mm High with Vision Void
F	2266mm High with Roof
G	Nominal 2235mm High with Angled Roof

Screens & Pods

GOBI

Code	Description	Key
MP20R-12	Single User Right Hand	■
MP20L-12	Single User Left Hand	■
MP21R-18	Single User Right Hand	■
MP21L-18	Single User Left Hand	■
MP23-17	Single User Semi Circular	■

	A	B	C	D	E	F	G

SONORAN

Code	Description	Key
MP1-10	Small Single User	■
MP1-14	Large Single User	■
MP3-10	Small 2 User	■
MP3-14	Large 2 User	■
MP5-10	Small 3 User	■
MP5-14	Large 3 User	■
MP6-10	Small 6 Facing User	■
MP6-14	Large 6 Facing User	■
MP2-10	Small 2 Facing User	■
MP2-14	Large 2 Facing User	■
MP4-10	Small 4 Facing User	■
MP4-14	Large 4 Facing User	■
MP14-29	2 User Divider Wall	■

	A	B	C	D	E	F	G

ATACAMA

Code	Description	Key
MP7L-12	2 User Left Hand	■
MP7R-12	2 User Right Hand	■
MP7L-23	4 User Left Hand	■
MP7R-23	4 User Right Hand	■
MP7L-32	6 User Left Hand	■
MP7R-32	6 User Right Hand	■

	A	B	C	D	E	F	G

SAHARA

Code	Description	Key
MP11-25	Single Entry Square	■
MP10-30	Single Entry Soft Square	■
MP12-50	Twin Entry Rectangular	■

	A	B	C	D	E	F	G

COLORADO

Code	Description	Key
MP28-30	Semi Circular	■
MP25-30	Twin Entry Circular	■
MP26-30	Single Entry Circular	■

	A	B	C	D	E	F	G

KARAKUM

Code	Description	Key
MP17-13	4 User Angled Roof	■
MP17-18	6 User Angled Roof	■

	A	B	C	D	E	F	G



Fabric Selection 2

Please ensure when contacting our Sales Department full descriptions are used. Sales codes are made up of three elements: Product Code, Wall Height and Cable Management Type. For Cable Ports use 'P' and for Scallop Tops use 'S'.
Example: Sonoran with Level Height B with Cable Port would read MP5-14-B-P.

Key:

- Supplied with Cable Ports in Top Panel
- Supplied with PIR LED Lighting
- Option of Scallop/Cable Ports in Top Panel

Height Options

- A 1112mm High
- B 1384mm High
- C 1522mm High
- D 1794mm High
- E 1712mm High with Vision Void
- F 2266mm High with Roof
- G Nominal 2235mm High with Angled Roof

GOBI

Code	Description	Key
MP20R-12	Single User Right Hand	■
MP20L-12	Single User Left Hand	■
MP21R-18	Single User Right Hand	■
MP21L-18	Single User Left Hand	■
MP23-17	Single User Semi Circular	■

	A	B	C	D	E	F	G

SONORAN

Code	Description	Key
MP1-10	Small Single User	■
MP1-14	Large Single User	■
MP3-10	Small 2 User	■
MP3-14	Large 2 User	■
MP5-10	Small 3 User	■
MP5-14	Large 3 User	■
MP6-10	Small 6 Facing User	■
MP6-14	Large 6 Facing User	■
MP2-10	Small 2 Facing User	■
MP2-14	Large 2 Facing User	■
MP4-10	Small 4 Facing User	■
MP4-14	Large 4 Facing User	■
MP14-29	2 User Divider Wall	■

	A	B	C	D	E	F	G

ATACAMA

Code	Description	Key
MP7L-12	2 User Left Hand	■
MP7R-12	2 User Right Hand	■
MP7L-23	4 User Left Hand	■
MP7R-23	4 User Right Hand	■
MP7L-32	6 User Left Hand	■
MP7R-32	6 User Right Hand	■

	A	B	C	D	E	F	G

SAHARA

Code	Description	Key
MP11-25	Single Entry Square	■
MP10-30	Single Entry Soft Square	■
MP12-50	Twin Entry Rectangular	■

	A	B	C	D	E	F	G

COLORADO

Code	Description	Key
MP28-30	Semi Circular	■
MP25-30	Twin Entry Circular	■
MP26-30	Single Entry Circular	■

	A	B	C	D	E	F	G

KARAKUM

Code	Description	Key
MP17-13	4 User Angled Roof	■
MP17-18	6 User Angled Roof	■

	A	B	C	D	E	F	G

Fabric Selection 3

Please ensure when contacting our Sales Department full descriptions are used. Sales codes are made up of three elements: Product Code, Wall Height and Cable Management Type. For Cable Ports use 'P' and for Scallop Tops use 'S'. Example: Sonoran with Level Height B with Cable Port would read MP5-14-B-P.

Key:

- Supplied with Cable Ports in Top Panel
- Supplied with PIR LED Lighting
- Option of Scallop/Cable Ports in Top Panel

Height Options	
A	1112mm High
B	1384mm High
C	1522mm High
D	1794mm High
E	1712mm High with Vision Void
F	2266mm High with Roof
G	Nominal 2235mm High with Angled Roof

Screens & Pods

GOBI

Code	Description	Key
MP20R-12	Single User Right Hand	■
MP20L-12	Single User Left Hand	■
MP21R-18	Single User Right Hand	■
MP21L-18	Single User Left Hand	■
MP23-17	Single User Semi Circular	■

	A	B	C	D	E	F	G

SONORAN

Code	Description	Key
MP1-10	Small Single User	■
MP1-14	Large Single User	■
MP3-10	Small 2 User	■
MP3-14	Large 2 User	■
MP5-10	Small 3 User	■
MP5-14	Large 3 User	■
MP6-10	Small 6 Facing User	■
MP6-14	Large 6 Facing User	■
MP2-10	Small 2 Facing User	■
MP2-14	Large 2 Facing User	■
MP4-10	Small 4 Facing User	■
MP4-14	Large 4 Facing User	■
MP14-29	2 User Divider Wall	■

	A	B	C	D	E	F	G

ATACAMA

Code	Description	Key
MP7L-12	2 User Left Hand	■
MP7R-12	2 User Right Hand	■
MP7L-23	4 User Left Hand	■
MP7R-23	4 User Right Hand	■
MP7L-32	6 User Left Hand	■
MP7R-32	6 User Right Hand	■

	A	B	C	D	E	F	G

SAHARA

Code	Description	Key
MP11-25	Single Entry Square	■
MP10-30	Single Entry Soft Square	■
MP12-50	Twin Entry Rectangular	■

	A	B	C	D	E	F	G

COLORADO

Code	Description	Key
MP28-30	Semi Circular	■
MP25-30	Twin Entry Circular	■
MP26-30	Single Entry Circular	■

	A	B	C	D	E	F	G

KARAKUM

Code	Description	Key
MP17-13	4 User Angled Roof	■
MP17-18	6 User Angled Roof	■

	A	B	C	D	E	F	G



Fabric Selection 4

Please ensure when contacting our Sales Department full descriptions are used. Sales codes are made up of three elements: Product Code, Wall Height and Cable Management Type. For Cable Ports use 'P' and for Scallop Tops use 'S'.
Example: Sonoran with Level Height B with Cable Port would read MP5-14-B-P.

Key:

- Supplied with Cable Ports in Top Panel
- Supplied with PIR LED Lighting
- Option of Scallop/Cable Ports in Top Panel

Height Options	
A	1112mm High
B	1384mm High
C	1522mm High
D	1794mm High
E	1712mm High with Vision Void
F	2266mm High with Roof
G	Nominal 2235mm High with Angled Roof

GOBI

Code	Description	A	B	C	D	E	F	G
MP20R-12	Single User Right Hand	■	■	-	■	-	-	-
MP20L-12	Single User Left Hand	■	■	-	■	-	-	-
MP21R-18	Single User Right Hand	■	■	-	■	-	-	-
MP21L-18	Single User Left Hand	■	■	-	■	-	-	-
MP23-17	Single User Semi Circular	■	■	-	■	-	-	-

SONORAN

Code	Description	A	B	C	D	E	F	G
MP1-10	Small Single User	■	■	-	■	-	-	-
MP1-14	Large Single User	■	■	-	■	-	-	-
MP3-10	Small 2 User	■	■	-	■	-	-	-
MP3-14	Large 2 User	■	■	-	■	-	-	-
MP5-10	Small 3 User	■	■	-	■	-	-	-
MP5-14	Large 3 User	■	■	-	■	-	-	-
MP6-10	Small 6 Facing User	■	■	-	■	-	-	-
MP6-14	Large 6 Facing User	■	■	-	■	-	-	-
MP2-10	Small 2 Facing User	■	■	-	■	-	-	-
MP2-14	Large 2 Facing User	■	■	-	■	-	-	-
MP4-10	Small 4 Facing User	■	■	-	■	-	-	-
MP4-14	Large 4 Facing User	■	■	-	■	-	-	-
MP14-29	2 User Divider Wall	■	■	-	■	-	-	-

ATACAMA

Code	Description	A	B	C	D	E	F	G
MP7L-12	2 User Left Hand	■	■	-	■	-	-	-
MP7R-12	2 User Right Hand	■	■	-	■	-	-	-
MP7L-23	4 User Left Hand	■	■	-	■	-	-	-
MP7R-23	4 User Right Hand	■	■	-	■	-	-	-
MP7L-32	6 User Left Hand	■	■	-	■	-	-	-
MP7R-32	6 User Right Hand	■	■	-	■	-	-	-

SAHARA

Code	Description	A	B	C	D	E	F	G
MP11-25	Single Entry Square	-	-	-	-	-	-	-
MP10-30	Single Entry Soft Square	-	-	-	-	-	-	-
MP12-50	Twin Entry Rectangular	-	-	-	-	-	-	-

COLORADO

Code	Description	A	B	C	D	E	F	G
MP28-30	Semi Circular	-	-	-	-	-	-	-
MP25-30	Twin Entry Circular	-	-	-	-	-	-	-
MP26-30	Single Entry Circular	-	-	-	-	-	-	-

KARAKUM

Code	Description	A	B	C	D	E	F	G
MP17-13	4 User Angled Roof	■	■	-	■	-	-	-
MP17-18	6 User Angled Roof	■	■	-	■	-	-	-

Screens & Pods

MIRAGE HAZE SCREENS & PODS

5 Year
Guarantee

Mirage Haze is a customisable alternative for break-out spaces. The metal framework can be specified to create boundless potentials of shapes and sizes to suit the ergonomic needs of the office environment. Walls can be specified in a trio of finishes, including upholstery, glass and laminate (available on request). Enhanced by the addition of sound-absorbing ceiling tiles, infrared lighting technology, and fans that provide air circulation, this pod's space utilisation is decisively maximised.

Additional Information:

- Prices do not include installation which is mandatory by Gresham qualified installers. Installation costs will be an additional charge and will be supplied on completion of a Gresham consultation or site survey form.
- Prices include posts, cross rails, ceiling, lighting, sliding door, all fixings and all panels.
- All pods are 2200mm high.
- For any pods with dividing walls, the dividing wall will be upholstered in fabric.
- Available with Silver, White or Black trim.

Description	Code	Width	Depth	Footprint (m ²)	Suitable For	Recommended Table	Band 1	Band 2	Ceiling Cover
Square									
Half Glazed	MHS2020HG	2000	x 2000	4	1 person	Ø800			
Half Glazed	MHS2525HG	2500	x 2500	6.25	3 people	Ø800			
Half Glazed	MHS3030HG	3000	x 3000	9	4 people	Ø1000			
1 Wall Glazed	MHS2020WG	2000	x 2000	4	1 person	Ø800			
1 Wall Glazed	MHS2525WG	2500	x 2500	6.25	3 people	Ø800			
1 Wall Glazed	MHS3030WG	3000	x 3000	9	4 people	Ø1000			
Rectangular									
Half Glazed	MHR1520HG	1500	x 2000	3	1 person	1200 x 800 or Ø800			
Half Glazed	MHR2030HG	2000	x 3000	6	2 people	Ø800			
Half Glazed	MHR2530HG	2500	x 3000	7.5	3 people	Ø800			
Half Glazed	MHR2540HG	2500	x 4000	10	3 people	Ø1000			
Half Glazed	MHR3040HG	3000	x 4000	12	6 people	1800 x 1000			
Half Glazed	MHR3050HG	3000	x 5000	15	6 people	2000 x 1000			
1 Wall Glazed	MHR1520WG	1500	x 2000	3	1 person	1200 x 800 or Ø800			
1 Wall Glazed	MHR2030WG	2000	x 3000	6	2 people	Ø800			
1 Wall Glazed	MHR2530WG	2500	x 3000	7.5	3 people	Ø800			
1 Wall Glazed	MHR2540WG	2500	x 4000	10	3 people	Ø1000			
1 Wall Glazed	MHR3040WG	3000	x 4000	12	6 people	1800 x 1000			
1 Wall Glazed	MHR3050WG	3000	x 5000	15	6 people	2000 x 1000			
Rectangular Divide									
Half Glazed	MHR5025DHG	5000	x 2500	12.5	6 people	Ø800 x2			
Half Glazed	MHR4030DHG	4000	x 3000	12	4 people	Ø800 x2			
Half Glazed	MHR5030DHG	5000	x 3000	15	6 people	Ø800 x2			
Half Glazed	MHR6030DHG	6000	x 3000	18	8 people	Ø1000 x2			
1 Wall Glazed	MHR5025DWG	5000	x 2500	12.5	6 people	Ø800 x2			
1 Wall Glazed	MHR4030DWG	4000	x 3000	12	4 people	Ø800 x2			
1 Wall Glazed	MHR5030DWG	5000	x 3000	15	6 people	Ø800 x2			
1 Wall Glazed	MHR6030DWG	6000	x 3000	18	8 people	Ø1000 x2			
Circular									
Half Glazed	MHC30HG	Ø3170		7	4 people	Ø1000			
1 Wall Glazed	MHC30WG	Ø3170		7	4 people	Ø1000			
Half Loop									
Half Glazed	MHH2530HG	2500	x 3170	7.5	3 people	Ø800			
Half Glazed	MHH3030HG	3000	x 3170	9	4 people	Ø1000			
Half Glazed	MHH4030HG	4000	x 3170	12	5 people	1800 x 1000			
Half Glazed	MHH5030HG	5000	x 3170	14	6 people	2000 x 1000			

Mirage Haze is flexible, for alternative footprints and heights please contact our Sales Department.

Office pod system integrated with sound-insulating properties. Tested to BS EN ISO 140-4:1998 and has a noise absorption rate of 28-30dB. Please note a Ceiling Cover may only be required when the top of the pod is visible from above (near stairs, atriums etc) to hide electrics. Air Circulation unit cannot be covered. The Ceiling Cover is fabric wrapped to match the internal fabric of the pod ceiling.

ACCESSORIES

Accessories must be specified at point of order.



Slow Door Closure
MH/SDC



Monitor Mount - Large
MH/MM2



Door Lock
MH/DL



Air Circulation
MH/AC



Sound Absorbing Underlay
MH/UNDERLAY
POA

RECTANGULAR PODS ONLY

RECTANGULAR PODS ONLY



OPTIONAL FEATURES

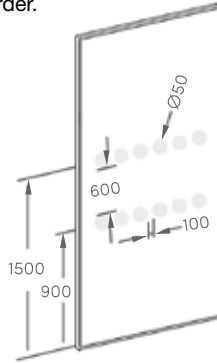
Optional features must be specified at point of order.

Manifestations - Spots

Opal frosted vinyl spots are supplied on all doors as standard and are available on other glazed panels as an option.

Code	Description	Price
MHSPOT50	Opal frosted vinyl spots (50) Vinyl artwork or logos	POA

(Diagram shows opal frosted vinyl spots double row of 50. This complies with The Building Regulations 2010, part K5)

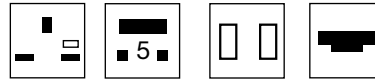


FABRIC OPTIONS

Band 1
Camira Carlow
Camira Manhattan
Camira Sonus
Camira Cara

Band 2
Camira Blazer
Camira Blazer Lite
Camira Main Line Flax
Camira Main Line Plus
Camira Synergy
Agua Buro
Inloom Jet Bioactive
Inloom One
Inloom Roccia

Outlet Type/Quantities



Electrics

- Posts can be positioned in any wall except where sliding doors hang or in the corners of a pod.
- All leads are 3m long from termination point at top/bottom of post. Longer leads are available (POA).
- Supplied as 2 gang or 1 gang sockets in Black or Silver with Black fascias, containing the following options:
- Outlets are positioned 800mm from floor as standard.

Code	UK POWER	CAT 5e DATA	TWIN USB FAST CHARGE	HDMI	Price
MH/2P/1D	2	1	-	-	
MH/2P/1H	2	-	-	1	
MH/1H	-	-	-	1	
MH/1H/1D	-	1	-	1	
MH/1D	-	1	-	-	
MH/1T	-	-	1	-	
MH/1P/1T	1	-	1	-	
MH/2P	2	-	-	-	



Mirage Haze Square Half Glazed

MIRAGE HAZE PHONE BOOTH SCREENS & PODS



The Mirage Haze phone booth has improved acoustics (rated at 36dB noise reduction) and an updated modern aesthetic. To achieve the improved acoustics, 22mm double glazed panels, 6mm glazed doors, 55mm sound absorbing upholstered panels and 50mm sound absorbing ceiling tiles have been utilised. The design includes an integrated facilities loop housing the PIR operated LED strip lighting and air circulation system.

Additional Information:

- Prices do not include installation which is mandatory by Gresham qualified installers. Installation costs will be an additional charge and will be supplied on completion of a Gresham consultation or site survey form.
- Acoustically tested to BSEN ISO 140 and rated at 36dB noise reduction.
- 55mm sound absorbing upholstered panels.
- 22mm double glazed glass panels.
- 6mm hinged glass door with manifestations.
- 50mm sound absorbing ceiling panels upholstered in light grey.
- Integrated ceiling cover included as standard.
- Integrated facilities arch included as standard housing lighting system.
- PIR operated, high output – low voltage, diffused, dual LED strip lighting included as standard.
- Air circulation fan with 216m³/h airflow included as standard.
- Optional flush mounted modules available with power or TUF.
- 2100mm high (2380mm high with air circulation).
- Available with optional shelf. (White or Black)
- Available with Silver, White or Black trim.

Screens & Pods

Description	Code	Width	Depth	Footprint (m ²)	Suitable For	Recommended Table	Band 1	Band 2	Ceiling Cover
1 Wall Glazed	MZ1WG	1000	x 1000	1	1 person	N/A			INC.



5 Year
Guarantee

NEW
PRODUCT

MIRAGE HAZE PHONE BOOTH SCREENS & PODS



Screens & Pods

GE MOBILE PODS

SCREENS & PODS



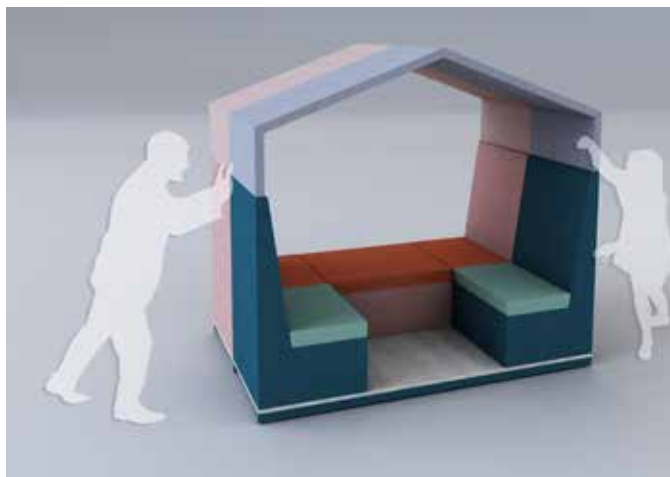
GE Mobile Pods are one of a kind in flexibility and sociability. Create a customisable meeting space with pods on castors. Personalise an away-from-desk space with a selection of fabrics and MFC finishes that create a fun and informal way to socialise.

Additional Information:
Fabric Selections as per Mirage Pods.

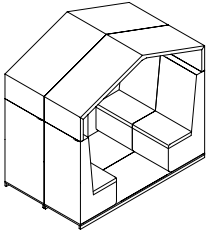


Screens & Pods

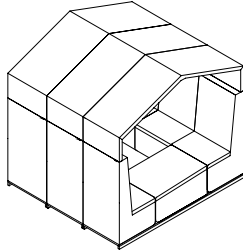
Code	Thumbnail	Description	Price	Fabric Selection 3	Fabric Selection 4
GE21A1		<p>2 User Mobile Meeting Pod Angled Roof & Integrated Seating 2400w x 700d x 2235h (Seat height 460mm)</p> <p>Optional LED PIR Lighting (suffix L) GE21KIT1 Linking Kit</p>			
GE21B1		<p>2 User Mobile Meeting Pod Angled Roof, Back Panel & Integrated Seating 2400w x 755d x 2235h (Seat height 460mm)</p> <p>Optional LED PIR Lighting (suffix L) Optional TV/ Monitor mount bracket (suffix T) GE21KIT1 Linking Kit</p>			
GE22A1		<p>2 User Mobile Meeting Pod Angled Roof & Integrated Full Width Table 2400w x 700d x 2235h <i>(must be linked to one of the above)</i></p> <p>Optional LED PIR Lighting (suffix L) GE21KIT1 Linking Kit</p>			
GE23A1		<p>Rectangular Upholstered Centre Cube Fitted with Glides 1000w x 700d x 460h (Seat height 460mm)</p>			



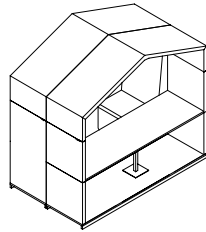
EXAMPLE CONFIGURATIONS



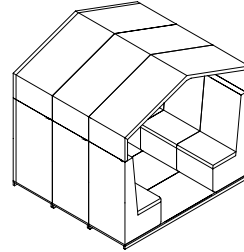
2x GE21A1
1x GE21KIT1



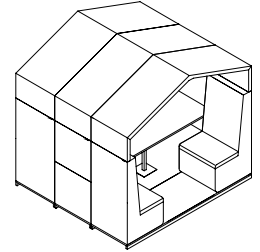
3x GE21A1
1x GE23A1
2x GE21KIT1



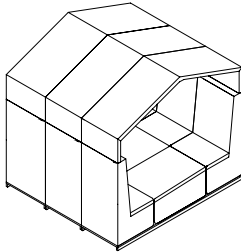
1x GE21A1
1x GE22A1
1x GE21KIT1



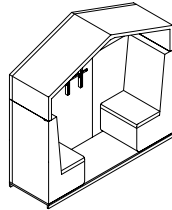
2x GE21A1
1x GE21B1
2x GE21KIT1



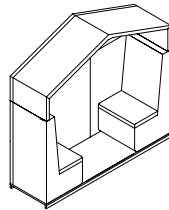
2x GE21A1
1x GE22A1
2x GE21KIT1



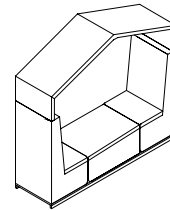
3x GE21A1
3x GE23A1
2x GE21KIT1



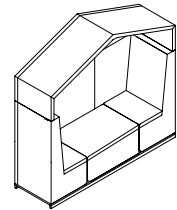
1x GE21B1T



1x GE21B1



1x GE21A1
1x GE23A1



1x GE21B1
1x GE23A1



GE21A1 with GE23A1 Centre Cube

GE6 MOBILE SCREENS & PODS

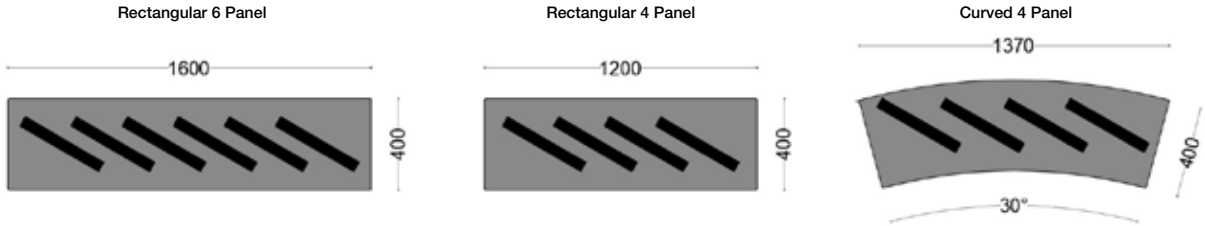


Floor standing mobile privacy panels available as rectangular or curved in various heights. GE6 Mobile can be used to partition offices to create collaborative areas.

These screens can be upholstered in a choice of vibrant fabrics that not only help to delineate user space but also can add colour highlights to modern workplace environments.

Additional Information:

- Fabric wrapped, prices shown are for single fabrics only.
- Available with 4 or 6 panels.
- Supplied with base in black, white, silver or grey as standard.
- Supplied with castors.



Blazer/ Synergy/
Aspect/Patina/X2/
Agua Buro
Inloom Jet
Bioactive/
Roccia

Code	Overall Height	Panel Width	Cara Carlow	Blazer Lite Sonus	Blazer/ Synergy/ Aspect/Patina/X2/ Agua Buro Inloom Jet Bioactive/ Roccia
Rectangular 4 Panel					
GE6A1	1200	x	400		
GE6A2	1600	x	400		
GE6A3	1800	x	400		
Rectangular 6 Panel					
GE6B1	1200	x	400		
GE6B2	1600	x	400		
GE6B3	1800	x	400		
Curved 4 Panel					
GE6E1	1200	x	400		
GE6E2	1600	x	400		
GE6E3	1800	x	400		

Screens & Pods



Rectangular 4 Panel GE6 Mobile with White Base

Floor standing static privacy panels available as rectangular in two widths and two heights. GE6 Static is supplied with heavyweight base and can be used to partition offices to create collaborative areas.

These screens can be upholstered in a choice of vibrant fabrics that not only help to delineate user space but also can add colour highlights to modern workplace environments.

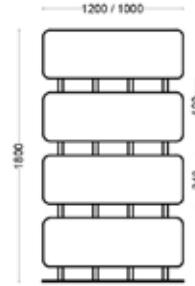
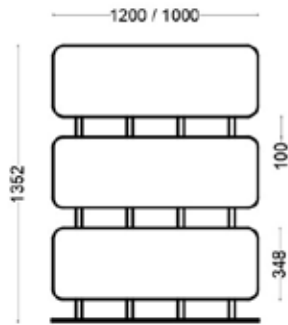
Additional Information:

- Fabric wrapped, prices shown are for single fabrics only.
- Available with 3 or 4 panels.
- Supplied with base in black, white, silver or grey as standard.



Rectangular 3 Panel

Rectangular 4 Panel



Blazer/ Synergy/
Aspect/Patina/X2/
Agua Buro
Inloom Jet
Bioactive/
Roccia

Code	Overall Height		Panel Width	Cara Carlow	Blazer Lite Sonus	Blazer/ Synergy/ Aspect/Patina/X2/ Agua Buro Inloom Jet Bioactive/ Roccia
Rectangular 3 Panel						
GE6C1	1352	x	1000			
GE6D1	1352	x	1200			
Rectangular 4 Panel						
GE6C2	1800	x	1000			
GE6D2	1800	x	1200			



Rectangular 4 Panel Static GE6

GOF DESK MOUNTED SCREENS & PODS

5 Year
Guarantee


Desk mounted screens can be used to reduce sound throughout a room whilst delineating personal space on desk clusters.




- Available in straight and wave-topped options.
- Aluminium frame includes integral tool-bar to top edge.
- Taller screens include additional tool-bar to centre.
- Fabric covered panels are offered in a selection of fabrics.

Screens & Pods


Code	Where used	W	D	H	Band 1	Band 2	Band 3
280mm High Straight - Fabric							
VSDF213	2030	1998	x 30	x 280			
VSDF203	2000	1968	x 30	x 280			
VSDF183	1800	1768	x 30	x 280			
VSDF173	1630	1598	x 30	x 280			
VSDF163	1600	1568	x 30	x 280			
VSDF143	1400	1368	x 30	x 280			
VSDF123	1200	1168	x 30	x 280			
VSDF103	1000	968	x 30	x 280			
VSDF083	800	768	x 30	x 280			
VSDF063	600	568	x 30	x 280			




380mm High Straight - Fabric							
VSDF214	2030	1998	x 30	x 380			
VSDF204	2000	1968	x 30	x 380			
VSDF184	1800	1768	x 30	x 380			
VSDF174	1630	1598	x 30	x 380			
VSDF164	1600	1568	x 30	x 380			
VSDF144	1400	1368	x 30	x 380			
VSDF124	1200	1168	x 30	x 380			
VSDF104	1000	968	x 30	x 380			
VSDF084	800	768	x 30	x 380			
VSDF064	600	568	x 30	x 380			



480mm High Straight - Fabric							
VSDF215	2030	1998	x 30	x 480			
VSDF205	2000	1968	x 30	x 480			
VSDF185	1800	1768	x 30	x 480			
VSDF175	1630	1598	x 30	x 480			
VSDF165	1600	1568	x 30	x 480			
VSDF145	1400	1368	x 30	x 480			
VSDF125	1200	1168	x 30	x 480			
VSDF105	1000	968	x 30	x 480			
VSDF085	800	768	x 30	x 480			
VSDF065	600	568	x 30	x 480			




380/180mm High Wave - Fabric							
VSDF214W	2030	1998	x 30	x 380/180			
VSDF204W	2000	1968	x 30	x 380/180			
VSDF184W	1800	1768	x 30	x 380/180			
VSDF174W	1630	1598	x 30	x 380/180			
VSDF164W	1600	1568	x 30	x 380/180			
VSDF144W	1400	1368	x 30	x 380/180			
VSDF124W	1200	1168	x 30	x 380/180			
VSDF104W	1000	968	x 30	x 380/180			
VSDF084W	800	768	x 30	x 380/180			



480/280mm High Wave - Fabric							
VSDF215W	2030	1998	x 30	x 480/280			
VSDF205W	2000	1968	x 30	x 480/280			
VSDF185W	1800	1768	x 30	x 480/280			
VSDF175W	1630	1598	x 30	x 480/280			
VSDF165W	1600	1568	x 30	x 480/280			
VSDF145W	1400	1368	x 30	x 480/280			
VSDF125W	1200	1168	x 30	x 480/280			
VSDF105W	1000	968	x 30	x 480/280			
VSDF085W	800	768	x 30	x 480/280			



480mm High Fabric with Integral Toolbar							
Additional toolbar at 280mm high.							
VSDFT185	1800	1768	x 30	x 480			
VSDFT175	1630	1598	x 30	x 480			
VSDFT165	1600	1568	x 30	x 480			
VSDFT145	1400	1368	x 30	x 480			
VSDFT125	1200	1168	x 30	x 480			
VSDFT105	1000	968	x 30	x 480			
VSDFT085	800	768	x 30	x 480			





Code Where used W D H

480mm High Perforated Steel/Fabric with Integral Toolbar

Additional toolbar at 280mm high.



VSDST185	1800	1768	x 30	x 480
VSDST175	1630	1598	x 30	x 480
VSDST165	1600	1568	x 30	x 480
VSDST145	1400	1368	x 30	x 480
VSDST125	1200	1168	x 30	x 480
VSDST105	1000	968	x 30	x 480
VSDST085	800	768	x 30	x 480



480mm High Acrylic/Fabric with Integral Toolbar

Additional toolbar at 280mm high.

VSDAT185	1800	1768	x 30	x 480
VSDAT175	1630	1598	x 30	x 480
VSDAT165	1600	1568	x 30	x 480
VSDAT145	1400	1368	x 30	x 480
VSDAT125	1200	1168	x 30	x 480
VSDAT105	1000	968	x 30	x 480
VSDAT085	800	768	x 30	x 480



Screens & Pods

Code Where used W Price

380mm High Magnetic Dry Wipe Board

Price is per side and additional to fabric screen. Specify screen base code with suffix:

-DB	2030	1998 wide screen
-DB	2000	1968 wide screen
-DB	1800	1768 wide screen
-DB	1630	1598 wide screen
-DB	1600	1568 wide screen
-DB	1400	1368 wide screen
-DB	1200	1168 wide screen
-DB	1000	968 wide screen
-DB	800	768 wide screen
-DB	600	568 wide screen



480mm High Magnetic Dry Wipe Board

Price is per side and additional to fabric screen. Specify screen base code with suffix:

-DB	2030	1998 wide screen
-DB	2000	1968 wide screen
-DB	1800	1768 wide screen
-DB	1630	1598 wide screen
-DB	1600	1568 wide screen
-DB	1400	1368 wide screen
-DB	1200	1168 wide screen
-DB	1000	1968 wide screen
-DB	800	768 wide screen
-DB	600	568 wide screen



Wave Fabric Desk Mounted Screens

GOF DESK MOUNTED SCREENS & PODS



Perforated steel screens can be colour co-ordinated to match adjacent desk steelwork. They offer privacy with partial light transfer.

- Available in straight and wave-topped options.
- Can accept magnetic accessories / stationery.
- Aluminium frame includes integral tool-bar to top edge.



Screens & Pods

Code	Where used	W	D	H	Price
------	------------	---	---	---	-------

280mm High Straight Perforated Steel

VSDS213	2030	1998	x 30	x 280	
VSDS203	2000	1968	x 30	x 280	
VSDS183	1800	1768	x 30	x 280	
VSDS173	1630	1598	x 30	x 280	
VSDS163	1600	1568	x 30	x 280	
VSDS143	1400	1368	x 30	x 280	
VSDS123	1200	1168	x 30	x 280	
VSDS103	1000	968	x 30	x 280	
VSDS083	800	768	x 30	x 280	
VSDS063	600	568	x 30	x 280	



380mm High Straight Perforated Steel

VSDS214	2030	1998	x 30	x 380	
VSDS204	2000	1968	x 30	x 380	
VSDS184	1800	1768	x 30	x 380	
VSDS174	1630	1598	x 30	x 380	
VSDS164	1600	1568	x 30	x 380	
VSDS144	1400	1368	x 30	x 380	
VSDS124	1200	1168	x 30	x 380	
VSDS104	1000	968	x 30	x 380	
VSDS084	800	768	x 30	x 380	
VSDS064	600	568	x 30	x 380	



480mm High Straight Perforated Steel

VSDS215	2030	1998	x 30	x 480	
VSDS205	2000	1968	x 30	x 480	
VSDS185	1800	1768	x 30	x 480	
VSDS175	1630	1598	x 30	x 480	
VSDS165	1600	1568	x 30	x 480	
VSDS145	1400	1368	x 30	x 480	
VSDS125	1200	1168	x 30	x 480	
VSDS105	1000	968	x 30	x 480	
VSDS085	800	768	x 30	x 480	
VSDS065	600	568	x 30	x 480	



380/180mm High Wave Perforated Steel

VSDS214W	2030	1998	x 30	x 380/180	
VSDS204W	2000	1968	x 30	x 380/180	
VSDS184W	1800	1768	x 30	x 380/180	
VSDS174W	1630	1598	x 30	x 380/180	
VSDS164W	1600	1568	x 30	x 380/180	
VSDS144W	1400	1368	x 30	x 380/180	
VSDS124W	1200	1168	x 30	x 380/180	
VSDS104W	1000	968	x 30	x 380/180	
VSDS084W	800	768	x 30	x 380/180	



480/280mm High Wave Perforated Steel

VSDS215W	2030	1998	x 300	x 480/280	
VSDS205W	2000	1968	x 300	x 480/280	
VSDS185W	1800	1768	x 30	x 480/280	
VSDS175W	1630	1598	x 30	x 480/280	
VSDS165W	1600	1568	x 30	x 480/280	
VSDS145W	1400	1368	x 30	x 480/280	
VSDS125W	1200	1168	x 30	x 480/280	
VSDS105W	1000	968	x 30	x 480/280	
VSDS085W	800	768	x 30	x 480/280	



5 Year
Guarantee

GOF DESK MOUNTED SCREENS & PODS



Screens & Pods

Wave Perforated Steel Desk Mounted Screens

GOF DESK MOUNTED SCREENS & PODS

5 Year
Guarantee

Acrylic screens can have their frame colours co-ordinated to match adjacent desk steelwork. They offer privacy with nearly full light transfer.

- Available in straight or wave-topped options.
- Aluminium frame includes integral tool-bar to top edge.
- Acrylic available in clear, frosted or a selection of colours - Specify at point of order.

Acrylic Options



S2 000 S2 030
Clear Polar Frost

Coloured Frosted Acrylic Options - Surcharge

(More colours available, see Technical Information section).



S2 9T21 S2 4T50 S2 2T07 S2 7T1F S2 3T17 S2 6T21 S2 6T9A
Stone Chilli Red Citrus Azure Blue Mandarin Glacier Lime Zest
Grey Red Yellow Blue Orange Green Zest



Code	Where used	W	D	H	Clear or Frosted	Colours Surcharge
280mm High Straight Acrylic						
VSDA213	2030	1998	x 30	x 280		
VSDA203	2000	1968	x 30	x 280		
VSDA183	1800	1768	x 30	x 280		
VSDA173	1630	1598	x 30	x 280		
VSDA163	1600	1568	x 30	x 280		
VSDA143	1400	1368	x 30	x 280		
VSDA123	1200	1168	x 30	x 280		
VSDA103	1000	968	x 30	x 280		
VSDA083	800	768	x 30	x 280		
VSDA063	600	568	x 30	x 280		
380mm High Straight Acrylic						
VSDA214	2030	1998	x 30	x 380		
VSDA204	2000	1968	x 30	x 380		
VSDA184	1800	1768	x 30	x 380		
VSDA174	1630	1598	x 30	x 380		
VSDA164	1600	1568	x 30	x 380		
VSDA144	1400	1368	x 30	x 380		
VSDA124	1200	1168	x 30	x 380		
VSDA104	1000	968	x 30	x 380		
VSDA084	800	768	x 30	x 380		
VSDA064	600	568	x 30	x 380		
480mm High Straight Acrylic						
VSDA215	2030	1998	x 30	x 480		
VSDA205	2000	1968	x 30	x 480		
VSDA185	1800	1768	x 30	x 480		
VSDA175	1630	1598	x 30	x 480		
VSDA165	1600	1568	x 30	x 480		
VSDA145	1400	1368	x 30	x 480		
VSDA125	1200	1168	x 30	x 480		
VSDA105	1000	968	x 30	x 480		
VSDA085	800	768	x 30	x 480		
VSDA065	600	568	x 30	x 480		
380/180mm High Wave Acrylic						
VSDA214W	2030	1998	x 30	x 380/180		
VSDA204W	2000	1968	x 30	x 380/180		
VSDA184W	1800	1768	x 30	x 380/180		
VSDA174W	1630	1598	x 30	x 380/180		
VSDA164W	1600	1568	x 30	x 380/180		
VSDA144W	1400	1368	x 30	x 380/180		
VSDA124W	1200	1168	x 30	x 380/180		
VSDA104W	1000	968	x 30	x 380/180		
VSDA084W	800	768	x 30	x 380/180		
480/280mm High Wave Acrylic						
VSDA215W	2030	1998	x 30	x 480/280		
VSDA205W	2000	1968	x 30	x 480/280		
VSDA185W	1800	1768	x 30	x 480/280		
VSDA175W	1630	1598	x 30	x 480/280		
VSDA165W	1600	1568	x 30	x 480/280		
VSDA145W	1400	1368	x 30	x 480/280		
VSDA125W	1200	1168	x 30	x 480/280		
VSDA105W	1000	968	x 30	x 480/280		
VSDA085W	800	768	x 30	x 480/280		



5 Year
Guarantee

GOF DESK MOUNTED SCREENS & PODS



Screens & Pods

Straight Acrylic Desk Mounted Screens

GOF DESK MOUNTED SCREENS & PODS

FIXING BRACKETS



Desk Mounted Screens fit all Gresham desk ranges and are inclusive of brackets. When ordering, suffix the screen code with bracket type.



How to specify -

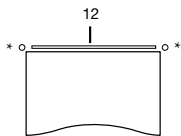
- 1: Identify desk range
- 2: Select screen position (see diagrams)
- 3: Identify screen length & type
- 4: Add bracket suffix to screen code

Example of use -

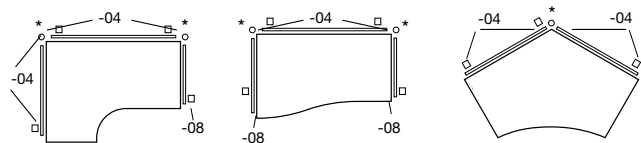
1 1600 Deskkit Workstation rear screen VSDf164-20

Screens & Pods

Bench² Access Top * Requires link post

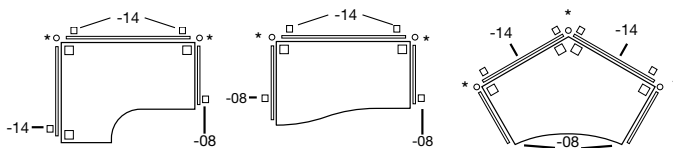


Bench² Scallop Top & DesQ * Requires link post If used with Bench² over desk shelving, please substitute -04 brackets with -14

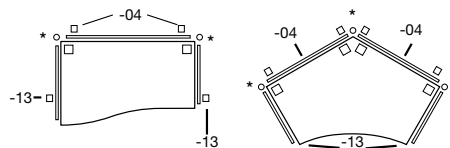


* Requires User Modification

Bench² Fixed Top * Requires link post

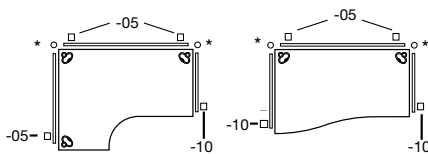


Mesa * Requires link post

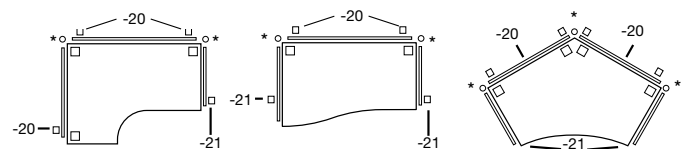


* Requires User Modification

EX10 Executive * Requires link post



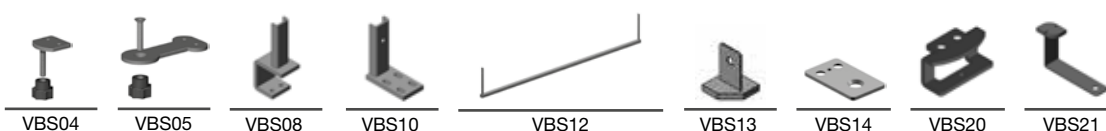
Deskkit * Requires link post



Desktop Screen Brackets

- 04 Mesa, Bench Scallop & DesQ configurations (supplied in pairs).
- 05 EX10 Executive configurations - Fits to port holes (supplied in pairs).
- 08 Bench² Fixed, Scallop Top & DesQ configurations - 1000 side - 800 sides (supplied singularly) - Jaw size 17mm - 32mm.
- 10 Can be used on any range (supplied singularly)
- 12 Bench² Access Top screen support rail - singular.
- 13 Mesa & Mesa Plus - 800 side & 600 return sides - (supplied singularly).
- 14 Bench² Fixed Top brackets - supplied in pairs.
- 20 Deskkit configurations (supplied in pairs) - Jaw size 15mm - 30mm.
- 21 Deskkit configurations - 1000, 800 & 600 Return screen for use on 25mm thick tops. Can only be used with rear screen and 4way post

Bracket Suffix Codes

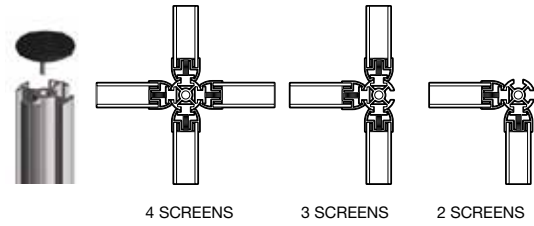


Code Description

4 Way Link Post Set

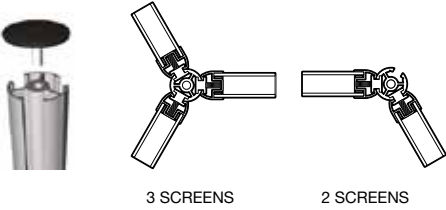
VLP05	480mm high 4 way 90° linking set
VLP04	380mm high 4 way 90° linking set
VLP03	280mm high 4 way 90° linking set
VLP02	180mm high 4 way 90° linking set

Price



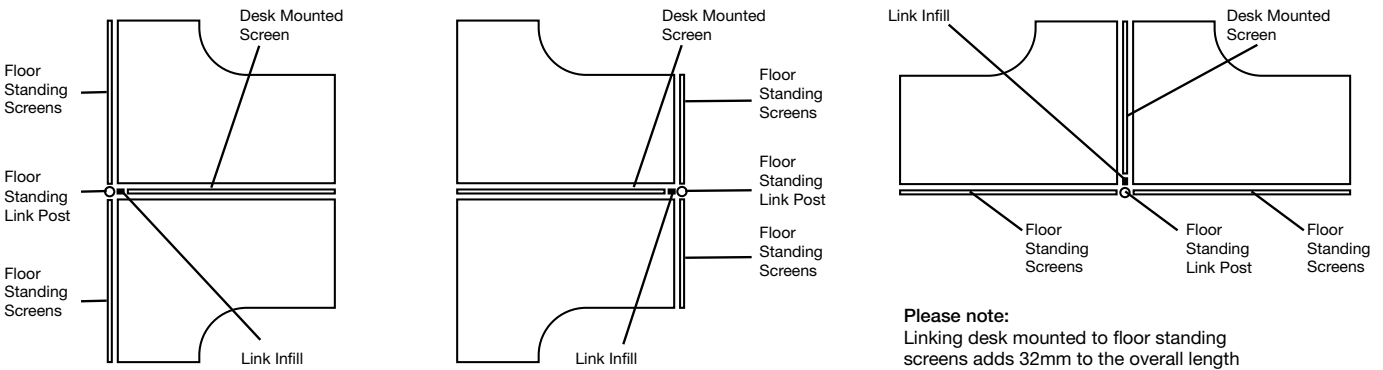
3 Way Link Post Set

VLP05-3	480mm high 3 way 120° linking set
VLP04-3	380mm high 3 way 120° linking set
VLP03-3	280mm high 3 way 120° linking set
VLP02-3	180mm high 3 way 120° linking set



Link Infill Sets

Only required when linking floor standing to desk mounted screens on Deskit, EX10 Executive, Bench², Mesa and Mesa Plus.
Example of link infill usage.



Please note:
Linking desk mounted to floor standing screens adds 32mm to the overall length of the floor standing screen run.

Desktop Screen to Floor Standing Screen Link infills

Code	Description	Price
VL103	280mm high link infill	
VL104	380mm high link infill	
VL105	480mm high link infill	



Screen to desk link bracket

Code	Description	Price
UNDSL	Links desks to floor standing screens	



GOF FLOOR STANDING SCREENS & PODS

5 Year
Guarantee

Floor standing screens match the construction and can be linked to desk mounted screens. They can be used to divide space in open plan areas.




- Available in straight and wave-topped options.
- Available in a selection of heights and widths.
- Aluminium frame includes integral tool-bar to top edge.
- Certain configurations may require link posts & stabiliser feet.

Screens & Pods

Code W D H

1000mm High Straight Fabric

VSF1810	1800	x 30	x 1000
VSF1710	1630	x 30	x 1000
VSF1610	1600	x 30	x 1000
VSF1410	1400	x 30	x 1000
VSF1210	1200	x 30	x 1000
VSF1010	1000	x 30	x 1000
VSF0810	800	x 30	x 1000
VSF0610	600	x 30	x 1000



1100mm High Straight Fabric

VSF1811	1800	x 30	x 1100
VSF1711	1630	x 30	x 1100
VSF1611	1600	x 30	x 1100
VSF1411	1400	x 30	x 1100
VSF1211	1200	x 30	x 1100
VSF1011	1000	x 30	x 1100
VSF0811	800	x 30	x 1100
VSF0611	600	x 30	x 1100



1200mm High Straight Fabric

Additional toolbar at 1000mm high.


VSF1812	1800	x 30	x 1200
VSF1712	1630	x 30	x 1200
VSF1612	1600	x 30	x 1200
VSF1412	1400	x 30	x 1200
VSF1212	1200	x 30	x 1200
VSF1012	1000	x 30	x 1200
VSF0812	800	x 30	x 1200
VSF0612	600	x 30	x 1200



1400mm High Straight Fabric

Additional toolbar at 1000mm high.

VSF1814	1800	x 30	x 1400
VSF1714	1630	x 30	x 1400
VSF1614	1600	x 30	x 1400
VSF1414	1400	x 30	x 1400
VSF1214	1200	x 30	x 1400
VSF1014	1000	x 30	x 1400
VSF0814	800	x 30	x 1400
VSF0614	600	x 30	x 1400



1600mm High Straight Fabric

Additional toolbar at 1000mm high.


VSF1816	1800	x 30	x 1600
VSF1716	1630	x 30	x 1600
VSF1616	1600	x 30	x 1600
VSF1416	1400	x 30	x 1600
VSF1216	1200	x 30	x 1600
VSF1016	1000	x 30	x 1600
VSF0816	800	x 30	x 1600
VSF0616	600	x 30	x 1600



1800mm High Straight Fabric

Additional toolbar at 1000mm high.

VSF1818	1800	x 30	x 1800
VSF1718	1630	x 30	x 1800
VSF1618	1600	x 30	x 1800
VSF1418	1400	x 30	x 1800
VSF1218	1200	x 30	x 1800
VSF1018	1000	x 30	x 1800
VSF0818	800	x 30	x 1800
VSF0618	600	x 30	x 1800



5 Year
Guarantee

GOF FLOOR STANDING SCREENS & PODS



Screens & Pods

1600mm High Straight Fabric Floor Standing Screens

GOF FLOOR STANDING SCREENS & PODS

5 Year
Guarantee

Floor standing screens are available in a selection of fabric finishes or can be specified in a combination of materials that suit user preferences.

- Available in a selection of heights and widths.
- Available in straight or wave-topped options.
- Aluminium frame includes integral tool-bar to top edge.
- Acrylic available in clear, frosted or a selection of colours - Specify at point of order.
- Certain configurations may require link posts & stabiliser feet.

Acrylic Options



S2 000 Clear
S2 030 Polar Frost

Coloured Frosted Acrylic Options - Surcharge

(More colours available, see Technical Information section).



S2 9T21 Stone Grey
S2 4T50 Chilli Red
S2 2T07 Citrus Yellow
S2 7T1F Azure Blue
S2 3T17 Mandarin Orange
S2 6T21 Glacier Green
S2 6T9A Lime Zest




Code W D H

1400mm High Part Glazed Straight Fabric/Acrylic

Additional toolbar at 1000mm high.

VSA1814	1800	x	30	x	1400
VSA1714	1630	x	30	x	1400
VSA1614	1600	x	30	x	1400
VSA1414	1400	x	30	x	1400
VSA1214	1200	x	30	x	1400
VSA1014	1000	x	30	x	1400
VSA0814	800	x	30	x	1400
VSA0614	600	x	30	x	1400



1600mm High Part Glazed Straight Fabric/Acrylic

Additional toolbar at 1000mm high.

VSA1816	1800	x	30	x	1600
VSA1716	1630	x	30	x	1600
VSA1616	1600	x	30	x	1600
VSA1416	1400	x	30	x	1600
VSA1216	1200	x	30	x	1600
VSA1016	1000	x	30	x	1600
VSA0816	800	x	30	x	1600
VSA0616	600	x	30	x	1600



1800mm High Part Glazed Straight Fabric/Acrylic

Additional toolbar at 1000mm high.

VSA1818	1800	x	30	x	1800
VSA1718	1630	x	30	x	1800
VSA1618	1600	x	30	x	1800
VSA1418	1400	x	30	x	1800
VSA1218	1200	x	30	x	1800
VSA1018	1000	x	30	x	1800
VSA0818	800	x	30	x	1800
VSA0618	600	x	30	x	1800



1400mm High Straight Fabric/Perforated Steel

Additional toolbar at 1000mm high

VSS1814	1800	x	30	x	1400
VSS1714	1630	x	30	x	1400
VSS1614	1600	x	30	x	1400
VSS1414	1400	x	30	x	1400
VSS1214	1200	x	30	x	1400
VSS1014	1000	x	30	x	1400
VSS0814	800	x	30	x	1400
VSS0614	600	x	30	x	1400



1600mm High Straight Fabric/Perforated Steel

Additional toolbar at 1000mm high

VSS1816	1800	x	30	x	1600
VSS1716	1630	x	30	x	1600
VSS1616	1600	x	30	x	1600
VSS1416	1400	x	30	x	1600
VSS1216	1200	x	30	x	1600
VSS1016	1000	x	30	x	1600
VSS0816	800	x	30	x	1600
VSS0616	600	x	30	x	1600



5 Year
Guarantee

GOF FLOOR STANDING SCREENS & PODS




Code W H

1800mm High Mobile Screens Fabric

VSFM1618	1600	x	1800
VSFM1418	1400	x	1800
VSFM1218	1200	x	1800

1800mm High Mobile Screens Fabric/MFC Wooden Panel

VSFMW1618	1600	x	1800
VSFMW1418	1400	x	1800
VSFMW1218	1200	x	1800



Screens & Pods



1600mm High Straight Part Glazed Floor Standing Screens

GOF FLOOR STANDING SCREENS & PODS



Floor standing screens match the construction and can be linked to desk mounted screens. They can be used to divide space in open plan areas.



- Available in straight and wave-topped options.
- Available in a selection of heights and widths.
- Aluminium frame includes integral tool-bar to top edge.
- Certain configurations may require link posts & stabiliser feet.

Screens & Pods

Code	W	D	H	Band 1	Band 2	Band 3
1100/900mm High Wave Fabric						
VSF1811W	1800	x 30	x 1100/900			
VSF1711W	1630	x 30	x 1100/900			
VSF1611W	1600	x 30	x 1100/900			
VSF1411W	1400	x 30	x 1100/900			
VSF1211W	1200	x 30	x 1100/900			
VSF1011W	1000	x 30	x 1100/900			
VSF0811W	800	x 30	x 1100/900			
1200/1000mm High Wave Fabric						
VSF1812W	1800	x 30	x 1200/1000			
VSF1712W	1630	x 30	x 1200/1000			
VSF1612W	1600	x 30	x 1200/1000			
VSF1412W	1400	x 30	x 1200/1000			
VSF1212W	1200	x 30	x 1200/1000			
VSF1012W	1000	x 30	x 1200/1000			
VSF0812W	800	x 30	x 1200/1000			
1400/1200mm High Wave Fabric Additional toolbar at 1000mm high.						
VSF1814W	1800	x 30	x 1400/1200			
VSF1714W	1630	x 30	x 1400/1200			
VSF1614W	1600	x 30	x 1400/1200			
VSF1414W	1400	x 30	x 1400/1200			
VSF1214W	1200	x 30	x 1400/1200			
VSF1014W	1000	x 30	x 1400/1200			
VSF0814W	800	x 30	x 1400/1200			
1600/1400mm High Wave Fabric Additional toolbar at 1000mm high.						
VSF1816W	1800	x 30	x 1600/1400			
VSF1716W	1630	x 30	x 1600/1400			
VSF1616W	1600	x 30	x 1600/1400			
VSF1416W	1400	x 30	x 1600/1400			
VSF1216W	1200	x 30	x 1600/1400			
VSF1016W	1000	x 30	x 1600/1400			
VSF0816W	800	x 30	x 1600/1400			
1800/1600mm High Wave Fabric Additional toolbar at 1000mm high.						
VSF1818W	1800	x 30	x 1800/1600			
VSF1718W	1630	x 30	x 1800/1600			
VSF1618W	1600	x 30	x 1800/1600			
VSF1418W	1400	x 30	x 1800/1600			
VSF1218W	1200	x 30	x 1800/1600			
VSF1018W	1000	x 30	x 1800/1600			
VSF0818W	800	x 30	x 1800/1600			



Code W D H

1400/1200mm High Part Glazed Wave Fabric/Acrylic
Additional toolbar at 1000mm high.

VSA1814W	1800	x	30	x	1400/1200
VSA1714W	1630	x	30	x	1400/1200
VSA1614W	1600	x	30	x	1400/1200
VSA1414W	1400	x	30	x	1400/1200
VSA1214W	1200	x	30	x	1400/1200
VSA1014W	1000	x	30	x	1400/1200
VSA0814W	800	x	30	x	1400/1200

1600/1400mm High Part Glazed Wave Fabric/Acrylic
Additional toolbar at 1000mm high.

VSA1816W	1800	x	30	x	1600/1400
VSA1716W	1630	x	30	x	1600/1400
VSA1616W	1600	x	30	x	1600/1400
VSA1416W	1400	x	30	x	1600/1400
VSA1216W	1200	x	30	x	1600/1400
VSA1016W	1000	x	30	x	1600/1400
VSA0816W	800	x	30	x	1600/1400

1800/1600mm High Part Glazed Wave Fabric/Acrylic
Additional toolbar at 1000mm high.



VSA1818W	1800	x	30	x	1800/1600
VSA1718W	1630	x	30	x	1800/1600
VSA1618W	1600	x	30	x	1800/1600
VSA1418W	1400	x	30	x	1800/1600
VSA1218W	1200	x	30	x	1800/1600
VSA1018W	1000	x	30	x	1800/1600
VSA0818W	800	x	30	x	1800/1600

1400/1200mm High Part Wave Fabric/Perforated Steel
Additional toolbar at 1000mm high.

VSS1814W	1800	x	30	x	1400/1200	-
VSS1714W	1630	x	30	x	1400/1200	-
VSS1614W	1600	x	30	x	1400/1200	-
VSS1414W	1400	x	30	x	1400/1200	-
VSS1214W	1200	x	30	x	1400/1200	-
VSS1014W	1000	x	30	x	1400/1200	-
VSS0814W	800	x	30	x	1400/1200	-

1600/1400mm High Part Wave Fabric/Perforated Steel
Additional toolbar at 1000mm high.

VSS1816W	1800	x	30	x	1600/1400	-
VSS1716W	1630	x	30	x	1600/1400	-
VSS1616W	1600	x	30	x	1600/1400	-
VSS1416W	1400	x	30	x	1600/1400	-
VSS1216W	1200	x	30	x	1600/1400	-
VSS1016W	1000	x	30	x	1600/1400	-
VSS0816W	800	x	30	x	1600/1400	-



MIRAGE TREES SCREENS & PODS



Inspired by the surrounding nature, our class A sound absorbing tree shaped panelled screens are perfect for any environment. When put together, the panels take on the shape of a forest: made even more realistic and evocative by the fact that the panels can be chosen in the typical colours of the leaves in spring, summer and autumn. Putting several panels together allows them to be used as a partition wall, to divide up - even on a temporary basis - work areas or dining areas, or to create genuinely private spaces in order to create small lounges or meeting rooms. Featuring an elegant design, a highly practical dividing function.

Product Features



Colour Options



Please Note:
TRE03 and TRE04 are only available in Inloom Sealife 6075 Fabric.

Screens & Pods



TRE01
Small Mirage Tree Screen

Height 1260mm
Width 990mm
Depth 295mm
Weight 8.0kg

Price



TRE02
Large Mirage Tree Screen

Height 1660mm
Width 990mm
Depth 295mm
Weight 9.5kg

Price



TRE03
Small Mirage Tree Screen
(Made from Recycled Bottles)

Height 1260mm
Width 990mm
Depth 295mm
Weight 8.0kg

Price



TRE04
Large Mirage Tree Screen
(Made from Recycled Bottles)

Height 1660mm
Width 990mm
Depth 295mm
Weight 9.5kg


Price



5 Year
Guarantee

NEW
PRODUCT

MIRAGE TREES SCREENS & PODS



Screens & Pods

GOF PANELS SCREENS & PODS

5 Year
Guarantee

Code Where used Price

1400mm Magnetic Dry Wipe Board

Fits into upper section of screen only, price is per side and additional to fabric screen, specify screen code with suffix.

- DB To suit 1800 wide screens
- DB To suit 1630 wide screens
- DB To suit 1600 wide screens
- DB To suit 1400 wide screens
- DB To suit 1200 wide screens
- DB To suit 1000 wide screens
- DB To suit 800 wide screens
- DB To suit 600 wide screens

1600mm Magnetic Dry Wipe Board

Fits into upper section of screen only, price is per side and additional to fabric screen, specify screen code with suffix.

- DB To suit 1800 wide screens
- DB To suit 1630 wide screens
- DB To suit 1600 wide screens
- DB To suit 1400 wide screens
- DB To suit 1200 wide screens
- DB To suit 1000 wide screens
- DB To suit 800 wide screens
- DB To suit 600 wide screens

1800mm Magnetic Dry Wipe Board

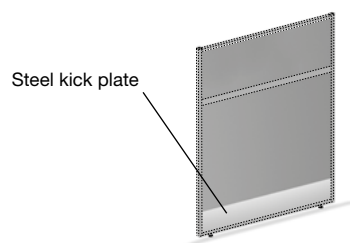
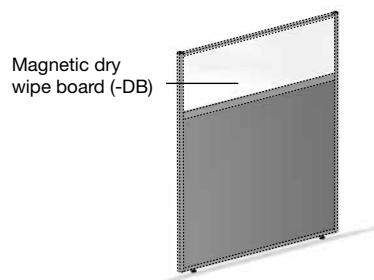
Fits into upper section of screen only, price is per side and additional to fabric screen, specify screen code with suffix.

- DB To suit 1800 wide screens
- DB To suit 1630 wide screens
- DB To suit 1600 wide screens
- DB To suit 1400 wide screens
- DB To suit 1200 wide screens
- DB To suit 1000 wide screens
- DB To suit 800 wide screens
- DB To suit 600 wide screens

Steel Kick Plate

Price is per side and additional to fabric.

- VSKP18 To suit 1800 wide screens
- VSKP17 To suit 1630 wide screens
- VSKP16 To suit 1600 wide screens
- VSKP14 To suit 1400 wide screens
- VSKP12 To suit 1200 wide screens
- VSKP10 To suit 1000 wide screens
- VSKP08 To suit 800 wide screens
- VSKP06 To suit 600 wide screens



5 Year
Guarantee

GOF PANELS SCREENS & PODS



Screens & Pods

1400mm High Straight Fabric Floor Standing Screens with Magnetic Dry Wipe Board

GOF GOAL POST SCREENS & PODS



Goal Post screens offer the advantages of standard floor standing screens whilst providing easy cable pass through from desk to desk beneath the worksurface.



- Available in a selection of heights and widths.
- Available in straight or wave-topped options.
- Can be linked directly to full panelled versions.
- Open section is 610mm high.

Screens & Pods

Code	W	D	H	Band 1	Band 2	Band 3
1000mm High Straight Fabric						
VSG1810	1800	x 30	x 1000			
VSG1710	1630	x 30	x 1000			
VSG1610	1600	x 30	x 1000			
VSG1410	1400	x 30	x 1000			
VSG1210	1200	x 30	x 1000			
VSG1010	1000	x 30	x 1000			
VSG0810	800	x 30	x 1000			
VSG0610	600	x 30	x 1000			
1100mm High Straight Fabric						
VSG1811	1800	x 30	x 1100			
VSG1711	1630	x 30	x 1100			
VSG1611	1600	x 30	x 1100			
VSG1411	1400	x 30	x 1100			
VSG1211	1200	x 30	x 1100			
VSG1011	1000	x 30	x 1100			
VSG0811	800	x 30	x 1100			
VSG0611	600	x 30	x 1100			
1200mm High Straight Fabric						
VSG1812	1800	x 30	x 1200			
VSG1712	1630	x 30	x 1200			
VSG1612	1600	x 30	x 1200			
VSG1412	1400	x 30	x 1200			
VSG1212	1200	x 30	x 1200			
VSG1012	1000	x 30	x 1200			
VSG0812	800	x 30	x 1200			
VSG0612	600	x 30	x 1200			
1400mm High Straight Fabric						
VSG1814	1800	x 30	x 1400			
VSG1714	1630	x 30	x 1400			
VSG1614	1600	x 30	x 1400			
VSG1414	1400	x 30	x 1400			
VSG1214	1200	x 30	x 1400			
VSG1014	1000	x 30	x 1400			
VSG0814	800	x 30	x 1400			
VSG0614	600	x 30	x 1400			
1600mm High Straight Fabric						
VSG1816	1800	x 30	x 1600			
VSG1716	1630	x 30	x 1600			
VSG1616	1600	x 30	x 1600			
VSG1416	1400	x 30	x 1600			
VSG1216	1200	x 30	x 1600			
VSG1016	1000	x 30	x 1600			
VSG0816	800	x 30	x 1600			
VSG0616	600	x 30	x 1600			



5 Year
Guarantee

GOF GOAL POST SCREENS & PODS

Code	W	D	H	Band 1	Band 2	Band 3	
1100/900mm High Wave Fabric							
VSG1811W	1800	x	30	x	1100/900		
VSG1711W	1630	x	30	x	1100/900		
VSG1611W	1600	x	30	x	1100/900		
VSG1411W	1400	x	30	x	1100/900		
VSG1211W	1200	x	30	x	1100/900		
VSG1011W	1000	x	30	x	1100/900		
VSG0811W	800	x	30	x	1100/900		
1200/1000mm High Wave Fabric							
VSG1812W	1800	x	30	x	1200/1000		
VSG1712W	1630	x	30	x	1200/1000		
VSG1612W	1600	x	30	x	1200/1000		
VSG1412W	1400	x	30	x	1200/1000		
VSG1212W	1200	x	30	x	1200/1000		
VSG1012W	1000	x	30	x	1200/1000		
VSG0812W	800	x	30	x	1200/1000		
1400/1200mm High Wave Fabric							
VSG1814W	1800	x	30	x	1400/1200		
VSG1714W	1630	x	30	x	1400/1200		
VSG1614W	1600	x	30	x	1400/1200		
VSG1414W	1400	x	30	x	1400/1200		
VSG1214W	1200	x	30	x	1400/1200		
VSG1014W	1000	x	30	x	1400/1200		
VSG0814W	800	x	30	x	1400/1200		

Screens & Pods



GOF FLOOR STANDING SCREENS & PODS

LINK POSTS & ACCESSORIES



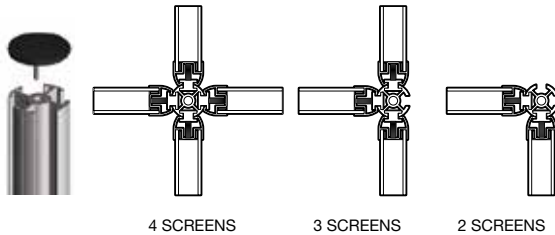
Floor standing screens can be used to divide space in open plan areas. A selection of link posts and stabilising feet are available to aid stability.



- Screens can be linked together in straight lines as standard.
- Screens can be linked together at angles using link ports.
- Full, Half or Intermediate Feet can be specified where needed to avoid trip hazards.
- Available in colours matching screen metalwork.

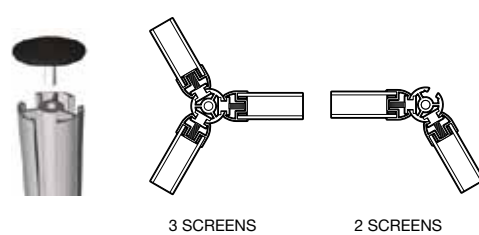
Screens & Pods

4 Way Link Post Set - 90°



Code	For use with	Price
VLP18	1800mm high screen	
VLP16	1600mm high screen	
VLP14	1400mm high screen	
VLP12	1200mm high screen	
VLP11	1100mm high screen	
VLP10	1000mm high screen	


3 Way Link Post Set - 120°



Code	For use with	Price
VLP18-3	1800mm high screen	
VLP16-3	1600mm high screen	
VLP14-3	1400mm high screen	
VLP12-3	1200mm high screen	
VLP11-3	1100mm high screen	
VLP10-3	1000mm high screen	

Screen Stabiliser Feet

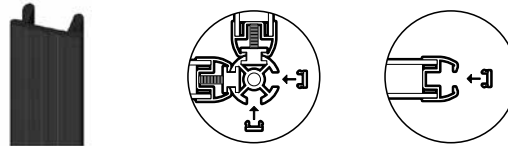
Code	Description	Price
VSFHR	Right hand half foot	
VSFHL	Left hand half foot	
VSFF	Full foot	
VSFI	Round intermediate foot	



Screen Infill Strips

Available in Black, Grey or White.

Code	For use with	Price
VIS18	1800mm high screen	
VIS16	1600mm high screen	
VIS14	1400mm high screen	
VIS12	1200mm high screen	
VIS11	1100mm high screen	
VIS10	1000mm high screen	



A4 trays - For use with screen tool bar -

Available in Black or Silver.

A4 Landscape	A4 Portrait	A4 Stationery tray	Code	W	D	H	MFC Price
			VSTRA1	395	280	62	
			VSTRA2	272	350	62	
			VSTRA4	388	166	95	
Price:	Price:	Price:					

3rd level shelving - 25mm MFC Shelf

Fits to floor standing screens



VSW084	800 x 260 x 400
VSW064	600 x 260 x 400
VSW082	800 x 260 x 200
VSW062	600 x 260 x 200



Vision Panels - Fit to top of Straight Screens

Code	W	D	H	Price
------	---	---	---	-------

Wave Acrylic Vision Panel

Acrylic available in Clear or Frosted, specify at point of order.

VSGP12W	1200	x	5	x	400/200
VSGP10W	1000	x	5	x	400/200
VSGP08W	800	x	5	x	400/200

Curved Acrylic Vision Panel

Acrylic available in Clear or Frosted, specify at point of order.

VSGP12C	1200	x	5	x	400/200
VSGP10C	1000	x	5	x	400/200
VSGP08C	800	x	5	x	400/200



1600mm High Straight Part Glazed Floor Standing Screens

MESA PLUS SCREENS & PODS

SCREENS &
MODESTY PANELS

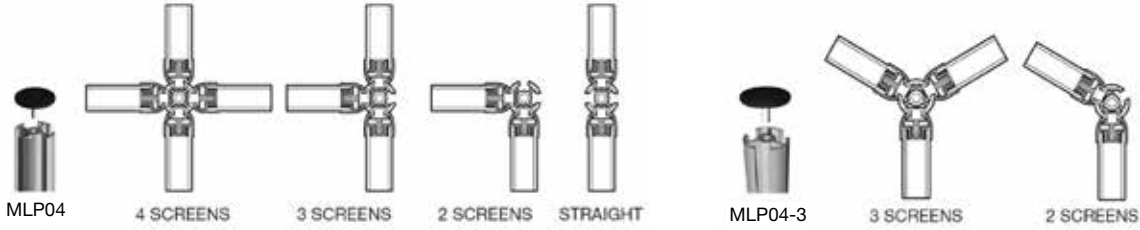


Desk Mounted Screens (For Mesa Plus Desking only)



Fabric & Acrylic

Please specify fabric and acrylic choice.




MLP04 4-Way Link Post Set 405mm high
MLP04-3 3-Way Link Post Set 405mm high

Code	Desk Size	W	D	H	Band 1	Band 2	Band 3
------	-----------	---	---	---	--------	--------	--------

Fabric Covered

Inclusive of fixing brackets. Requires Link Post at Joints. Screens are 380h above desk.

MSDF204	2000	1968	30	405
MSDF184	1800	1768	30	405
MSDF164	1600	1568	30	405
MSDF144	1400	1368	30	405
MSDF124	1200	1168	30	405
MSDF104	1000	968	30	405
MSDF084	800	768	30	405
MSRF084	800 Return Side	768	30	380
MSRF064	600 Return Side	568	30	380




Acrylic

Inclusive of fixing brackets. Requires Link Post at Joints. Screens are 380h above desk.

MSDA204	2000	1968	30	405
MSDA184	1800	1768	30	405
MSDA164	1600	1568	30	405
MSDA144	1400	1368	30	405
MSDA124	1200	1168	30	405
MSDA104	1000	968	30	405
MSDA084	800	768	30	405
MSRA084	800 Return Side	768	30	380
MSRA064	600 Return Side	568	30	380

Clear or Frosted Colours Surcharge



Mesa Plus Rectangular Double Sided Desking with Mesa Plus Fabric Desk Mounted Screen



MIRAGE LITE SCREENS & PODS

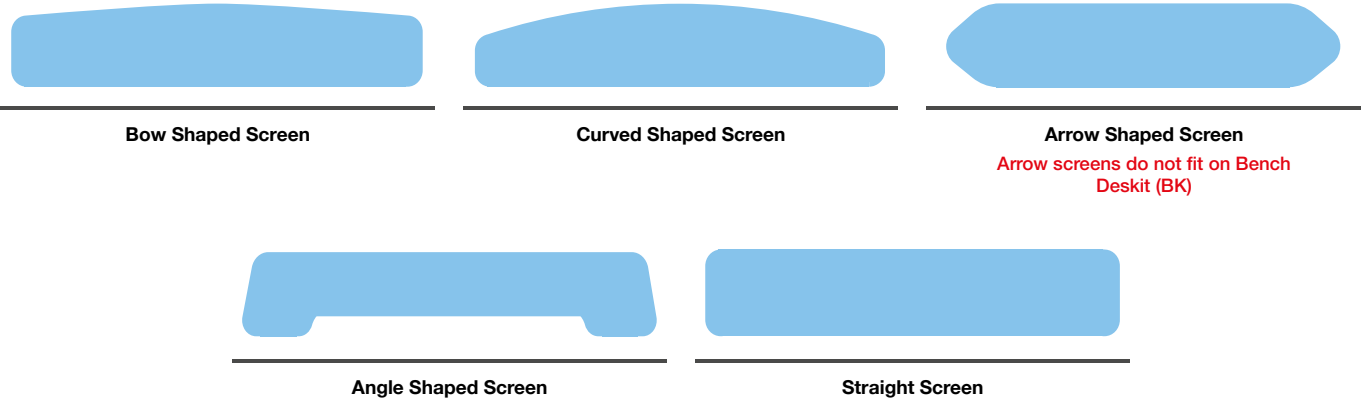
Mirage Lite is a 28mm thick, non-pinnable frameless desk top screen system that is designed to fit to Gresham 25mm thick worksurfaces. The range is available in five distinct profile shapes and all screens are supplied with brackets that allow them to be simply fitted into place.

These slim-line screens can be upholstered in a choice of vibrant fabrics that not only help to delineate user space but also can add colour highlights in modern workspace environments. Tackable versions are available for a surcharge.

Additional Information:

- Frameless design.
- 28mm thick frameless upholstered screens.
- Brackets available in Black, Grey, Silver or White.
- Available in five unique designs.
- Fit to front/rear edge of desks/workstations.
- **Note 'Arrow' screens do not fit on Bench Deskit (BK).**
- For Tackable version, please prefix T onto front of code i.e TML1804-2/1. Surcharge per screen.

SCREEN OPTIONS



Screens & Pods

MIRAGE LITE FABRIC OPTIONS

<p>Band A Camira Cara</p>	<p>Band B Camira Lucia Camira Sonus Camira Carlow Camira Gravity Inloom Erika Inloom Alba Inloom Bondai</p>	<p>Band C Camira Patina Camira X2 Camira Aspect Camira Extreme Agua Chea Agua Task</p>	<p>Band D Camira Blazer Lite Camira Nexus</p>	<p>Band E Camira Blazer Camira Synergy Camira Aquarius Agua Lavoro Agua Buro Inloom Bioactive Inloom Roccia Inloom One Camira Oxygen Camira Quest</p>
--------------------------------------	--	---	--	--



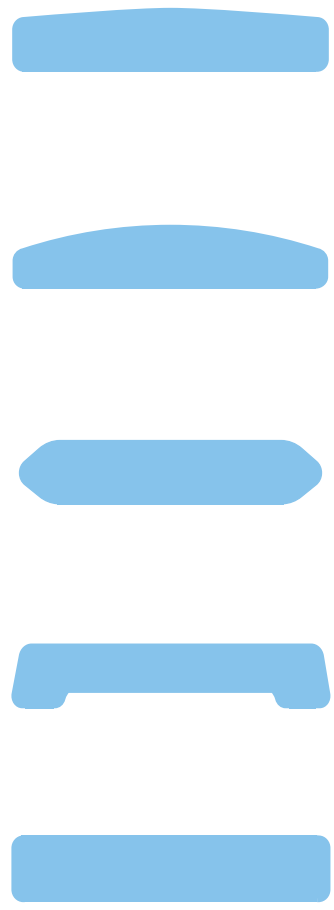
Bow Shaped Screen on Bench Deskit

MIRAGE LITE SCREENS & PODS



Screens & Pods

Code	Description	Band A	Band B	Band C	Band D	Band E
Bow Shaped Screens						
ML2004-1	1970w x 380h x 28					
ML1804-1	1770w x 380h x 28					
ML1604-1	1570w x 380h x 28					
ML1404-1	1370w x 380h x 28					
ML1204-1	1170w x 380h x 28					
ML1004-1	970w x 380h x 28					
ML0804-1	770w x 380h x 28					
Curved Shaped Screens						
ML2004-2	1970w x 380h x 28					
ML1804-2	1770w x 380h x 28					
ML1604-2	1570w x 380h x 28					
ML1404-2	1370w x 380h x 28					
ML1204-2	1170w x 380h x 28					
ML1004-2	970w x 380h x 28					
ML0804-2	770w x 380h x 28					
Arrow Shaped Screens						
ML2004-6*	1970w x 380h x 28					
ML1804-6*	1770w x 380h x 28					
ML1604-6*	1570w x 380h x 28					
ML1404-6*	1370w x 380h x 28					
ML1204-6*	1170w x 380h x 28					
ML1004-6*	970w x 380h x 28					
ML0804-6*	770w x 380h x 28					
Angled Shaped Screens						
ML2004-9	1970w x 380h x 28					
ML1804-9	1770w x 380h x 28					
ML1604-9	1570w x 380h x 28					
ML1404-9	1370w x 380h x 28					
ML1204-9	1170w x 380h x 28					
ML1004-9	970w x 380h x 28					
Straight Screens						
ML2004-10	1970w x 380h x 28					
ML1804-10	1770w x 380h x 28					
ML1604-10	1570w x 380h x 28					
ML1404-10	1370w x 380h x 28					
ML1204-10	1170w x 380h x 28					
ML1004-10	970w x 380h x 28					
ML0804-10	770w x 380h x 28					



* Do not fit to Bench Deskit (BK) desks/workstations. All prices shown include brackets

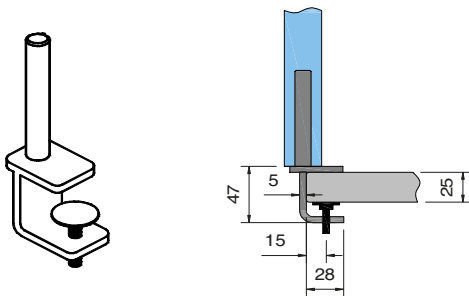


Curved Shaped Screen on Design 2000 Deskit

FIXING BRACKETS

Please note certain configurations may result in the desk top screen being positioned 'off centre'.

Screen brackets are for front/rear of desks only. Brackets available in Silver, White, Black or Grey.



Usable jaw size of 17-33mm

Type /1 – 25mm clamp brackets (pair)

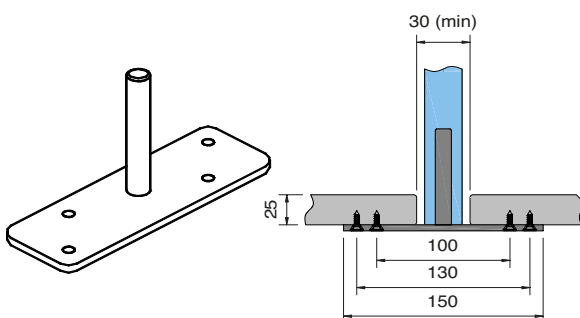
For use on the following:

- Deskit
- Bench² Fixed Top (Single Sided)
- Bench² Scallop Top (Single Sided)
- Rise & Rise LT
- D3K Fully Welded
- D2000 Fully Welded

Suffix screen code with /1

Example of code = ML1604-10/1

(Mirage Lite 1570 x 380 Straight Screen with Type 1 brackets)



Minimum gap of 30mm between tops required

Type /2 – back to back bench bracket (pair)

Screw fixings supplied

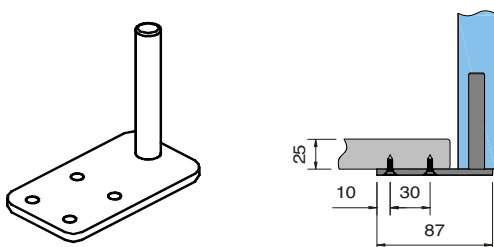
For use on the following:

- Mesa Plus (Double Sided)

Suffix screen code with /2

Example of code = TML1404-1/2

(Mirage Lite 1370 x 380 Arrow Tackable Screen with Type 2 brackets)

**Type /3 – single sided bench bracket (pair)**

Screw fixings supplied

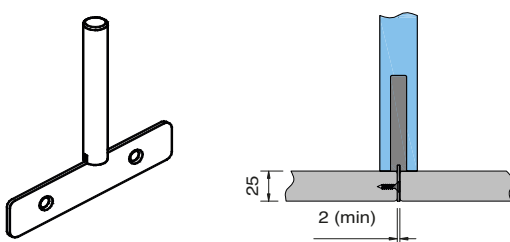
For use on the following:

- Mesa Plus (Single Sided)

Suffix screen code with /3

Example of code = ML1804-6/3

(Mirage Lite 1770 x 380 Bow Screen with Type 3 brackets)



Minimum gap of 2mm between tops required

Type /4 – Slim bracket (pair)

Screw fixings supplied

For use on the following:

- Bench² Fixed Top (Double Sided)
- Bench² Scallop Top (Double Sided)

Suffix screen code with /4

Example of code = TML1604-2/4

(Mirage Lite 1570 x 380 Curved Tackable Screen with Type 4 brackets)

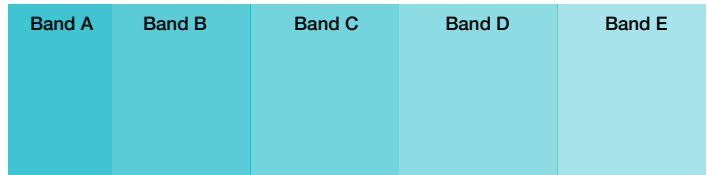
RETURN DESKTOP SCREENS

The Mirage Lite Return Screen is designed as an interference fit, so it can be installed and removed several times on a desk top as standard. A metal bracket fixed into the jaw is shaped to contact the desktop at a single point. The bracket creates an undersized gap, but flexes to ensure tight fitting. The second contact point is from the wooden jaw of the screen, this is not structural, just offering some stability. The bracket after time may be pushed down past its elastic point, and could require a slight adjustment back into its original shape to reinstate a tight fit, a gentle pull upwards should achieve this. The screens are designed only as a partition, not a location for accessories to be fitted. They are designed only to support the mass and forces of the screen itself, not anything additional such as people leaning, pushing or twisting once in situ.



Screens & Pods

Code	Description
	Xtreme
Return Screens	
ML1004-R	Return Desk Top Screen 1000w x 380h x 28
ML0804-R	Return Desk Top Screen 800w x 380h x 28
ML0604-R	Return Desk Top Screen 600w x 380h x 28

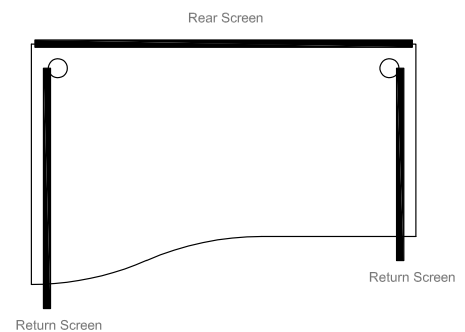
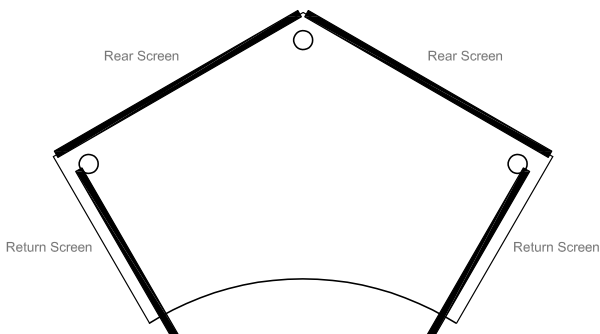
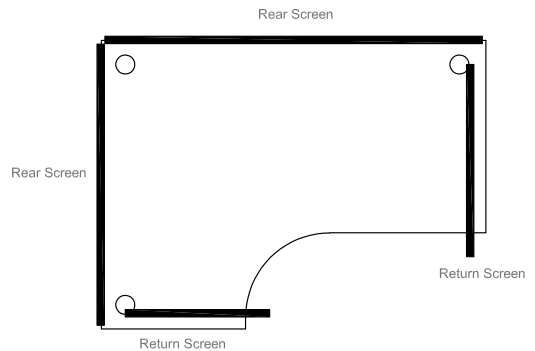
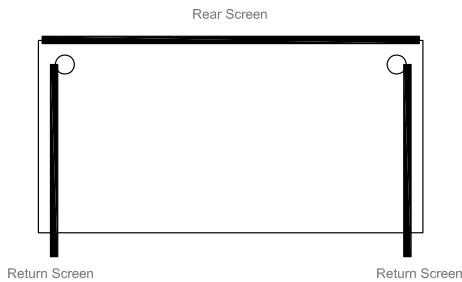


Please Note:

Return Screens may need to be positioned to avoid End Frames and Pedestals.
Tackable versions are not available on return screens.

SCREEN POSITIONING

When ordering screens, ensure you know where they will be positioned so that the correct screen can be specified. Standard Rear Screens are supplied with brackets, whilst Return Screens are fitted with spring clips.





GE6 Mobile Screens Grey GE6 – Camira Synergy Mix, Synergy Partner, Synergy Serendipity (Band 3) Return Desktop Screens Camira Lucia Appledoore

The workplace and the way we work are constantly evolving. We are continually required to create new spaces within existing environments with an increasing demand on sound absorbency. To meet this demand, Gresham Acoustics are available as a sound absorbing wall or ceiling mounted tile.

The hand crafted nature of the manufacturing of Acoustics allows any shape or size to be created, leaving no limitation to the product, only your imagination. This flexibility is embedded within the product in all forms including size, thickness, shape, fabrics and uses, all of which can be tailored to your exact requirements.

With limited floor space available in offices, empty walls or vertical surfaces can be used to absorb unwanted noise to help staff concentrate. Wall tiles, colours, patterns, texture, shape and tessellation can be introduced to otherwise plain and commonly white spaces while providing the dual function of sound absorption. Consider covering not just walls, but cupboard backs, doors and pillars.




Screens & Pods

Code	Thickness	Height	Width	Price	Camira: Cara	Camira: Rivet, Carlow	Camira: Blazer, Blazer Lite, Synergy, Sonus, Agua Buro, Inloom Jet Bioactive, Inloom One, Inloom Roccia
------	-----------	--------	-------	-------	-----------------	--------------------------	---

Clouds
Ceiling hung - Can be hung horizontally on most ceilings. A variety of fixings are available to connect the tiles to the ceilings, with steel cable kits provided as standard.

GE11A1	40	x	820	x	1030	x	
GE11A2	65	x	820	x	1030	x	
GE11B1	40	x	920	x	1300	x	
GE11B2	65	x	920	x	1300	x	



Code	Thickness	Diameter	Price
------	-----------	----------	-------

Circles & Doughnuts
Ceiling hung - Can be hung horizontally on most ceilings. A variety of fixings are available to connect the tiles to the ceilings, with steel cable kits provided as standard.

GE12A1	40	x	500	
GE12A2	65	x	500	
GE12B1	40	x	750	
GE12B2	65	x	750	
GE12C1	40	x	1000	
GE12C2	65	x	1000	
GE13A1	40	x	500/250	
GE13A2	65	x	500/250	
GE13B1	40	x	750/500	
GE13B2	65	x	750/500	
GE13C1	40	x	1000/750	
GE13C2	65	x	1000/750	



Additional Information

Hanging Wire supplied as standard (see picture below) **⚠** If installing on suspended ceiling, verify load capacity prior to installation.



Suspended Ceiling Grid Clip

GECLIP	To Suit 15mm Grid Ceilings	Per Tile
GECLIP	To Suit 24/25mm Grid Ceilings	Per Tile

Code	Thickness	Height	Width	Price
------	-----------	--------	-------	-------

Square Ceiling Grid
Ceiling hung - Can be hung horizontally on most ceiling grid systems. No fixings required, the lip around the edge of the tile slots into existing ceiling grid.

GE25A1	40	x	595	x	595
--------	----	---	-----	---	-----



Additional Information

Tile rests on supports. No additional fixings necessary. **⚠** If installing on suspended ceiling, verify load capacity prior to installation.



Code	Thickness	Height	Width	Price	Camira: Blazer, Blazer Lite, Synergy, Sonus, Agua Buro, Inloom Jet Bioactive, Inloom Roccia, Inloom One
Square					
Wall hung - Can be hung vertically or at angles on most walls. A variety of fixings are available to connect the tiles to the walls.				Camira: Cara	Camira: Rivet, Carlow
GE14A1	40				
GE14A2	65	x	600	x	600
GE14B1	40	x	800	x	800
GE14B2	65	x	1000	x	1000
GE14C1	40				
GE14C2	65	x	1200	x	1200
GE14D1	40				
GE14D2	65	x	1200	x	1200
Rectangle					
GE15A1	40				
GE15A2	65	x	400	x	1000
GE15B1	40	x	400	x	1200
GE15B2	65	x	400	x	1400
GE15C1	40	x	400	x	1600
GE15C2	65	x	400	x	1600
GE15D1	40	x	400	x	1000
GE15D2	65	x	400	x	1200
GE15E1	40	x	400	x	1400
GE15E2	65	x	400	x	1600
GE15F1	40	x	400	x	1000
GE15F2	65	x	400	x	1200
GE15G1	40	x	400	x	1400
GE15G2	65	x	400	x	1600
GE15H1	40	x	400	x	1000
GE15H2	65	x	400	x	1200
GE15J1	40	x	400	x	1400
GE15J2	65	x	400	x	1600
GE15K1	40	x	400	x	1000
GE15K2	65	x	400	x	1200
GE15L1	40	x	400	x	1400
GE15L2	65	x	400	x	1600
Apex					
Wall hung. A variety of fixings are available to connect the tiles to the walls.				*prices shown are for single colour fabrics only	
GE16A1	120	x	500	x	500
GE16B1	120	x	700	x	700
GE24A1	120	x	500	x	500
GE24B1	120	x	700	x	700
GE18A1	120	x	500	x	500
GE18B1	120	x	700	x	700
Arrow					
Wall hung - Can be hung vertically or at angles on most walls. A variety of fixings are available to connect the tiles to the walls, with Velcro provided as standard.					
GE19A1	40				
GE19A21	65	x	500	x	500
Hexagon					
Wall hung - Can be hung vertically or at angles on most walls. A variety of fixings are available to connect the tiles to the walls.					
GE20A1	40	x	433	x	500
GE20A2	65	x	433	x	500
GE20B1	40	x	606	x	700
GE20B2	65	x	606	x	700
GE20C1	40	x	779	x	900
GE20C2	65	x	779	x	900

Screens & Pods

Additional Information
Velcro Strips supplied as standard.


BARRIER SCREENS

SCREENS & PODS

Specification

- 5mm free standing clear acrylic protection screens
- 8mm clear acrylic feet for stability
- Clear finish only

Code	Description	Price
Fully Glazed Free Standing Screen - 975mm w x 725mm h		
SNS250	Fully Glazed Screen with 250mm X 50mm Cut-out	
SNS300	Fully Glazed Screen with 300mm X 50mm Cut-out	
SNS350	Fully Glazed Screen with 350mm X 50mm Cut-out	
Other sizes available on request		



FITS TO DESKTOP SCREEN

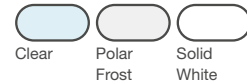
* New Design (now finish size)

Specification

- 5mm thick
- Clear acrylic, easily cleanable
- Supplied with 2 x fixing brackets
- Can be added to GOF desk mounted screens and Mirage Lite Straight screens
- Edges are diamond polished with all sharp corners removed

GLAZED VISION PANELS SCREENS & PODS

Acrylic Options -



Clear Polar Frost Solid White

Solid White is a surcharge +25%

Bracket -



For GOF vision panels brackets suffix code with -VP (e.g. VS185S-VP) 10 - 38mm Adjustment

Code	Description (finish size)	Price
300mm High		
VS063S	Fully Glazed Vision Panel 600W X 300H	
VS083S	Fully Glazed Vision Panel 800W X 300H	
VS103S	Fully Glazed Vision Panel 1000W X 300H	
VS123S	Fully Glazed Vision Panel 1200W X 300H	
VS143S	Fully Glazed Vision Panel 1400W X 300H	
VS163S	Fully Glazed Vision Panel 1600W X 300H	
VS183S	Fully Glazed Vision Panel 1800W X 300H	
500mm High		
VS065S	Fully Glazed Vision Panel 600W X 500H	
VS085S	Fully Glazed Vision Panel 800W X 500H	
VS105S	Fully Glazed Vision Panel 1000W X 500H	
VS125S	Fully Glazed Vision Panel 1200W X 500H	
VS145S	Fully Glazed Vision Panel 1400W X 500H	
VS165S	Fully Glazed Vision Panel 1600W X 500H	
VS185S	Fully Glazed Vision Panel 1800W X 500H	



FREE STANDING DESKTOP SCREENS

SCREENS & PODS

Specification

- 5mm thick
- Clear acrylic, easily cleanable
- Supplied with 2 x fixing brackets
- Can be used as stand-alone screens
- Edges are diamond polished with all sharp corners removed
- Optional cut-out size 300mm X 100mm

Acrylic Options -



Solid White is a surcharge +25%

Screens & Pods

Code	Code with Cut Out	Description (finish size)	Price
600mm High			
FS0606	N/A	Fully Glazed Screen 600W X 600H	
FS0608	N/A	Fully Glazed Screen 800W X 600H	
FS0610	FS0610C	Fully Glazed Screen 1000W X 600H	
FS0612	FS0612C	Fully Glazed Screen 1200W X 600H	
FS0614	FS0614C	Fully Glazed Screen 1400W X 600H	
FS0616	FS0616C	Fully Glazed Screen 1600W X 600H	
FS0618	FS0618C	Fully Glazed Screen 1800W X 600H	
800mm High			
FS0806	N/A	Fully Glazed Screen 600W X 800H	
FS0808	N/A	Fully Glazed Screen 800W X 800H	
FS0810	FS0810C	Fully Glazed Screen 1000W X 800H	
FS0812	FS0812C	Fully Glazed Screen 1200W X 800H	
FS0814	FS0814C	Fully Glazed Screen 1400W X 800H	
FS0816	FS0816C	Fully Glazed Screen 1600W X 800H	
FS0818	FS0818C	Fully Glazed Screen 1800W X 800H	
1100mm High			
FS1106	N/A	Fully Glazed Screen 600W X 1100H	
FS1108	N/A	Fully Glazed Screen 800W X 1100H	
FS1110	FS1110C	Fully Glazed Screen 1000W X 1100H	
FS1112	FS1112C	Fully Glazed Screen 1200W X 1100H	
FS1114	FS1114C	Fully Glazed Screen 1400W X 1100H	
FS1116	FS1116C	Fully Glazed Screen 1600W X 1100H	
FS1118	FS1118C	Fully Glazed Screen 1800W X 1100H	



SCREEN BRACKETS & ACCESSORIES

SCREENS & PODS

Specification

*Please note brackets will increase in height when used with 1100h screens

- Brackets for a range of uses
- Cat flap
- Hinge brackets, fixed brackets and more



Fixed Bracket

Fixed screen brackets must be screw fixed for stability - supplied in pairs

For screen with fixed bracket panels suffix code with -FP (e.g. FS0618C-FP)



Free standing Bracket

Free standing bracket for sitting onto desktop (can be screw fixed for stability) - supplied in pairs.

For screen with free standing bracket panels suffix code with -FS (e.g. FS0618C-FS)



Clamp Bracket

Clamp bracket to suit rear of desktop (suit 25mm top panel) - supplied in pairs


For screen with clamp bracket panels suffix code with -CB (e.g. FS0618C-CB)



Divider Bracket ***Please note net Surcharge***

Clamp bracket to suit side of desk/table (Adjustable from 25mm - 75mm) - supplied in pairs

For screen with divider bracket panels suffix code with -DB (e.g. FS0618C-DB)



Cat Flap ****Please note net each****

Swing open cat flap to bottom of screen



Hinges ****Please note net each****

90°, 4 way, 3 way (left to right)

CLUSTER SCREENS

SCREENS & PODS

Specification

- 5mm thick
- Clear acrylic, easily cleanable
- Stand alone screen
- Return screens
- Supplied with bracket for fixing on return screens
- Adjustable bracket along void

Acrylic Options -



Solid White is a surcharge
+25%

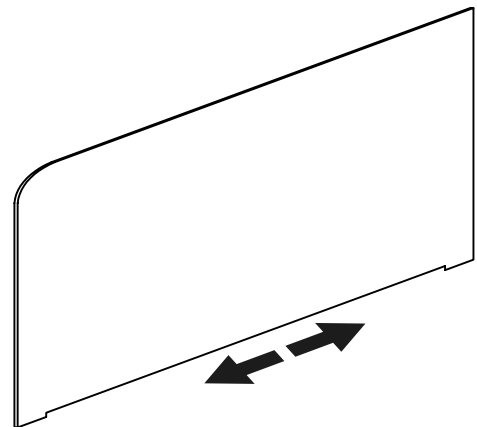
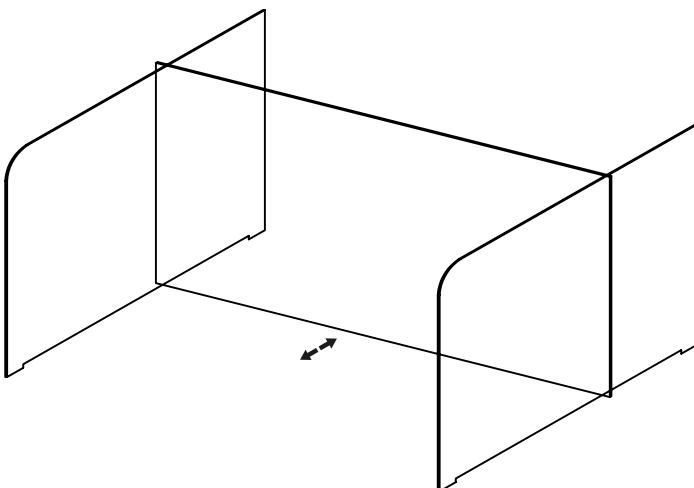
Screens & Pods

Code	Description (finish size)	Price
600mm High With 600mm Deep Return		
FSRS06606	600W X 600H Rear Screen with 600D X 600H Return	
FSRS08606	800W X 600H Rear Screen with 600D X 600H Return	
FSRS10606	1000W X 600H Rear Screen with 600D X 600H Return	
FSRS12606	1200W X 600H Rear Screen with 600D X 600H Return	
FSRS14606	1400W X 600H Rear Screen with 600D X 600H Return	
FSRS16606	1600W X 600H Rear Screen with 600D X 600H Return	
600mm High With 800mm Deep Return		
FSRS06608	600W X 600H Rear Screen with 800D X 600H Return	
FSRS08608	800W X 600H Rear Screen with 800D X 600H Return	
FSRS10608	1000W X 600H Rear Screen with 800D X 600H Return	
FSRS12608	1200W X 600H Rear Screen with 800D X 600H Return	
FSRS14608	1400W X 600H Rear Screen with 800D X 600H Return	
FSRS16608	1600W X 600H Rear Screen with 800D X 600H Return	
600mm High With 1000mm Deep Return		
FSRS06610	600W X 600H Rear Screen with 1000D X 600H Return	
FSRS08610	800W X 600H Rear Screen with 1000D X 600H Return	
FSRS10610	1000W X 600H Rear Screen with 1000D X 600H Return	
FSRS12610	1200W X 600H Rear Screen with 1000D X 600H Return	
FSRS14610	1400W X 600H Rear Screen with 1000D X 600H Return	
FSRS16610	1600W X 600H Rear Screen with 1000D X 600H Return	



CLUSTER SCREENS SCREENS & PODS

Code	Description (finish size)	Price
800mm High With 600mm Deep Return		
FSRS06806	600W X 800H Rear Screen with 600D X 800H Return	
FSRS08806	800W X 800H Rear Screen with 600D X 800H Return	
FSRS10806	1000W X 800H Rear Screen with 600D X 800H Return	
FSRS12806	1200W X 800H Rear Screen with 600D X 800H Return	
FSRS14806	1400W X 800H Rear Screen with 600D X 800H Return	
FSRS16806	1600W X 800H Rear Screen with 600D X 800H Return	
800mm High With 800mm Deep Return		
FSRS06808	600W X 800H Rear Screen with 800D X 800H Return	
FSRS08808	800W X 800H Rear Screen with 800D X 800H Return	
FSRS10808	1000W X 800H Rear Screen with 800D X 800H Return	
FSRS12808	1200WX 800H Rear Screen with 800D X 800H Return	
FSRS14808	1400W X 800H Rear Screen with 800D X 800H Return	
FSRS16808	1600W X 800H Rear Screen with 800D X 800H Return	
800mm High With 1000mm Deep Return		
FSRS06810	600W X 800H Rear Screen with 1000D X 800H Return	
FSRS08810	800WX 800H Rear Screen with 1000D X 800H Return	
FSRS10810	1000W X 800H Rear Screen with 1000D X 800H Return	
FSRS12810	1200W X 800H Rear Screen with 1000D X 800H Return	
FSRS14810	1400WX 800H Rear Screen with 1000D X 800H Return	
FSRS16810	1600W X 800H Rear Screen with 1000D X 800H Return	



Bracket is adjustable along the void

CURVED VISION PANELS - MIRAGE LITE SCREENS & PODS

Specification

- 5mm thick
- Clear acrylic, easily cleanable
- Supplied with 2 x fixing brackets
- Can be added to Mirage Lite curved desk mounted screens
- Edges are diamond polished with all sharp corners removed

Acrylic Options -



Solid White is a surcharge +25%

Screens & Pods

Code	Description (finish size)	Price
300mm High		
SML0603	Fully Glazed Screen Shaped to Suit Mirage Lite 570W X 300H	
SML0803	Fully Glazed Screen Shaped to Suit Mirage Lite 770W X 300H	
SML1003	Fully Glazed Screen Shaped to Suit Mirage Lite 970W X 300H	
SML1203	Fully Glazed Screen Shaped to Suit Mirage Lite 1170W X 300H	
SML1403	Fully Glazed Screen Shaped to Suit Mirage Lite 1370W X 300H	
SML1603	Fully Glazed Screen Shaped to Suit Mirage Lite 1570W X 300H	
SML1603	Fully Glazed Screen Shaped to Suit Mirage Lite 1770W X 300H	
400mm High		
SML0604	Fully Glazed Screen Shaped to Suit Mirage Lite 570W X 400H	
SML0804	Fully Glazed Screen Shaped to Suit Mirage Lite 770W X 400H	
SML1004	Fully Glazed Screen Shaped to Suit Mirage Lite 970W X 400H	
SML1204	Fully Glazed Screen Shaped to Suit Mirage Lite 1170W X 400H	
SML1404	Fully Glazed Screen Shaped to Suit Mirage Lite 1370W X 400H	
SML1604	Fully Glazed Screen Shaped to Suit Mirage Lite 1570W X 400H	
SML1804	Fully Glazed Screen Shaped to Suit Mirage Lite 1770W X 400H	
500mm High		
SML0605	Fully Glazed Screen Shaped to Suit Mirage Lite 570W X 500H	
SML0805	Fully Glazed Screen Shaped to Suit Mirage Lite 770W X 500H	
SML1005	Fully Glazed Screen Shaped to Suit Mirage Lite 970W X 500H	
SML1205	Fully Glazed Screen Shaped to Suit Mirage Lite 1170W X 500H	
SML1405	Fully Glazed Screen Shaped to Suit Mirage Lite 1370W X 500H	
SML1605	Fully Glazed Screen Shaped to Suit Mirage Lite 1570W X 500H	
SML1805	Fully Glazed Screen Shaped to Suit Mirage Lite 1770W X 500H	

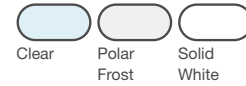


MOBILE FLOOR STANDING SCREENS SCREENS & PODS

Specification

- 3mm thick
- Clear acrylic, easily cleanable
- Mobile frame
- On lockable castors

Acrylic Options -



Solid White is a surcharge +25%

Code	Description (finish size)	Price
1400mm High		
MSA1408	Mobile Glazed Screen 800W X 1400H	
MSA1410	Mobile Glazed Screen 1000W X 1400H	
MSA1412	Mobile Glazed Screen 1200W X 1400H	
1600mm High		
MSA1608	Mobile Glazed Screen 800W X 1600H	
MSA1610	Mobile Glazed Screen 1000W X 1600H	
MSA1612	Mobile Glazed Screen 1200W X 1600H	
1800mm High		
MSA1808	Mobile Glazed Screen 800W X 1800H	
MSA1810	Mobile Glazed Screen 1000W X 1800H	
MSA1812	Mobile Glazed Screen 1200W X 1800H	
Linking Brackets		
FLA90	90 Degree Bracket (supplied in pairs)	
FLAST	Straight Link Bracket (supplied in pairs)	



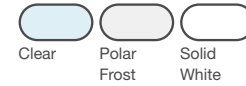
Screens & Pods

STATIC FLOOR STANDING SCREENS SCREENS & PODS

Specification

- 3mm thick
- Clear acrylic, easily cleanable
- Static frame

Acrylic Options -



Solid White is a surcharge +25%

Screens & Pods

Code	Description (finish size)	Price
1400mm High		
FSA1408	Static Glazed Screen 800W X 1400H	
FSA1410	Static Glazed Screen 1000W X 1400H	
FSA1412	Static Glazed Screen 1200W X 1400H	
1600mm High		
FSA1608	Static Glazed Screen 800W X 1600H	
FSA1610	Static Glazed Screen 1000W X 1600H	
FSA1612	Static Glazed Screen 1200W X 1600H	
1800mm High		
FSA1808	Static Glazed Screen 800W X 1800H	
FSA1810	Static Glazed Screen 1000W X 1800H	
FSA1812	Static Glazed Screen 1200W X 1800H	
Linking Brackets		
FLA90	90 Degree Bracket (supplied in pairs)	
FLAST	Straight Link Bracket (supplied in pairs)	

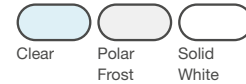


MFC & ACRYLIC SCREENS SCREENS & PODS

Specification

- 3mm thick acrylic
- Floor standing
- Lower section in MFC
- Upper section in acrylic
- Static frame
- Choice of MFC finishes

Acrylic Options -



Solid White is a surcharge +25%

Code	Description (finish size)	Price
1600mm High		
FSW0816	800W x 1600H Floor Standing Screen with MFC (lower)	
FSW1016	1000W x 1600H Floor Standing Screen with MFC (lower)	
FSW1216	1200W x 1600H Floor Standing Screen with MFC (lower)	
FSW1416	1400W x 1600H Floor Standing Screen with MFC (lower)	
FSW1616	1600W x 1600H Floor Standing Screen with MFC (lower)	
1800mm High		
FSW0818	800W x 1800H Floor Standing Screen with MFC (lower)	
FSW1018	1000W x 1800H Floor Standing Screen with MFC (lower)	
FSW1218	1200W x 1800H Floor Standing Screen with MFC (lower)	
FSW1418	1400W x 1800H Floor Standing Screen with MFC (lower)	
FSW1618	1600W x 1800H Floor Standing Screen with MFC (lower)	
2000mm High		
FSW0820	800W x 2000H Floor Standing Screen with MFC (lower)	
FSW1020	1000W x 2000H Floor Standing Screen with MFC (lower)	
FSW1220	1200W x 2000H Floor Standing Screen with MFC (lower)	
FSW1420	1400W x 2000H Floor Standing Screen with MFC (lower)	
FSW1620	1600W x 2000H Floor Standing Screen with MFC (lower)	



INTRODUCTION

STORAGE





For metal finishes please see
Technical Information section.

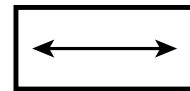
Pastel Paint
Surcharge = per item.



For board finishes please see
Technical Information section.

Adlington Oak
Surcharge = per item
Dark Concrete
Surcharge = per item


We offer a comprehensive range of storage units, including a variety of pedestals, hinged door, tambour fronted, open fronted and filing units.



denotes grain
direction

- Three handle options are available, please see below for details.
- All locking units have a suited key system with optional master keys. 2 Keys are supplied with every lockable unit - one with collapsible / folding fob.

HOW TO SPECIFY YOUR HANDLE



Handle type B				
	BLACK	GREY	WHITE	SILVER
Handle type C				
	BLACK	GREY	WHITE	SILVER
Handle type D				
	BLACK	GREY	WHITE	SILVER

PEDESTALS STORAGE






Pedestals are designed to suit all desking ranges and are available as mobile or static.



- Available with two, three and four drawers - including shallow & filing drawers.
- Desk high pedestals are available in 600mm and 800mm depths.

Base code	Description	W	D	H	MFC Price
-----------	-------------	---	---	---	-----------

Under Desk



Mobile	Static	Description	W	D	H	MFC Price	
2DM	2DS	2 drawer	430	x 600	x 555		  
3DM	3DS	3 drawer	430	x 600	x 555		

Tall Under Desk

Mobile	Static	Description	W	D	H	MFC Price	
3PUM	3PUS	3 drawer	430	x 600	x 625		 





Please note, Tall Under Desk pedestals do not work with Bench² single sided desks with increased depth trays

Tall Under Desk Slimline





Mobile	Static	Description	W	D	H	MFC Price	
3SPUM	3SPUS	3 drawer	340	x 600	x 625		 

Please note, Tall Under Desk pedestals do not work with Bench² single sided desks with increased depth trays



600mm Deep Desk High

Mobile	Static	Description	W	D	H	MFC Price	
2D6M	2D6S	2 drawer	430	x 600	x 727		   
3D6M	3D6S	3 drawer	430	x 600	x 727		
4D6M	4D6S	4 drawer	430	x 600	x 727		





600mm Deep Desk High - Slimline

Mobile	Static	Description	W	D	H	MFC Price	
2SD6M	2SD6S	2 drawer	340	x 600	x 727		   
3SD6M	3SD6S	3 drawer	340	x 600	x 727		
4SD6M	4SD6S	4 drawer	340	x 600	x 727		


600mm Deep Desk High - Extended top

Mobile	Static	Description	W	D	H	MFC Price	
3D68M	3D68S	3 drawer	430	x 800	x 727		 

800mm Deep Desk High

Mobile	Static	Description	W	D	H	MFC Price	
2D8M	2D8S	2 drawer	430	x 800	x 727		   
3D8M	3D8S	3 drawer	430	x 800	x 727		
4D8M	4D8S	4 drawer	430	x 800	x 727		

Storage



Storage

Tall Under Desk Pedestal with Type D Handles

PEDESTALS & STORAGE UNITS

STORAGE

10 Year Guarantee

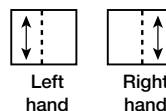
- Fly over top pedestals extend worksurfaces and can convert desks into workstations.
- File hutches utilise above desk space for file storage.



Base code Description W D H MFC Price

Fly Over Top - For use with Rectangular Desk

3DFSL	Left hand	1000	x	600	x	727
3DFSR	Right hand	1000	x	600	x	727

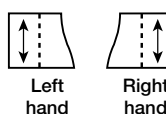


Left hand shown



Fly Over Top - For use with Wave Desk

3DFWL	Left hand	1000	x	600	x	727
3DFWR	Right hand	1000	x	600	x	727

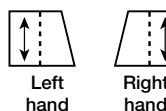


Left hand shown



Fly Over Top - For use with Angular Desk

3DFAL	Left hand	1000	x	600	x	727
3DFAR	Right hand	1000	x	600	x	727



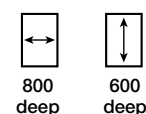
Left hand shown



Rear Fitting 3 Drawer Pedestal & File Hutch

3D8RH	800 deep	430	x	800	x	1107
3D6RH	600 deep	430	x	600	x	1107

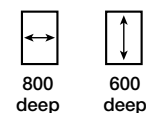
File hutch accepts A4 & Foolscap lever arch files & box files.



Side Fitting 3 Drawer Pedestal & File Hutch

3D8SH	800 deep	430	x	800	x	1107
3D6SH	600 deep	430	x	600	x	1107

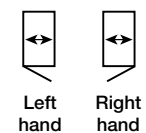
File hutch accepts A4 & Foolscap lever arch files & box files.



800mm Deep Desk High Combination - Lockable Hinged Door

CP84L	Left hand	430	x	800	x	727
CP84R	Right hand	430	x	800	x	727
CP83L	Left hand	340	x	800	x	727
CP83R	Right hand	340	x	800	x	727

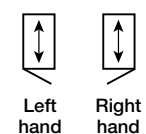
Supplied with adjustable shelf.



600mm Deep Desk High Combination - Single Lockable Hinged Door

CP64L	Left hand	430	x	600	x	727
CP64R	Right hand	430	x	600	x	727
CP63L	Left hand	340	x	600	x	727
CP63R	Right hand	340	x	600	x	727

Supplied with adjustable shelf.





Tall Under Desk Pedestal

Base code	Description	W	D	H	MFC Price
-----------	-------------	---	---	---	-----------

800mm Deep Desk High Combination - Open Fronted

BCOP84Z	Open front	430	x	800	x	727
BCOP83Z	Open front	340	x	800	x	727

Supplied with adjustable shelf.



600mm Deep Desk High Combination - Open Fronted


BCOP64Z	Open front	430	x	600	x	727
BCOP63Z	Open front	340	x	600	x	727
BPU64Z	Open front	430	x	600	x	625
BPU63Z	Open front	340	x	600	x	625

Supplied with adjustable shelf.



Pen Trays


Code	Description	Price
SLPT	Black only - slide out pen tray. Fits to underside of desk top.	
P/TRAY	Black only - suitable for all pedestals except slim-line	
S/TRAY	Black only - suitable for slim-line	



SLPT



SLPT



S/TRAY



P/TRAY

System storage is available in hinged door, vertical tambour, side opening and open fronted variations.

Each accept a comprehensive range of fitments to suit your storage needs.

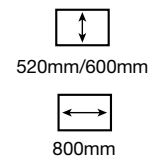
- Tambour units have integral handles as part of the doors.
- Vertical tambour have additional finger-pull section to aid opening.
- Accessories to be ordered separately.



Base code	Description	W	D	H	MFC Price
-----------	-------------	---	---	---	-----------

Cupboard with Hinged Doors

HD86	Standard	950	x	520	x	2207
HD79	Standard	950	x	520	x	2007
HD72	Standard	950	x	520	x	1837
HD56	Standard	950	x	520	x	1607
HD48	Standard	950	x	520	x	1227
HD40	Standard	950	x	520	x	1007
HD29	Standard	950	x	520	x	727
HD296	600mm ext top	950	x	600	x	727
HD298	800mm ext top	950	x	800	x	727



Wardrobe Conversion - Supplied with 4 Shelves and 1 Coat Rail

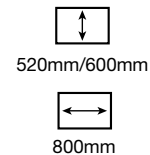
Can not be used with vertical tambour cupboards

WC86	2207 High cupboard	862	x	426	x	2112
WC79	2007 High cupboard	862	x	426	x	1912
WC72	1837 High cupboard	862	x	426	x	1744
WC56	1607 High cupboard	862	x	426	x	1514



Cupboard with Open Front

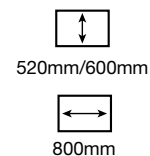
OF86Z	Standard	950	x	520	x	2207
OF79Z	Standard	950	x	520	x	2007
OF72Z	Standard	950	x	520	x	1837
OF56Z	Standard	950	x	520	x	1607
OF48Z	Standard	950	x	520	x	1227
OF40Z	Standard	950	x	520	x	1007
OF29Z	Standard	950	x	520	x	727
OF29EZ	600mm ext top	950	x	600	x	727
OF29EEZ	800mm ext top	950	x	800	x	727



Cupboard with Side Opening Tambour Door -

Please specify tambour colour - Black, Grey, Silver or White
Does not require handles.

SUST79Z	Standard	1100	x	520	x	2007
SUST72Z	Standard	1100	x	520	x	1837
SUST56Z	Standard	1100	x	520	x	1607
SUST48Z	Standard	1100	x	520	x	1227
SUST40Z	Standard	1100	x	520	x	1007
SUST29Z	Standard	1100	x	520	x	727
SUST29EZ	600mm ext top	1100	x	600	x	727
SUST29EEZ	800mm ext top	1100	x	800	x	727



Cupboard with Vertical Opening Tambour Door -

Please specify tambour colour - Black, Grey, Silver or White
Does not require handles.

TS86Z	Standard	950	x	520	x	2207
TS79Z	Standard	950	x	520	x	2007
TS72Z	Standard	950	x	520	x	1837
TS56Z	Standard	950	x	520	x	1607
TS48Z	Standard	950	x	520	x	1227
TS40Z	Standard	950	x	520	x	1007





Accessories (Black metalwork only)



CSLF
Combi shelf
790mm of A4 or foolscap filing also accepts 275 or 330 lateral files



ROSF
Roll out suspension frame
780mm of A4 or foolscap filing



ROD
Roll out drawer
809mm x 387mm x 105mm



ROSD
Roll out slotted drawer with 5 dividers
809mm x 387mm x 105mm



ASM
Adjustable slotted metal shelf with 5 dividers
868mm x 410mm x 155mm



ALFR
Adjustable lateral filing rail
790mm of lateral filing accepts 275 or 330 lateral files



MROS
Metal roll out shelf
870mm x 410mm x 20mm



AWSZ
Adjustable shelf, 25mm thick MFC
868mm x 418mm x 25mm



AMS
Adjustable shelf - Metal
870mm x 410mm x 20mm



WHSZ
Wooden hat shelf & coat rail, 25mm thick MFC
868mm x 418mm x 25mm



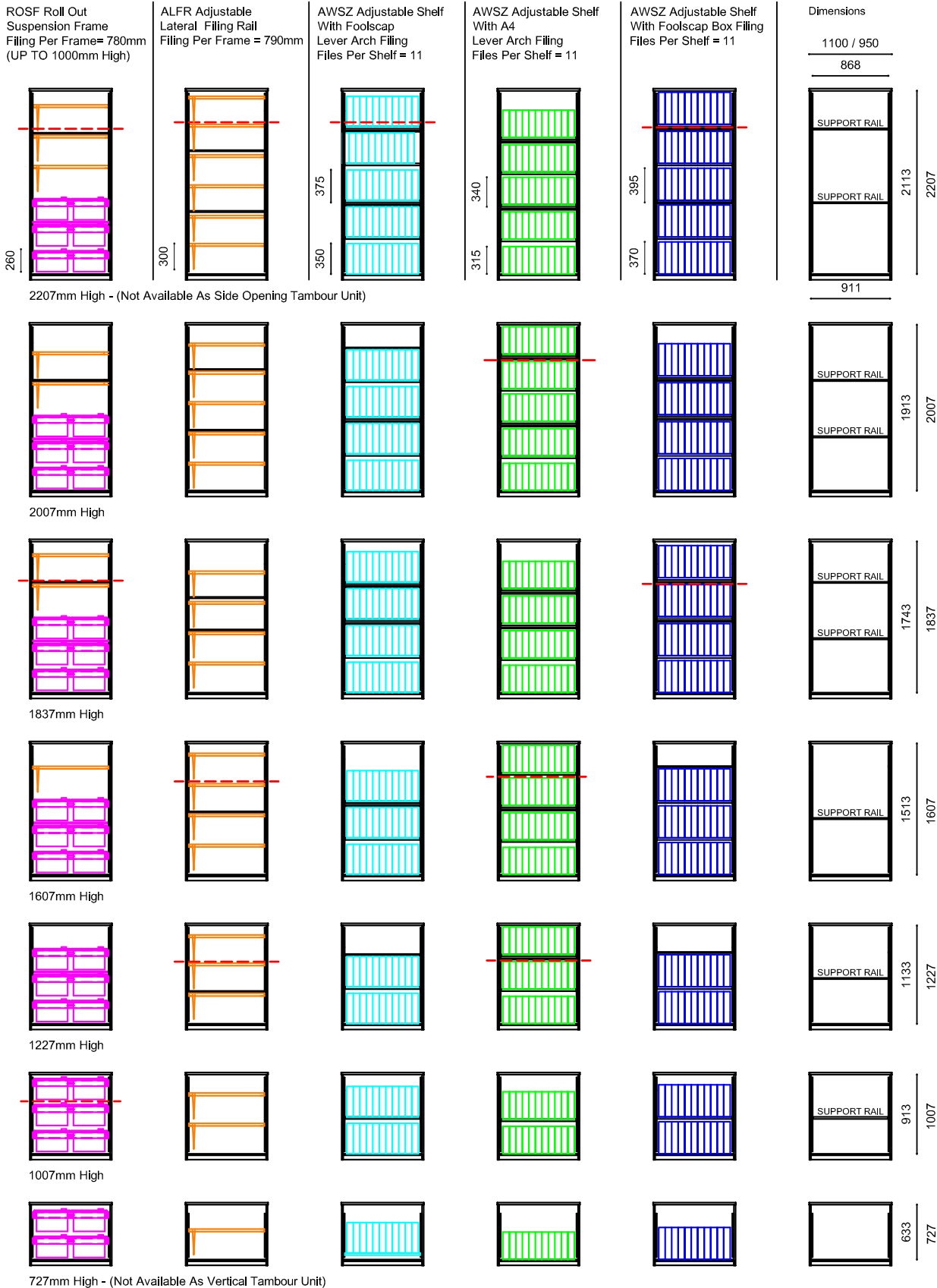
Side Opening Tambour Door

SYSTEM CAPACITY PLANNING

STORAGE

Please note: the below capacities are to be used as a guide and are for reference only.

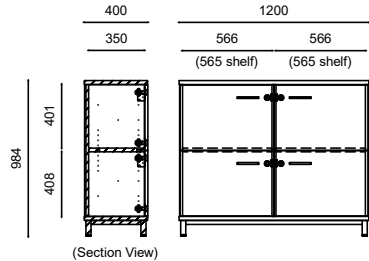
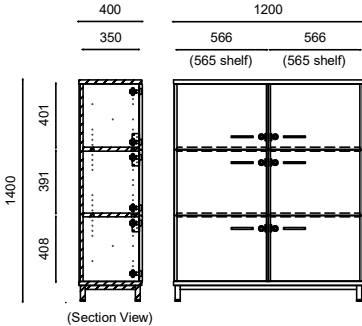
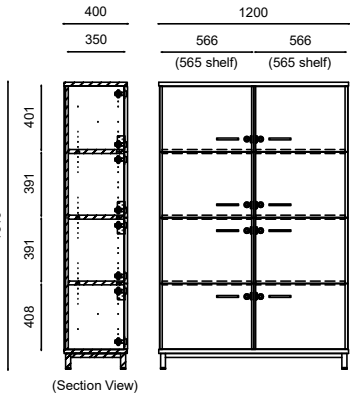
--- Denotes vertical tambour limit.



Storage

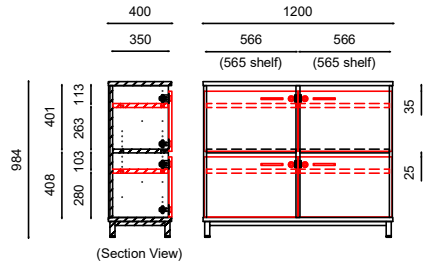
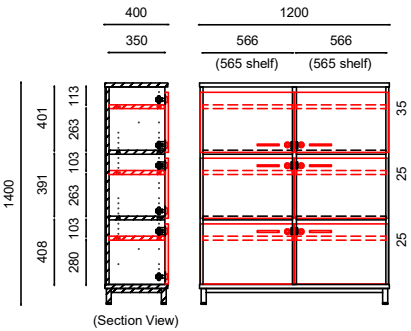
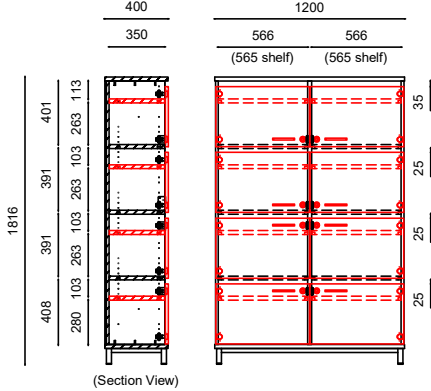
CABINETS & UNITS STORAGE

BOF unit shelf positions (shown with optional HD1 doors)

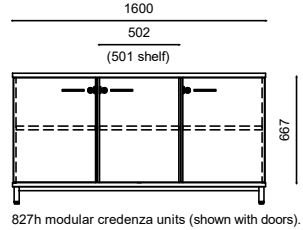
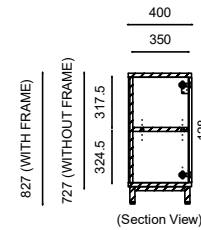
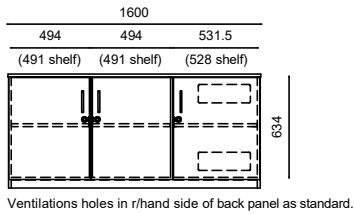
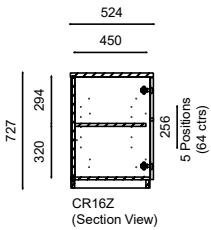


BOF unit shelf positions (shown with optional HD1 doors)

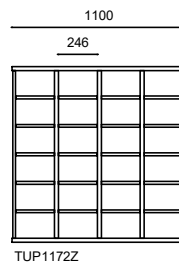


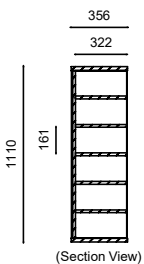
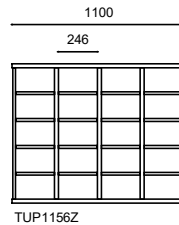
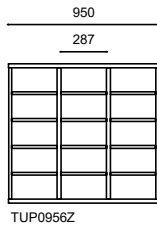
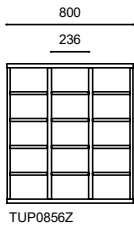
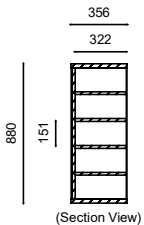
Optional BAWSZ positions when used with optional post door sets (HDPL/HDPR)



Credenza Unit Specification



Pigeon Hole Top Unit Specification



CABINETS & UNITS STORAGE



Filing storage is based around foolscap sizes and allows users to use filing pockets to hold documents.



- Filing drawers include anti-tilt mechanisms as standard.

Code	Description	W	D	H	MFC Price
Filing Cabinets					
515mm of foolscap filing per drawer.					
FC4	4 Drawer	480	x 600	x 1352	
FC3	3 Drawer	480	x 600	x 1037	
FC2	2 Drawer	480	x 600	x 727	
FC28	2 Drawer ext top	480	x 800	x 727	



600mm



800mm



950mm Wide 3 Drawer Side Filing Units

770mm of foolscap filing per drawer.


SFU93	Standard	950	x 520	x 1017	
-------	----------	-----	-------	--------	--



520mm/600mm



800mm



950mm Wide 2 Drawer Side Filing Units

770mm of foolscap filing per drawer.

SFU9	Standard	950	x 520	x 727	
SFU96	600mm ext top	950	x 600	x 727	
SFU98	800mm ext top	950	x 800	x 727	

800mm Wide 3 Drawer Side Filing Units

690mm of foolscap filing per drawer.


SFU83	Standard	800	x 520	x 1017	
-------	----------	-----	-------	--------	--



520mm/600mm



800mm



800mm Wide 2 Drawer Side Filing Units

690mm of foolscap filing per drawer.

SFU8	Standard	800	x 520	x 727	
SFU86	600mm ext top	800	x 600	x 727	
SFU88	800mm ext top	800	x 800	x 727	

Desk High Lockable Double Door Storage Units

800mm wide units supplied with adjustable wooden shelf.
1200mm wide units supplied with central divider with one adjustable wooden shelf each side.

SU12DZ	Standard	1200	x 520	x 727	
SU126DZ	600mm ext top	1200	x 600	x 727	
SU128DZ	800mm ext top	1200	x 800	x 727	
HD31	Standard	800	x 520	x 727	
HD316	600mm ext top	800	x 600	x 727	
HD318	800mm ext top	800	x 800	x 727	



520mm/600mm



800mm



Open fronted unit

800mm wide units supplied with adjustable wooden shelf.
1200mm wide units supplied with central divider with one adjustable wooden shelf each side.

SU12Z	Standard	1200	x 520	x 727	
SU126Z	600mm ext top	1200	x 600	x 727	
SU128Z	800mm ext top	1200	x 800	x 727	
SU31Z	Standard	800	x 520	x 727	
SU31EZ	600mm ext top	800	x 600	x 727	
SU31EEZ	800mm ext top	800	x 800	x 727	



520mm/600mm



800mm



800mm wide unit

10 Year
Guarantee

CABINETS & UNITS STORAGE



Storage

Desk High Lockable Double Door Storage, Cupboard with Hinged Doors and Vertical Tambour Unit

TOP & BASE UNITS STORAGE



By adding top units to base units, simple combination storage can be created. Top shelving units can also be fitted to System Storage, so increasing the possibilities.

- Top units available with open fronts or sliding glass doors.
- Base units match the height of desking and can be used as desk end storage.

Code	Description	W	D	H	MFC Price
------	-------------	---	---	---	-----------

950mm Wide Top Units

Supplied with adjustable wooden shelf. Accepts 2 rows of foolscap box files.

TUO29Z	Open fronted	950	x	350	x	887
TUG29Z	Glass doors	950	x	350	x	887



800mm Wide Top Units

Supplied with adjustable wooden shelf. Accepts 2 rows of foolscap box files.

QTUO08Z	Open fronted	800	x	350	x	887
QTUG08Z	Glass doors	800	x	350	x	887



Sliding Door Lock

TUGLK

2 Tier Wave Side Opening Tambour Units

Please specify tambour colour - Black, Grey, Silver or White
Supplied with adjustable wooden shelf. Accepts 2 rows of A4 files.

SUSTWRZ	Right hand	1000	x	600/800	x	727
SUSTWLZ	Left hand	1000	x	600/800	x	727



Left hand shown

2 Tier Rectangular Side Opening Tambour Unit

Please specify tambour colour - Black, Grey, Silver or White
Supplied with adjustable wooden shelf. Accepts 2 rows of A4 files.

SUSTSZ		800	x	600	x	727
--------	--	-----	---	-----	---	-----



2 Tier Radial Side Opening Tambour Units

Please specify tambour colour - Black, Grey, Silver or White

SURSTRZ	Right hand	800	x	600	x	727
SURSTLZ	Left hand	800	x	600	x	727



2 Tier Wave Open Fronted Unit

Supplied with adjustable wooden shelf. Accepts 2 rows of A4 files.

SUSOWRZ	Right hand	1000	x	600/800	x	727
SUSOWLZ	Left hand	1000	x	600/800	x	727



Left hand shown

2 Tier Rectangular Open Fronted Unit

Supplied with adjustable wooden shelf. Accepts 2 rows of A4 files.

SUSOSZ		800	x	600	x	727
--------	--	-----	---	-----	---	-----





2 Drawer Side File Unit with Open Fronted Top Unit

BOOKCASES & PIGEON HOLE UNITS STORAGE



Though each unit has adjustable shelves, each tier is normally based on fooscap box file dimensions. Pigeon Hole units are designed to sit on 'Base' storage units.

- Pigeon Hole units match System Storage heights when fitted to base units.
- 'SU' units are desk height and can be used to extend worksurfaces.

Code	Description	W	D	H	MFC Price
------	-------------	---	---	---	-----------

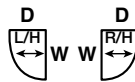
Radial Bookcases

Accepts 2 rows of A4 files.

SURZ	2 tier	800	x	800	x	727
SUR6Z	2 tier	600	x	600	x	727



SUR86RZ	2 tier	800	x	600	x	727
SUR86LZ	2 tier	800	x	600	x	727

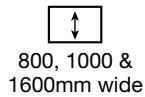


Storage

Desk High Bookcase

Accepts 2 rows of A4 files.

SUB16Z*	2 Tier	1600	x	320	x	727
SUB12Z*	2 Tier	1200	x	320	x	727
SUB10Z	2 Tier	1000	x	320	x	727
SUB08Z	2 Tier	800	x	320	x	727
SUB06Z	2 Tier	600	x	320	x	727



* with central divider

Please note, Desk High Bookcases have fixed shelves

Open Fronted Bookcase Shelving

Accepts rows of A4 / fooscap lever arch & box files. 760mm per shelf. *B5Z requires wall fixing for stability. Shelves adjustable on 64mm centres - 5 positions.

B5Z*	5 Tier	800	x	320	x	2120
B4Z	4 Tier	800	x	320	x	1710
B3Z	3 Tier	800	x	320	x	1300
B2Z	2 Tier	800	x	320	x	890



Bookcase Shelving with Locking Doors

Accepts rows of A4 / fooscap lever arch & box files. 760mm per shelf. *requires wall fixing for stability. Shelves adjustable on 64mm centres - 5 positions.

B5DZ*	5 Tier	800	x	350	x	2120
B4DZ*	4 Tier	800	x	350	x	1710
B3DZ*	3 Tier	800	x	350	x	1300
B2DZ*	2 Tier	800	x	350	x	890



BWFB Wall fixing bracket

Pigeon Hole Top Units

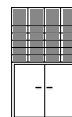
1607 high when placed on 727 base unit. Shelves supplied loose.

TUP1156Z	20	1100	x	350	x	880
TUP0956Z	15	950	x	350	x	880
TUP0856Z	15	800	x	350	x	880



1837 High placed on 727 Base Unit. Shelves supplied loose.

TUP1172Z	24	1100	x	350	x	1110
TUP0972Z	18	950	x	350	x	1110
TUP0872Z	18	800	x	350	x	1110



Indicative image shown

10 Year
Guarantee

BOOKCASES & PIGEON HOLE UNITS STORAGE



Storage

Open Fronted Bookcase Shelving

MODULAR STORAGE



Modular Storage is simple shelving units that can be specified as either open fronted or with a combination of lockable doors to suit the users' needs.



- Wooden doors have a suited key system with optional master keys.

Code	Compartments	W	D	H	MFC Price
------	--------------	---	---	---	-----------

Open Fronted Storage Units

Compartment dimensions 390h x 566w x 350d

BOF18Z	8	1200	x 400	x 1816	
BOF14Z	6	1200	x 400	x 1400	
BOF10Z	4	1200	x 400	x 984	



Hinged Locking Wooden Doors - Sold separately

HD4	4 Tier door set	1186	x 18	x 1660	
HD3	3 Tier door set	1186	x 18	x 1244	
HD2	2 Tier door set	1186	x 18	x 828	
HD1	1 Tier door set	1186	x 18	x 412	



Storage



8 Compartment Storage Units with Wooden 1 & 2 Tier Hinged Doors

10 Year Guarantee

Single Locking Post Wooden Door Set - Sold separately

Designed to allow envelopes & small packages to be pushed into cupboard.
Recommended that extra wooden shelf be used - See below

Price

HDPL	Left hand	1186	x	18	x	380
HDPR	Right hand	1186	x	18	x	380



BAWSZ	Wooden shelf 25mm thick	560	x	320	x	25
-------	----------------------------	-----	---	-----	---	----



Hinged Non Locking Frosted Glass doors - Sold separately

GHD2	2 tier door set	1186	x	6	x	828
GHD1	1 tier door set	1186	x	6	x	412



Hinged Non Locking Clear Glass doors - Sold separately

GHD2C	2 tier door set	1186	x	6	x	828
GHD1C	1 tier door set	1186	x	6	x	412

Arrangements

A selection of storage:
Units configurations
showing alternative
door arrangements.



Storage



4 Compartment Storage Units and 6 Compartment Storage Unit with Wooden 1 Tier Hinged Doors

MODULAR CREDENZAS & MOBILE UNITS STORAGE



Modular Storage Credenzas are simple shelving units that can be specified as either open fronted or with a combination of doors to suit the users' needs.

- Credenza units are desk height when steel frames are removed.
- Wooden doors are lockable.



Credenza Style Storage:

Supplied with 3 shelves. When used without frames units are desk height.

Code	Description	W	D	H	MFC Price		
CW316	3 Wooden Door Unit Lockable	1600	x 400	x 827			
CG316	3 Frosted Glass Door Unit	1600	x 400	x 827			
CG316C	3 Clear Glass Door Unit	1600	x 400	x 827			
BCR16Z	Open Fronted Unit	1600	x 400	x 827			
CW216	2 Wooden Door Unit Lockable	1600	x 400	x 827			
CG216	2 Frosted Glass Door Unit	1600	x 400	x 827			
CG216C	2 Clear Glass Door Unit	1600	x 400	x 827			
CR165	3 Wooden Door Unit Lockable	1600	x 520	x 727			

Mobile Under Desk Unit

BMOF10	Open Unit	1000	x 400	x 625		
BMOF08	Open Unit	800	x 400	x 625		
BMOF06	Single Opening Unit	600	x 400	x 625		

Mobile Under Desk Unit with Locking Doors

MHD10	Hinged Doors	1000	x 400	x 625		
MHD08	Hinged Doors	800	x 400	x 625		
MHD06L	Single Left Door Unit	600	x 400	x 625		
MHD06R	Single Right Door Unit	600	x 400	x 625		

Optional Upholstered Seat Cushion - Band 1

Fits to top of Under Desk Units to provide perching area

UPSC10		1000	x 400	x 50		
UPSC08		800	x 400	x 50		
UPSC06		600	x 400	x 50		



Unit not included

10 Year
Guarantee



Storage

2 Wooden Door Credenza Unit

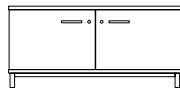
Kulture



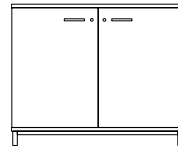
Kulture Quoll Cupboards come in four optional sizes. You can assemble display units or top units on top of them and in doing so create a simple and adaptable combination storage, thereby making best use of your workspace.



KQ12PLST
Plinth
W1200 x D400 x H135



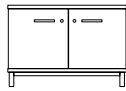
KQ1206ST
Low Storage Unit
W1200 x D400 x H615




KQ1210ST
Tall Storage Unit
W1200 x D400 x H995



KQ08PLST
Plinth
W800 x D400 x H135



KQ0806ST
Low Storage Unit
W800 x D400 x H615



KQ0810ST
Tall Storage Unit
W800 x D400 x H995





KULTURE QUOLL STORAGE

Style meets flexibility in the new Kulture range from Gresham. Designed to support the dynamic, ever-changing workplace, each item is modular and re-configurable to suit your changing needs. The versatility in the design is endless; as items can be built in any number of combinations. The range is ideal for the modern workspace as agile and activity-based working practices continue to evolve.



Storage



KQSHelf
Shelf
W370 x D361



KQBOX
Box
W370 x D361 x H376



Kulture Quoll & Capaldi

Kulture



Totally re-configurable, the cube-shaped units allow you to adapt the size and shape of your storage as your workspace changes.



KQ1W1H
1 Wide x 1 High Unit
W408 x D398 x H398



KQ1W2H
1 Wide x 2 High Unit
W408 x D398 x H777



KQ1W3H
1 Wide x 3 High Unit
W408 x D398 x H1157



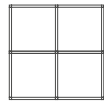
KQ1W4H
1 Wide x 4 High Unit
W408 x D398 x H1537



KQ1W5H
1 Wide x 5 High Unit
W408 x D398 x H1916




KQ2W1H
2 Wide x 1 High Unit
W797 x D398 x H398




KQ2W2H
2 Wide x 2 High Unit
W797 x D398 x H777



KQ2W3H
2 Wide x 3 High Unit
W797 x D398 x H1157



KQ2W4H
2 Wide x 4 High Unit
W797 x D398 x H1537



KQ2W5H
2 Wide x 5 High Unit
W797 x D398 x H1916

Storage

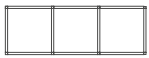




Kulture



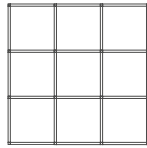
Totally re-configurable, the cube-shaped units allow you to adapt the size and shape of your storage as your workspace changes.




KQ3W1H
3 Wide x 1 High Unit
W1187 x D398 x H398



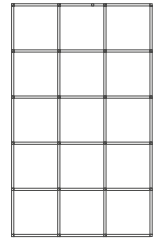
KQ3W2H
3 Wide x 2 High Unit
W1187 x D398 x H777



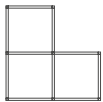
KQ3W3H
3 Wide x 3 High Unit
W1187 x D398 x H1157



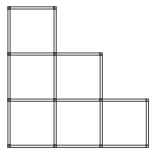
KQ3W4H
3 Wide x 4 High Unit
W1187 x D398 x H1537



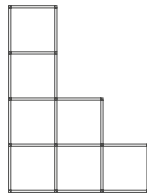
KQ3W5H
3 Wide x 5 High Unit
W1187 x D398 x H1916



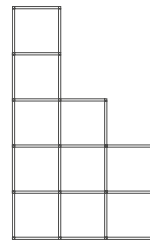
KQ2W2HST
2 Wide x 2 High Step Unit
W797 x D398 x H777



KQ3W3HST
3 Wide x 3 High Step Unit
W1187 x D398 x H1157



KQ3W4HST
3 Wide x 4 High Step Unit
W1187 x D398 x H1537



KQ3W5HST
3 Wide x 5 High Step Unit
W1187 x D398 x H1916

Storage



PLANTERS STORAGE

NEW
ADDITION

10 Year
Guarantee

In keeping with the biophilic trend, bring the outdoors in. Create a calming aesthetic and add colour to your interiors.



- Non-irrigated plant holder
- For use with standard storage units

Code	Dimensions			MFC Price
	W	D	H	
PLANT1	800	x 320	x 200	
PLANT2	1600	x 400	x 200	



Storage



Planter on a 2 Wooden Door Credenza Unit

10 Year
Guarantee

STEEL/MFC UNITS & LOCKERS STORAGE



Storage



Steel and MFC Lockers

INTRODUCTION

BESPOKE



Bespoke





GRESHAM
BESPOKE

FROM CONCEPT TO COMPLETION

Gresham Bespoke design everything from scratch, starting with the earliest concept sketches through to the installation of our completed products.

From detailed technical drawings we can manufacture and construct every component of a project on site, including meticulous testing and trialling to meet a briefs' specifications. This ensures that we only ever deliver the highest standard of quality bespoke products, that always stand the tests of time.



Bespoke



OUR PROCESS

BESPOKE

'The Devil is in the detail' and when supplying tailored solutions, it's all about getting every aspect right to meet your needs, in the timescales that suit you and at the right price.

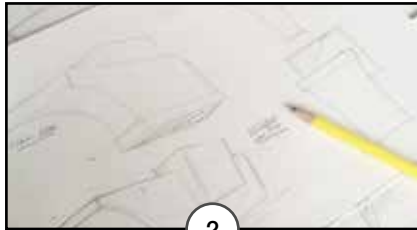
Client Requirement



1

Though we offer a huge selection of products within our standard portfolio, there's always a time when something different is required. This is where we listen to you and find out what you or your team need. This is where the wish list can be fine-tuned.

Concepts



2

Whether starting from 'set-in-stone' specifications or a clean piece of paper, we discuss your requirements with you, offer advice and can quickly determine whether the solutions need to go down our 'Specials' or 'Bespoke' route; offering alternatives where possible. These can be simply illustrated to help communicate the ideas and formulate the plan of action.

Design and CGI



3

Once agreed, we develop the ideas into detailed designs that will meet all exacting standards. We understand, however, that some things are difficult to imagine, so as part of our service we can produce computer generated images of the suggested products shown in detail or placed within your workspace. Colours, textures, shapes and scale can all be shown, bringing the whole concept to life.

Site Template



4

We appreciate that real life can differ from concept, so when needed, members of our specialist team will visit site to confirm measurements or produce templates for manufacturing parts to ensure an exact fit during the installation phase. It's all about getting it right!

Manufacture



5

Being able to draw upon our design experience, state-of-the-art manufacturing facility and combining this with our hand-crafted joinery expertise enables us to work with an enormous array of materials and processes. This allows us to turn those concepts into reality.

Installation



6

Whether it's a simple drop-off on site or a complete fitted solution, it's all part of our complete service in supporting you. It doesn't stop there either. If needed, once the furniture is installed we can offer user guides and explanations to ensure each user benefits from the experience.

Bespoke



CASE STUDY

BESPOKE



Bespoke

FINISHES & ADDITIONS

BESPOKE

We work closely with Architects, Designers & End users to help choose and specify finishes taking into consideration: Design, Manufacturing process, Durability & Budget.

Gresham Standard MFC



Standard range of finishes available in 18mm, 25mm & 36mm thick board. ABS edging is available either 1mm or 2mm thick in a matching finish or Multiplex. Refer to the Gresham Product Guide for available MFC finishes. Samples can be requested by contacting your account manager or our sales department.

Gresham Standard High Pressure Laminate



Matching laminate finishes that complement our standard MFC range. The core material is MDF, available with ABS edging at 1mm or 2mm thick with a matching finish or Multiplex. Refer to the Gresham Product Guide for available laminate finishes. Samples can be requested by contacting your account manager or our sales department.

Non Standard High Pressure Laminate



We offer hundreds of finishes from a range of manufacturers including plain colours, wood grain effect, textured finish, matt, high gloss, patterned and metallic finishes. Due to the wide range available, we do not hold samples in stock but they can be requested direct from the manufacturer. Alternatively email bespoke@gof.co.uk to request samples on your behalf.

Real Wood Veneer



We can select veneers with unique grain patterns to suit individual products highlighting the natural beauty of a wood finish. European Oak, Maple, Ash & American Black Walnut are all available. Samples can be requested by contacting your account manager or our sales department.

Solid Surface



Solid surface is an extremely versatile material that can be shaped and formed with seamless joints using thermoforming. The option for engraving is also available when choosing a solid surface finish. As an approved Corian fabricator we can offer a 10 year guarantee on our products.

Signage



Units can simply be customized to suit your building and work requirements to feed all the services through the furniture, directly to any reception equipment.

Glass



We can finish our units with toughened glass. Available as back painted or with coloured film backing, straight or curved.

Glass Counter



Available as straight or curved units, adding a clear protective layer.

Glass Front



Connected to Rectangular Base, Block or Hutch adding a touch of finesse.

Lighting



This subtle addition can highlight kick-plates, counters or recesses. This is supplied in a selection of styles to suit the application.

Cable Management Tunking and Outlets



This addition can personalise the units, whether fitted to base units or hutches, glass or acrylic panel.

Feature Inlays



Adding more finesse to standard units, these strips are used to decoratively 'break-up' vertical surfaces and can be colour coordinated to suit with kick-plates.

Gate and Flap



Used to enclose users whilst providing access when units are adjacent to walls.

CASE STUDY

BESPOKE



CASE STUDY

BESPOKE

Bespoke



CASE STUDY

BESPOKE



Bespoke



CASE STUDY

BESPOKE



Bespoke



CASE STUDY

BESPOKE



Bespoke



CASE STUDY

BESPOKE



Bespoke



CASE STUDY

BESPOKE



Bespoke



CASE STUDY
BESPOKE



Bespoke



Bespoke

CASE STUDY

BESPOKE



Bespoke

CASE STUDY BESPOKE



Bespoke

INTRODUCTION

TASK & VISITOR





Selected items within this range are stackable. These items are identified within the product description.

For further information regarding stacking quantity - Please contact our Sales Department.



Items are available in a variety of fabrics. A number of products possess certain upholstery restrictions - these are therefore available in selected fabrics only and are identified within this brochure.

For further information regarding fabric suitability - Please contact our Sales Department.



Arms are available on designated product ranges as indicated within the relevant product thumbnails. Colour / Finish options are indicated on relevant product pages - where applicable.

For further information regarding Arm options - Please contact our Sales Department.



Feet are available on designated product ranges as indicated within the relevant product thumbnails. Colour / Finish options are indicated on relevant product pages - where applicable.

For further information regarding Feet options - Please contact our Sales Department.



Items include Reflex Foam Structure as standard.

Level 'S' tested to BS5459: Part 2: 2000.

Extreme Comfort.

Consistent Shape Retention.

Durability and long life.

Excellent Fire Retardant Properties.

We recommend that you request fabric samples prior to ordering.

Two tone upholstery is available on selected products. Please contact our Sales Department for further information.

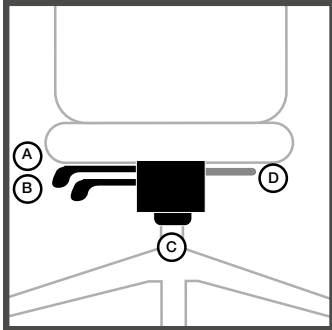
You can find dimensions for all products in the technical data section of this brochure.

Please Note: All images shown are for illustrative purposes.

Some aspects of certain products may differ. Please contact our customer services department with any queries.

TASK SEATING MECHANISMS

TECHNICAL INFORMATION

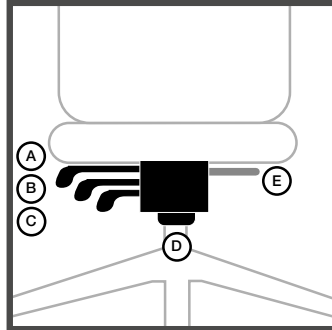


MECH 2

Points
Synchronized mechanism
Optional Seat Slide (50 mm movement)

Operation
A - Seat Height Adjustment
B - Seat & Back Angle Adjustment (Synchronized)
C - Mechanism Tension Adjustment
D - Seat Depth Adjustment (Optional)

Used On
Platinum Plus Round
Platinum Plus Square
Platinum Ergo
Platinum Squared

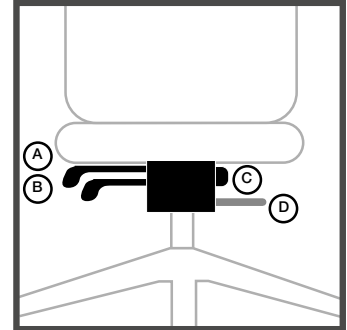


MECH 3

Points
Independent Seat & Back
Optional Seat Slide
Seat slider with 50 mm movement

Operation
A - Seat Height Adjustment
B - Seat Tilt
C - Back Angle Adjustment / Lock
D - Mechanism Tension Adjustment
E - Seat Depth Adjustment (Optional)

Used On
Platinum Plus Round
Platinum Plus Square
Platinum Ergo
Platinum Squared

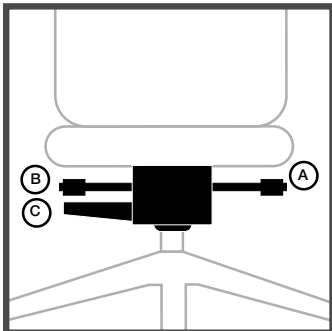


MECH 4

Points
Fixed Seat
Optional Seat Slide (50 mm movement)

Operation
A - Seat Height Adjustment
B - Back Angle Adjustment
C - Mechanism Tension Adjustment
D - Seat Depth Adjustment (Optional)

Used On
Adlington
Adlington Mesh

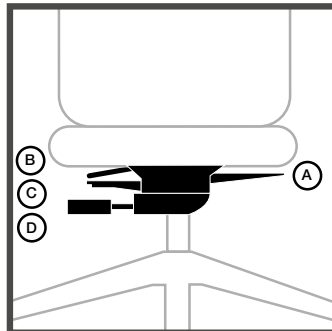


24/7 MECH

Points
Synchronized mechanism
Allows coordinated movement (21° Back / 9° seat)
5 Lockable Back positions / Safety antishock system
Seat Slide with 50 mm movement & 5 locking positions

Operation
A - Lever: Lockable Seat Slide / Button: Mechanism Limiter
B - Lever: Seat Height Adjustment / Button: Lock
C - Mechanism Tension Adjustment

Used On
Bromley 24/7

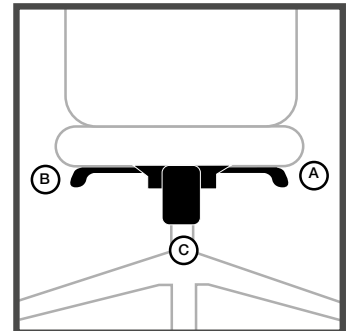


TO MECH

Points
Synchronized mechanism
Allows coordinated movement (20.5° Back / 11° seat)
Lockable in selected position

Operation
A - Mechanism Release Handle / Position Lock
B - Seat Depth Adjustment
C - Seat Height Adjustment
D - Mechanism Tension Adjustment

Used On
Take Off Executive
Take Off



HQHE / HQME

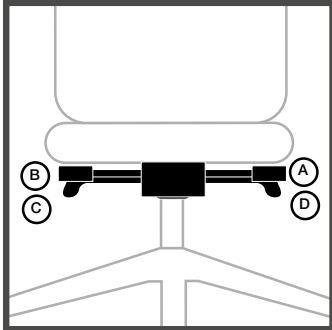
Points
Knee Tilt
Back Tension Adjustment

Operation
A - Back / Knee Tilt / Back Angle Lock (Lift)
B - Seat Height Adjustment
C - Mechanism Tension Adjustment

Used On
Harlequin Executive

TASK SEATING MECHANISMS

TECHNICAL INFORMATION

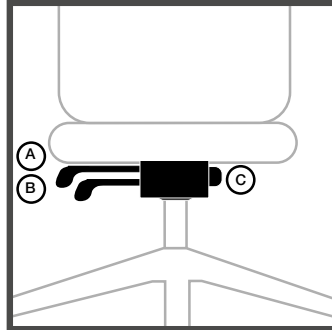


MECH 7

Points
Synchronized mechanism
Allows coordinated movement
5 Lockable Back positions
Seat Slide with 60 mm movement

Operation
A - Back Adjustment Lock
B - Back Angle Adjustment Tension
C - Seat Height Adjustment
D - Seat Depth Adjustment

Used On
G Series
G Series Mesh
Move Up
Platinum Plus Round
Platinum Plus Square
Santis Ergo
Santis Squared
Harlequin Mesh

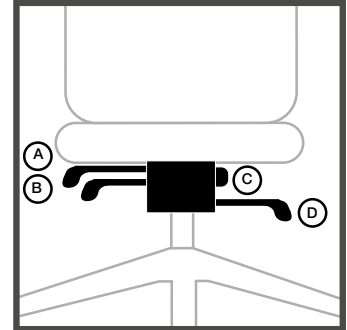


MECH 8

Points
Fixed Seat
Optional Seat Slide (50 mm movement)

Operation
A - Seat Height Adjustment
B - Back Angle Adjustment
C - Mechanism Tension Adjustment

Used On
Platinum Plus Round
Platinum Plus Square
Platinum Ergo
Platinum Squared

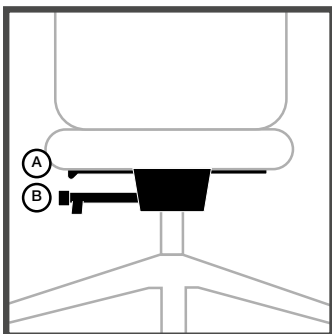


MECH 9

Points
Independent Seat & Back
Optional Seat Slide (50 mm movement)

Operation
A - Seat Height Adjustment
B - Back Angle Adjustment
C - Mechanism Tension Adjustment
D - Seat Angle Adjustment

Used On
Adlington
Adlington Mesh



OSCAR MECH

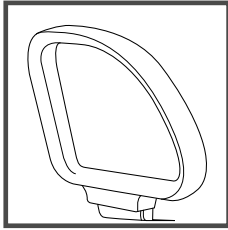
Points
Self-weighting Synchro
Allows coordinated movement
5 Lockable Back positions
Seat Slide with 65 mm movement

Operation
A - Seat Slide Handle
B - Seat Height adjustment (Lift paddle)
Back Angle Adjustment (Twist end)

Used On
Oscar

TASK SEATING ARMS

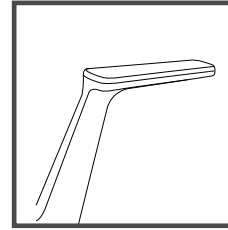
TECHNICAL INFORMATION



A2

Black Fixed Arms

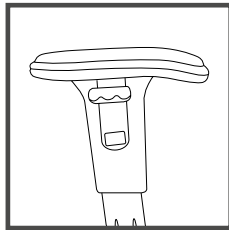
Used On:
 Platinum Plus Round
 Platinum Plus Square
 Platinum Ergo
 Platinum Squared
 Adlington
 Adlington Mesh



Alu to Arm

Fixed Polished
 Aluminium
 Arms/PU Pads

Used On:
 Take Off Executive

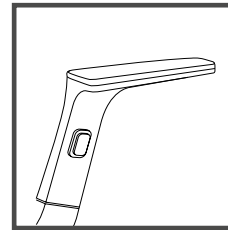


A8

Black Height
 Adjustable Arms (Lift
 Lever to Adjust Height)

Used On:
 Platinum Plus Round
 Platinum Plus Square
 Platinum Ergo
 Platinum Squared
 Platinum Mesh
 Santis Ergo
 Santis Squared
 Adlington
 Adlington Mesh
 Harlequin Mesh

Adjustment:

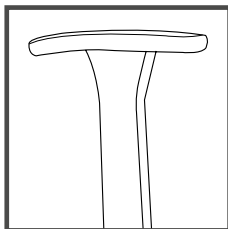


Blk H/A to Arm

Black Height
 Adjustable Arms/PU
 Pads (Lift Lever to
 Adjust Height)

Used On:
 Take Off Executive
 Take Off

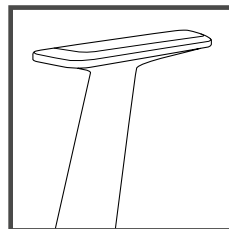
Adjustment:



A1

Black Fixed Arms

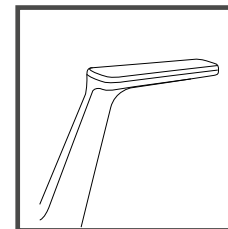
Used On:
 Santis Ergo
 Santis Squared
 Platinum Mesh



A23

Black Fixed Arms

Used On:
 G Series Fabric
 G Series Mesh
 Move Up



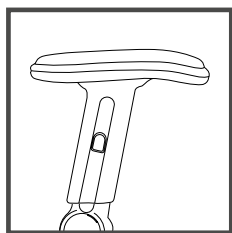
Blk to Arm

Black Fixed Arms/PU
 Pads

Used On:
 Take Off Executive
 Take Off

TASK SEATING ARMS

TECHNICAL INFORMATION

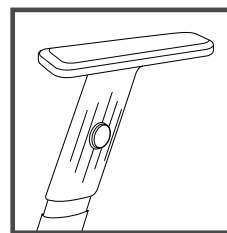


A13

Height Adjustable & Foldable Arms (Push Button to Adjust Height and Fold)

Used On:
 Platinum Plus Round
 Platinum Plus Square
 Platinum Ergo
 Platinum Squared
 Platinum Mesh
 Santis Ergo
 Santis Squared
 Adlington
 Harlequin Mesh

Adjustment:

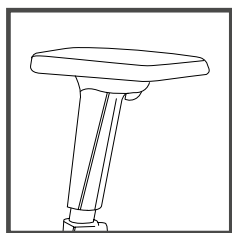


A24

Height Adjustable Arms (Lift Lever to Adjust Height)

Used On:
 G Series Fabric
 G Series Mesh
 Move Up

Adjustment:

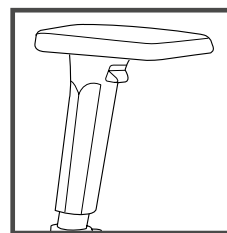


A4D

4D Multi-function Arms (Push Button to Adjust Height / Move Pad to Adjust Width Depth & Angle)

Used On:
 Platinum Plus Round
 Platinum Plus Squared
 Platinum Mesh
 Santis Ergo
 Santis Squared

Adjustment:

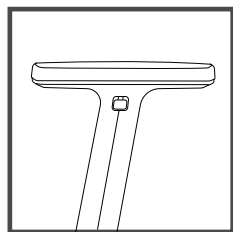


A25

4D Multi-function Arms (Push Button to Adjust Height / Move Pad to Adjust Width Depth & Angle)

Used On:
 G Series Fabric
 G Series Mesh
 Move Up

Adjustment:

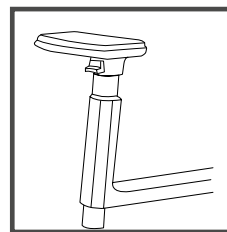


OSC

Black Height Adjustable Arms/PU Pads (Push Button to Adjust Height)

Used On:
 Oscar

Adjustment:



A22

Multi-function Push Button Arms (Push Button to Adjust Height / Release Lever to Adjust Width / Move Pad to Adjust Depth & Angle)

Used On:
 Bromley 24/7

Adjustment:

Task & Visitor Seating

OSCAR

DESIGNED BY

JONES & PARTNERS

Oscar makes light work of long days at the office. Its sleek, modern styling cleverly hides innovative flexibility: interchangeable backrests that allow you to personalise your chair. Choose from a rainbow of colour options across frame, back panel, optional sprung headrest and seat. Lumbar support comes as standard and it's easy to adjust. Comfortable and dependable, every office needs an Oscar.

Product Features



Optional Extras

- H Sprung Headrest
- A Standard Height Adjustable Arms
- D Soft Castors
- E Brake Unloaded Castors
- F Soft Brake Unloaded Castors
- P Polished Base
- M Multi-functional 4D Arms



How to specify:

	Base Colour	Hub Colour	Body Colour	Trim Colour	Mesh Colour		Optional Extras		
OS						-			
	B=Black	B=Black	B=Black	B=Black	B=Black 60999		A=Standard Height Adjustable Arms		
	G=Grey	G=Grey	G=Grey	G=Grey	G=Graphite 60025		C=Standard Castors		
	P=Polished (Surcharge)	W=White	W=White	O=Orange	L=Light Grey 60165		D=Soft Castors		
	W=White			W=White	O=Orange 63034		E=Brake Unloaded Castors		
				Y=Yellow	U=Blue 66063		F=Soft Brake Unloaded Castors		
					Y=Yellow 68137		H=Headrest		
							N=No Arms required		
							M=Multi-functional 4D Arms		

Example of code: OSBBWBY-AC (Oscar chair with black base, black hub, white body, black trim, yellow mesh with standard height adjustable arms and standard castors).

Visit our website to see the configurator.

Base Colours



Hub Colours




Body Colours Headrest, Cassette, Lumbar Arch



Trim Colours Plaque, Lumbar Pad



Mesh Colours



Yellow, Blue & Orange mesh colours are subject to availability. Please contact our Sales Department for further information.



OSCAR TASK & VISITOR

Headrest

Spring activated by the user.
*Available in Black / Grey / White Frame

Adjustable Lumbar Support

Lift or lower Lumbar Pad to suit
(100mm vertical adjustment)
*Available in Black / Grey / White /
Yellow / Orange

Arms

Standard Height Adjustable:
Press button situated on outer side of arm.
Lift or lower to suit
(Adjustable in height – 80mm)

Multi-functional 4D Arm:
Press button situated on outer side to raise or lower arms.
(Adjustable in height – 80mm)

Press button on inner side of arm pad to move it forward / backwards or side to side.
(Adjustable front to back – 50mm, each arm adjustable width - 30mm)

Mechanism

Self - Weighting Synchro

Height:
Lift paddle handle for height adjustment

Back Travel:
Twist end section for 5x back angle travel restriction settings

Seat Slide

Integrated 5 position Seat Slide located within seat outer plastic (Adjustable in depth - 65mm)

1. Lift and pull handle to operate
2. Whilst applying weight to the seat, move body forward or backwards to suit
3. Release handle to lock



Gabriel Runner 60165 (Mesh) Gabriel Elevation 2602 (Band 2) (Seat)

OSCAR TASK & VISITOR

5 Year
Guarantee

65mm Castor Options



Standard



Soft

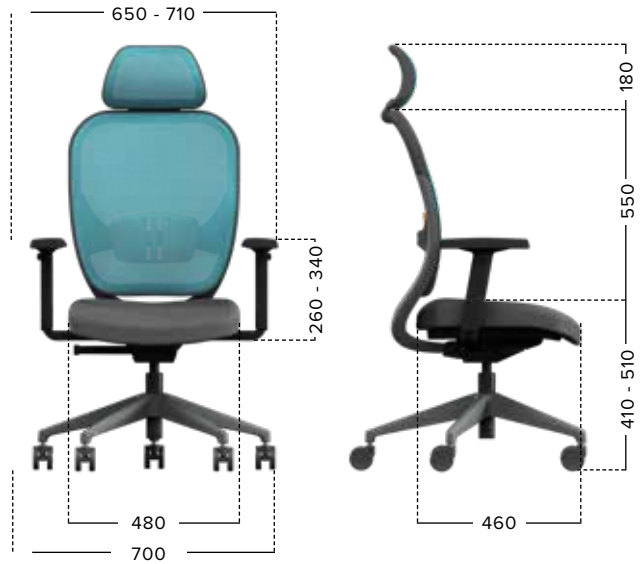


Brake
Unloaded



Brake
Unloaded
Soft

Dimensions



Gabriel Runner 60999 (Mesh) Gabriel Crisp 04201 (Band 4) (Seat)



OSCAR TASK & VISITOR

Oscar makes light work of long days at the office. Its sleek, modern styling cleverly hides innovative flexibility.

- Offers optimum back support with interchangeable backrest.
- Suited to intense working environments, which demand prolonged periods of sitting.
- Soft touch mesh.
- Adjustable lumbar pad.
- Synchronized side tension mechanism with seat slide and gas lift height adjustment.
- Multiple colour variations.



OSBBWBY-C

Band 1
Band 2
Band 3
Band 4
Band 5
Band 6
Band 7



OSWWWWB-C

Band 1
Band 2
Band 3
Band 4
Band 5
Band 6
Band 7



OSBBWYU-C

Band 1
Band 2
Band 3
Band 4
Band 5
Band 6
Band 7



OSGGBBL-AC

Band 1
Band 2
Band 3
Band 4
Band 5
Band 6
Band 7



OSWGBYB-AC

Band 1
Band 2
Band 3
Band 4
Band 5
Band 6
Band 7



OSWWGGO-AC

Band 1
Band 2
Band 3
Band 4
Band 5
Band 6
Band 7



OSWWGGU-ACH

Band 1
Band 2
Band 3
Band 4
Band 5
Band 6
Band 7



OSWWGOL-ACH

Band 1
Band 2
Band 3
Band 4
Band 5
Band 6
Band 7



OSBBBWL-ACH

Band 1
Band 2
Band 3
Band 4
Band 5
Band 6
Band 7



OSGGBOU-ACH

Band 1
Band 2
Band 3
Band 4
Band 5
Band 6
Band 7

Task & Visitor
Seating

KEEKO

TASK & VISITOR SEATING



A technical jewel and object of desire. Keeko is the ergonomically designed task chair that acts like a mirror to adapt to your body. Available in black or white with the option of mesh or fully upholstered backs for maximum comfort. The Keeko task chairs is available in a wide range of fabrics to suit your individual needs.

Product Features



- Available in black or white
- Soft touch pad
- Injected foam for the seat
- Self-weighting mechanism
- New Klea nylon base
- Reduced aluminium for extreme lightness
- Custom ergonomic armrest positions
- Anti-knee rise
- Independent levers that adjust to your posture



KEEBM
Black Plastic
with Mesh Back

Band 1
 Band 2
 Band 3
 Band 4
 Band 5
 Band 6
 Band 7
 Leather Group 1 POA



KEEWM
White Plastic
with Mesh Back

Band 1
 Band 2
 Band 3
 Band 4
 Band 5
 Band 6
 Band 7
 Leather Group 1 POA



KEEBF
Black Plastic
with Full Back

Band 1
 Band 2
 Band 3
 Band 4
 Band 5
 Band 6
 Band 7
 Leather Group 1 POA



KEEWF
White Plastic
with Full Back

Band 1
 Band 2
 Band 3
 Band 4
 Band 5
 Band 6
 Band 7
 Leather Group 1 POA



HARLEQUIN EXECUTIVE TASK & VISITOR

Harlequin is a fully upholstered leather executive task chair, ideal for management office and traditional boardroom environments.

- Available in two back heights with gas lift height adjustability.
- Knee tilt and back tension adjustment mechanism.
- Chrome finish as standard.
- Accompanying visitor chair (Chrome Frame).

Additional Information

All prices shown below represent Black Leather.
Batch to batch variations in shade may occur within commercial tolerances.



HQHE-SB1
High Back with Fixed Arms



HQME-SB1
Medium Back with Fixed Arms



HQEC-SB1
Cantilever with Fixed Arms



Shown in black leather - other colours available

TAKE OFF EXECUTIVE TASK & VISITOR



Take Off Executive is the perfect executive task chair that delivers both dynamism and adaptability.

- Incorporates polished aluminium features.
- Synchronized mechanism with integrated seat slide and polished aluminium base come as standard.
- Ratchet back height adjustment.

Limited stock available. Please contact our Sales Department for further information.

Product Features



Additional Information

All prices shown below represent Leather Group 1 fabrics. Visitor Chair frame in Chrome.



TO1
High Back with Headrest



TO2
High Back with Headrest
Black Fixed Arms/PU Pads



TO3
High Back with Headrest
Fixed Polished Aluminium
Arms/PU Pads



TO4
High Back with Headrest
Black Height Adjustable
Arms/PU Pads



TO5
High Back



TO6
High Back with Black Fixed
Arms/PU Pads



TO7
High Back with Fixed Polished
Aluminium Arms/PU Pads



TO8
High Back with Black Height
Adjustable Arms/PU Pads



TO10
Medium Back



TO11
Medium Back with
Black Fixed Arms/PU Pads



TO12
Medium Back with Fixed
Polished Aluminium
Arms/PU Pads



TO13
Medium Back with Black Height
Adjustable Arms/PU Pads



TO14
Visitor Medium Back

5 Year
Guarantee

TAKE OFF EXECUTIVE TASK & VISITOR



Task & Visitor
Seating

Shown in cream and black leather - other colours available

TAKE OFF TASK & VISITOR

5 Year
Guarantee

More than just style, Take Off is an innovative seating solution that can adapt to the user's body with easy to reach adjustments.

- High quality materials, mechanism and functionality provide increased comfort and productivity.
- Gas lift height adjustment
- Synchronized side tension mechanism complete with seat slide comes as standard.
- Ratchet back height adjustment.

Product Features



Additional Information

Visitor Chair frames in Silver only.

Optional Extras

X Polished Aluminium Five Star Base





TAKE OFF TASK & VISITOR



TO20
High Back

- Band 1
- Band 2
- Band 3
- Band 4
- Band 5
- Band 6
- Band 7
- Leather Group 1



TO21
High Back with Black Fixed
Arms/PU Pads

- Band 1
- Band 2
- Band 3
- Band 4
- Band 5
- Band 6
- Band 7
- Leather Group 1



TO23
High Back with Black Height
Adjustable Arms/PU Pads

- Band 1
- Band 2
- Band 3
- Band 4
- Band 5
- Band 6
- Band 7
- Leather Group 1



TO24
Medium Back

- Band 1
- Band 2
- Band 3
- Band 4
- Band 5
- Band 6
- Band 7
- Leather Group 1



TO25
Medium Back with Black Fixed
Arms/PU Pads

- Band 1
- Band 2
- Band 3
- Band 4
- Band 5
- Band 6
- Band 7
- Leather Group 1



TO27
Medium Back with Black Height
Adjustable Arms/PU Pads

- Band 1
- Band 2
- Band 3
- Band 4
- Band 5
- Band 6
- Band 7
- Leather Group 1

Task & Visitor
Seating



TO28
Visitor Medium Back Cantilever
Armchair

- Band 1
- Band 2
- Band 3
- Band 4
- Band 5
- Band 6
- Band 7
- Leather Group 1

G SERIES FABRIC TASK & VISITOR



G Series Fabric is an outstanding task chair with a number of unique features.

- Combination of superb aesthetics and functionality.
- Provides comfort and support.
- Easy to use side-tension mechanism with seat slide comes as standard.
- Picture frame outer back with one-touch ratchet height adjustment.

Product Features



Additional Information

Visitor Chair frames in Silver - (Chrome Frame surcharge).

Optional Extras

- X Polished Aluminium Five Star Base
- A23 Black Fixed Arms
- A24 Height Adjustable Arms
- A25 4D Multi Function Arms



GSR/7
High Back with Headrest

- Band 1
- Band 2
- Band 3
- Band 4
- Band 5
- Band 6
- Band 7
- Leather Group 1



GS/7
High Back

- Band 1
- Band 2
- Band 3
- Band 4
- Band 5
- Band 6
- Band 7
- Leather Group 1



GSC
Visitor Medium Back Cantilever

- Band 1
- Band 2
- Band 3
- Band 4
- Band 5
- Band 6
- Band 7
- Leather Group 1



GSCA
Visitor Medium Back Cantilever Armchair

- Band 1
- Band 2
- Band 3
- Band 4
- Band 5
- Band 6
- Band 7
- Leather Group 1

Task & Visitor Seating



Vescom Lani 7060.49 (Band 6)

The G Series Mesh provides not only an enhanced ergonomic sit but unique aesthetic appeal.

- Easy to use side-tension mechanism with seat slide.
- One-touch ratchet height adjustment.
- Extra versatility and breathability (Black Mesh).
- Matching visitor chairs on either a four leg or cantilever base.
- Perfect for executive offices and meeting areas.

Product Features



Additional Information

Visitor Chair frames in Silver - (Chrome Frame surcharge).

Optional Extras

- X Polished Aluminium Five Star Base
- A23 Black Fixed Arms
- A24 Height Adjustable Arms
- A25 4D Multi Function Arms



GSMR/7
High Back with Headrest

Band 1
Band 2
Band 3
Band 4
Band 5
Band 6
Band 7
Leather Group 1



GSM/7
High Back

Band 1
Band 2
Band 3
Band 4
Band 5
Band 6
Band 7
Leather Group 1



GSMC
Visitor Medium Back Cantilever

Band 1
Band 2
Band 3
Band 4
Band 5
Band 6
Band 7
Leather Group 1



GSMCA
Visitor Medium Back Cantilever
Armchair

Band 1
Band 2
Band 3
Band 4
Band 5
Band 6
Band 7
Leather Group 1



Vescom Lani 7060.34 (Band 6)

MOVE UP TASK & VISITOR

5 Year
Guarantee

This intuitive chair has the simplest of adjustments.

- Unique synchronized mechanism with seat depth adjustment as standard.
- One touch back height adjustment allows the user to achieve the optimal seated position.
- Choice of a fabric or mesh back is complemented by a selection of fixed or adjustable arms.

Product Features



Additional Information

A25 Arm (height and width adjustable / sliding and rotating arm pad).
Visitor Chair frames in Silver / Black / Grey / White
(Chrome Frame surcharge).

Optional Extras

X Polished Aluminium Five Star Base





MOVE UP TASK & VISITOR



MU/7
Fully Upholstered

- Band 1
- Band 2
- Band 3
- Band 4
- Band 5
- Band 6
- Band 7
- Leather Group 1



MU/7A23
Fully Upholstered
Black Fixed Arms

- Band 1
- Band 2
- Band 3
- Band 4
- Band 5
- Band 6
- Band 7
- Leather Group 1



MU/7A24
Fully Upholstered
Height Adjustable Arms

- Band 1
- Band 2
- Band 3
- Band 4
- Band 5
- Band 6
- Band 7
- Leather Group 1



MU/7A25
Fully Upholstered
4D Multi-function Arms

- Band 1
- Band 2
- Band 3
- Band 4
- Band 5
- Band 6
- Band 7
- Leather Group 1



MUM/7
Mesh Back

- Band 1
- Band 2
- Band 3
- Band 4
- Band 5
- Band 6
- Band 7
- Leather Group 1



MUM/7A23
Mesh Back
Black Fixed Arms

- Band 1
- Band 2
- Band 3
- Band 4
- Band 5
- Band 6
- Band 7
- Leather Group 1



MUM/7A24
Mesh Back
Height Adjustable Arms

- Band 1
- Band 2
- Band 3
- Band 4
- Band 5
- Band 6
- Band 7
- Leather Group 1



MUM/7A25
Mesh Back
4D Multi-function Arms

- Band 1
- Band 2
- Band 3
- Band 4
- Band 5
- Band 6
- Band 7
- Leather Group 1

Task & Visitor
Seating



MUC
Visitor
Cantilever

- Band 1
- Band 2
- Band 3
- Band 4
- Band 5
- Band 6
- Band 7
- Leather Group 1



MUMC
Visitor
Mesh Back Cantilever

- Band 1
- Band 2
- Band 3
- Band 4
- Band 5
- Band 6
- Band 7
- Leather Group 1

PLATINUM PLUS ROUND

TASK & VISITOR

5 Year
Guarantee

Platinum Plus Round provides the same unique ergonomic properties as the acclaimed original.

- Stylish pyramid base.
- Synchronized seat and back mechanism option (/2).
- Independent seat and back mechanism option (/3).
- Side tension mechanism with seat slide option (/7) - Surcharge.
- Fixed seat mechanism option (/8).
- Extreme comfort and durability.
- Ratchet back height adjustment.
- Reflex Foam Seat Structure.

Prices listed are for our most popular mechanism 3 (independent seat and back), also available /2 (synchronized) and /8 (fixed seat) at the same price. The latest synchronized side tension mechanism /7 is also available.

Product Features



Additional Information

Draughting versions - Fixed seat mechanism option (/8) only.
Visitor Chair frames in Silver / Black / White / Grey -
(Chrome Frame surcharge)

Optional Extras

- /7 Synchronized side tension mechanism with seat slide - Replace /3 with /7
- Y Sliding seat depth adjustment
- L Inflatable lumbar support
- X Polished aluminium five star base



5 Year Guarantee

PLATINUM PLUS ROUND TASK & VISITOR



PPRBH/3
High Back

Band 1
Band 2
Band 3
Band 4
Band 5
Band 6
Band 7
Leather Group 1.....



PPRBH/3A2
High Back
Black Fixed Arms

Band 1
Band 2
Band 3
Band 4
Band 5
Band 6
Band 7
Leather Group 1.....



PPRBH/3A8
High Back
Black Height Adjustable
Arms

Band 1
Band 2
Band 3
Band 4
Band 5
Band 6
Band 7
Leather Group 1.....



PPRBH/3A13
High Back
Height Adjustable
Foldable Arms

Band 1
Band 2
Band 3
Band 4
Band 5
Band 6
Band 7
Leather Group 1.....



PPRBH/3A4D
High Back
4D Multi-function Arms

Band 1
Band 2
Band 3
Band 4
Band 5
Band 6
Band 7
Leather Group 1.....

PPRBR/3

As above with Headrest

Band 1
Band 2
Band 3
Band 4
Band 5
Band 6
Band 7
Leather Group 1.....

PPRBR/3A2

As above with Headrest

Band 1
Band 2
Band 3
Band 4
Band 5
Band 6
Band 7
Leather Group 1.....

PPRBR/3A8

As above with Headrest

Band 1
Band 2
Band 3
Band 4
Band 5
Band 6
Band 7
Leather Group 1.....

PPRBR/3A13

As above with Headrest

Band 1
Band 2
Band 3
Band 4
Band 5
Band 6
Band 7
Leather Group 1.....

PPRBR/3A4D

As above with Headrest

Band 1
Band 2
Band 3
Band 4
Band 5
Band 6
Band 7
Leather Group 1.....



PPRBM/3
Medium Back

Band 1
Band 2
Band 3
Band 4
Band 5
Band 6
Band 7
Leather Group 1.....



PPRBM/3A2
Medium Back
Black Fixed Arms

Band 1
Band 2
Band 3
Band 4
Band 5
Band 6
Band 7
Leather Group 1.....



PPRBM/3A8
Medium Back
Black Height Adjustable
Arms

Band 1
Band 2
Band 3
Band 4
Band 5
Band 6
Band 7
Leather Group 1.....



PPRBM/3A13
Medium Back
Height Adjustable
Foldable Arms

Band 1
Band 2
Band 3
Band 4
Band 5
Band 6
Band 7
Leather Group 1.....



PPRBM/3A4D
Medium Back
4D Multi-function Arms

Band 1
Band 2
Band 3
Band 4
Band 5
Band 6
Band 7
Leather Group 1.....

U
Upholstered
Back Panel

Band 1
Band 2
Band 3
Band 4
Band 5
Band 6
Band 7
Leather Group 1.....

Task & Visitor
Seating



PPRBHXC
Visitor High Back
Cantilever

Band 1
Band 2
Band 3
Band 4
Band 5
Band 6
Band 7
Leather Group 1.....



PPRBMXC
Visitor Medium Back
Cantilever

Band 1
Band 2
Band 3
Band 4
Band 5
Band 6
Band 7
Leather Group 1.....



PPRMD/8
Medium Back
Draughting Chair
(Glides)

Band 1
Band 2
Band 3
Band 4
Band 5
Band 6
Band 7
Leather Group 1.....



PPRMD/8A2
Medium Back
Draughting Chair
Black Fixed Arms
(Glides)

Band 1
Band 2
Band 3
Band 4
Band 5
Band 6
Band 7
Leather Group 1.....

PLATINUM PLUS SQUARED TASK & VISITOR



Platinum Plus Squared provides the same unique ergonomic properties as the acclaimed original.

- Stylish pyramid base.
- Synchronized seat and back mechanism option (/2).
- Independent seat and back mechanism option (/3).
- Side tension mechanism with seat slide option (/7) - Surcharge.
- Fixed seat mechanism option (/8).
- Extreme comfort and durability.
- Reflex Foam Seat Structure.
- Ratchet back height adjustment.

Prices listed are for our most popular mechanism 3 (independent seat and back), also available /2 (synchronized) and /8 (fixed seat) at the same price. The latest synchronized side tension mechanism /7 is also available.

Product Features



Additional Information

Draughting versions - Fixed seat mechanism option (/8) only.
Visitor Chair frames in Silver / Black / White / Grey - (Chrome Frame surcharge)

Optional Extras

- /7 Synchronized side tension mechanism with seat slide - Replace /3 with /7
- Y Sliding seat depth adjustment
- L Inflatable lumbar support
- X Polished aluminium five star base



Task & Visitor Seating

5 Year Guarantee

PLATINUM PLUS SQUARED TASK & VISITOR



PPSH/3
High Back

Band 1
Band 2
Band 3
Band 4
Band 5
Band 6
Band 7
Leather Group 1.....



PPSH/3A2
High Back
Black Fixed Arms

Band 1
Band 2
Band 3
Band 4
Band 5
Band 6
Band 7
Leather Group 1.....



PPSH/3A8
High Back
Black Height Adjustable
Arms

Band 1
Band 2
Band 3
Band 4
Band 5
Band 6
Band 7
Leather Group 1.....



PPSH/3A13
High Back
Height Adjustable
Foldable Arms

Band 1
Band 2
Band 3
Band 4
Band 5
Band 6
Band 7
Leather Group 1.....



PPSH/3A4D
High Back
4D Arms Multi-function
Arms

Band 1
Band 2
Band 3
Band 4
Band 5
Band 6
Band 7
Leather Group 1.....

PPSR/3
As above with Headrest

Band 1
Band 2
Band 3
Band 4
Band 5
Band 6
Band 7
Leather Group 1.....

PPSR/3A2
As above with Headrest

Band 1
Band 2
Band 3
Band 4
Band 5
Band 6
Band 7
Leather Group 1.....

PPSR/3A8
As above with Headrest

Band 1
Band 2
Band 3
Band 4
Band 5
Band 6
Band 7
Leather Group 1.....

PPSR/3A13
As above with Headrest

Band 1
Band 2
Band 3
Band 4
Band 5
Band 6
Band 7
Leather Group 1.....

PPSR/3A4D
As above with Headrest

Band 1
Band 2
Band 3
Band 4
Band 5
Band 6
Band 7
Leather Group 1.....



PPSM/3
Medium Back

Band 1
Band 2
Band 3
Band 4
Band 5
Band 6
Band 7
Leather Group 1.....



PPSM/3A2
Medium Back
Black Fixed Arms

Band 1
Band 2
Band 3
Band 4
Band 5
Band 6
Band 7
Leather Group 1.....



PPSM/3A8
Medium Back
Black Height Adjustable
Arms

Band 1
Band 2
Band 3
Band 4
Band 5
Band 6
Band 7
Leather Group 1.....



PPSM/3A13
Medium Back
Height Adjustable
Foldable Arms

Band 1
Band 2
Band 3
Band 4
Band 5
Band 6
Band 7
Leather Group 1.....



PPSM/3A4D
Medium Back
4D Arms Multi-function
Arms

Band 1
Band 2
Band 3
Band 4
Band 5
Band 6
Band 7
Leather Group 1.....

U
Upholstered
Back Panel

Band 1
Band 2
Band 3
Band 4
Band 5
Band 6
Band 7
Leather Group 1.....



PPSHXC
Visitor High Back
Cantilever

Band 1
Band 2
Band 3
Band 4
Band 5
Band 6
Band 7
Leather Group 1.....



PPSMXC
Visitor Medium Back
Cantilever

Band 1
Band 2
Band 3
Band 4
Band 5
Band 6
Band 7
Leather Group 1.....



PPSMD/8
Medium Back
Draughting Chair
(Glides)

Band 1
Band 2
Band 3
Band 4
Band 5
Band 6
Band 7
Leather Group 1.....



PPSMD/8A2
Medium Back
Draughting Chair
Black Fixed Arms
(Glides)

Band 1
Band 2
Band 3
Band 4
Band 5
Band 6
Band 7
Leather Group 1.....

PLATINUM ERGO

TASK & VISITOR

5 Year
Guarantee

Platinum Ergo has all the standard features of the classic Platinum task chair but with the added benefit of enhanced ergonomic properties.

- Independent seat and back mechanism option (/3).
- Synchronized seat and back mechanism option (/2).
- Fixed seat mechanism option (/8).
- One touch back height adjustment.
- Provides full support to upper and lower spine.
- Available in medium or high back options.
- Ratchet back height adjustment.
- Reflex Foam Seat Structure.

Prices listed are for our most popular mechanism 3 (independent seat and back), also available /2 (synchronized) and /8 (fixed seat) at the same price.

Product Features



Additional Information

Draughting versions - Fixed seat mechanism option (/8) only.
Visitor Chair frames in Silver / Black / White / Grey -
(Chrome Frame surcharge)

Optional Extras

- Y Sliding seat depth adjustment
- L Inflatable lumbar support
- X Polished aluminium five star base





PLH/3
High Back

Band 1
Band 2
Band 3
Band 4
Band 5
Band 6
Band 7
Leather Group 1

PLR/3
As Above with Headrest

Band 1
Band 2
Band 3
Band 4
Band 5
Band 6
Band 7
Leather Group 1



PLM/3
Medium Back

Band 1
Band 2
Band 3
Band 4
Band 5
Band 6
Band 7
Leather Group 1



PLHXC
Visitor High Back Cantilever

Band 1
Band 2
Band 3
Band 4
Band 5
Band 6
Band 7
Leather Group 1



PLH/3A2
High Back
Black Fixed Arms

Band 1
Band 2
Band 3
Band 4
Band 5
Band 6
Band 7
Leather Group 1

PLR/3A2
As Above with Headrest

Band 1
Band 2
Band 3
Band 4
Band 5
Band 6
Band 7
Leather Group 1



PLM/3A2
Medium Back
Black Fixed Arms

Band 1
Band 2
Band 3
Band 4
Band 5
Band 6
Band 7
Leather Group 1



PLMD/8
Medium Back Draughting Chair
(Glides)

Band 1
Band 2
Band 3
Band 4
Band 5
Band 6
Band 7
Leather Group 1



PLH/3A8
High Back Black
Height Adjustable Arms

Band 1
Band 2
Band 3
Band 4
Band 5
Band 6
Band 7
Leather Group 1

PLR/3A8
As Above with Headrest

Band 1
Band 2
Band 3
Band 4
Band 5
Band 6
Band 7
Leather Group 1



PLM/3A8
Medium Back
Black Height Adjustable Arms

Band 1
Band 2
Band 3
Band 4
Band 5
Band 6
Band 7
Leather Group 1



PLMD/8A2
Medium Back Draughting Chair
Black Fixed Arms (Glides)

Band 1
Band 2
Band 3
Band 4
Band 5
Band 6
Band 7
Leather Group 1



PLH/3A13
High Back
Height Adjustable
Foldable Arms

Band 1
Band 2
Band 3
Band 4
Band 5
Band 6
Band 7
Leather Group 1

PLR/3A13
As Above with Headrest

Band 1
Band 2
Band 3
Band 4
Band 5
Band 6
Band 7
Leather Group 1



PLM/3A13
Medium Back
Height Adjustable
Foldable Arms

Band 1
Band 2
Band 3
Band 4
Band 5
Band 6
Band 7
Leather Group 1

PLATINUM SQUARED TASK & VISITOR

5 Year
Guarantee

Platinum Squared offers all the features and ergonomic benefits of the Platinum Ergo, whilst providing an alternative stylish back design.

- Independent seat and back mechanism option (/3).
- Synchronized seat and back mechanism option (/2).
- Fixed seat mechanism option (/8).
- One touch back height adjustment.
- Available in medium or high back options.
- Ratchet back height adjustment.
- Reflex Foam Seat Structure.

Prices listed are for our most popular mechanism 3 (independent seat and back), also available /2 (synchronized) and /8 (fixed seat) at the same price.

Product Features



Additional Information

Draughting versions - Fixed seat mechanism option (/8) only.
Visitor Chair frames in Silver / Black / White / Grey -
(Chrome Frame surcharge)

Optional Extras

- Y Sliding seat depth adjustment
- L Inflatable lumbar support
- X Polished aluminium five star base



5 Year Guarantee

PLATINUM SQUARED TASK & VISITOR



PSQH/3
High Back

Band 1
Band 2
Band 3
Band 4
Band 5
Band 6
Band 7
Leather Group 1

PSQR/3
As Above with Headrest

Band 1
Band 2
Band 3
Band 4
Band 5
Band 6
Band 7
Leather Group 1



PSQH/3A2
High Back
Black Fixed Arms

Band 1
Band 2
Band 3
Band 4
Band 5
Band 6
Band 7
Leather Group 1

PSQR/3A2
As Above with Headrest

Band 1
Band 2
Band 3
Band 4
Band 5
Band 6
Band 7
Leather Group 1



PSQH/3A8
High Back
Black Height Adjustable
Arms

Band 1
Band 2
Band 3
Band 4
Band 5
Band 6
Band 7
Leather Group 1

PSQR/3A8
As Above with Headrest

Band 1
Band 2
Band 3
Band 4
Band 5
Band 6
Band 7
Leather Group 1



PSQH/3A13
High Back
Height Adjustable
Foldable Arms

Band 1
Band 2
Band 3
Band 4
Band 5
Band 6
Band 7
Leather Group 1

PSQR/3A13
As Above with Headrest

Band 1
Band 2
Band 3
Band 4
Band 5
Band 6
Band 7
Leather Group 1



PSQM/3
Medium Back

Band 1
Band 2
Band 3
Band 4
Band 5
Band 6
Band 7
Leather Group 1



PSQM/3A2
Medium Back
Black Fixed Arms

Band 1
Band 2
Band 3
Band 4
Band 5
Band 6
Band 7
Leather Group 1



PSQM/3A8
Medium Back
Black Height Adjustable
Arms

Band 1
Band 2
Band 3
Band 4
Band 5
Band 6
Band 7
Leather Group 1



PSQM/3A13
Medium Back
Height Adjustable
Foldable Arms

Band 1
Band 2
Band 3
Band 4
Band 5
Band 6
Band 7
Leather Group 1



PSQHXC
Visitor High Back Cantilever

Band 1
Band 2
Band 3
Band 4
Band 5
Band 6
Band 7
Leather Group 1



PSQMD/8
Medium Back Draughting Chair
(Glides)

Band 1
Band 2
Band 3
Band 4
Band 5
Band 6
Band 7
Leather Group 1



PSQMD/8A2
Medium Back Draughting Chair
Fixed Black Arms (Glides)

Band 1
Band 2
Band 3
Band 4
Band 5
Band 6
Band 7
Leather Group 1

Task & Visitor
Seating

PLATINUM MESH

TASK & VISITOR



Platinum Mesh offers all of the features and ergonomic benefits of the Platinum Ergo whilst providing a modern mesh back.

- Independent seat and back mechanism option (/3)
- One touch back height adjustment
- Integral lumbar support with adjustable angle
- Reflex Foam seat structure
- Optional adjustable Headrest

Product Features



Additional Information

A4D Arm (height and width adjustable / sliding and rotating arm pad).



Optional Extras

- Y Sliding seat depth adjustment
- X Polished Aluminium Five Star Base
- R Headrest



PMH/3
Mesh Back



PMH/3A1
Mesh Back
Fixed Arms



PMH/3A8
Mesh Back
Height Adjustable Arms



PMH/3A13
Mesh Back
Height Adjustable
Foldable Arms



PMH/3A4D
Mesh Back
4D Multi-functional Arms

Band 1
Band 2
Band 3
Band 4
Band 5
Band 6
Band 7
Leather Group 1

Band 1
Band 2
Band 3
Band 4
Band 5
Band 6
Band 7
Leather Group 1

Band 1
Band 2
Band 3
Band 4
Band 5
Band 6
Band 7
Leather Group 1

Band 1
Band 2
Band 3
Band 4
Band 5
Band 6
Band 7
Leather Group 1

Band 1
Band 2
Band 3
Band 4
Band 5
Band 6
Band 7
Leather Group 1



Task & Visitor
Seating

5 Year Guarantee

HARLEQUIN MESH TASK & VISITOR

- Ratchet back height adjustment.
- Synchronised side tension mechanism complete with seat slide adjustment.
- Gas lift height adjustment.

Product Features



Additional Information

We recommend that you request fabric samples prior to ordering.

Optional Extras

X Polished aluminium five star base



HQHM
Mesh Back

Band 1
Band 2
Band 3
Band 4
Band 5
Band 6
Band 7
Leather Group 1.....



HQHM/8
Mesh Back and A8 Height
Adjustable Arms

Band 1
Band 2
Band 3
Band 4
Band 5
Band 6
Band 7
Leather Group 1.....



HQHM/A13
Mesh Back and A13 Height
Adjustable
Foldable Arms

Band 1
Band 2
Band 3
Band 4
Band 5
Band 6
Band 7
Leather Group 1.....



Gabriel Repetto 01101 (Band 2)

SANTIS ERGO TASK & VISITOR



Santis Ergo is an exquisitely proportioned chair with superb posture design and engineering quality.

- Offers optimum back support.
- Suited to intense working environments, which demand prolonged periods of sitting.
- Soft touch mesh.
- Adjustable lumbar pad.
- Synchronized side tension mechanism with seat slide and gas lift height adjustment.
- Reflex Foam Seat Structure.

Product Features



Additional Information

A4D Arm (height and width adjustable / sliding and rotating arm pad).

Optional Extras



- X Polished Aluminium Five Star Base
- R Headrest



SIE/7
Mesh Back

SIE/7A1
Mesh Back
Black Fixed Arms

SIE/7A8
Mesh Back
Black Height Adjustable
Arms

SIE/7A13
Mesh Back
Height Adjustable
Foldable Arms

SIE/7A4D
Mesh Back
4D Multi-function Arms

Band 1
Band 2
Band 3
Band 4
Band 5
Band 6
Band 7
Leather Group 1

Band 1
Band 2
Band 3
Band 4
Band 5
Band 6
Band 7
Leather Group 1

Band 1
Band 2
Band 3
Band 4
Band 5
Band 6
Band 7
Leather Group 1

Band 1
Band 2
Band 3
Band 4
Band 5
Band 6
Band 7
Leather Group 1

Band 1
Band 2
Band 3
Band 4
Band 5
Band 6
Band 7
Leather Group 1

Task & Visitor
Seating



Camira Blazer Barnard CUZ2S (Band 4)

Santis Squared is an exquisitely proportioned chair with superb posture design and engineering quality.

- Offers optimum back support.
- Suited to intense working environments, which demand prolonged periods of sitting.
- Soft touch mesh.
- Adjustable lumbar pad.
- Synchronized side tension mechanism with seat slide and gas lift height adjustment.
- Reflex Foam Seat Structure.

Product Features



Additional Information

A4D Arm (height and width adjustable / sliding and rotating arm pad).

Optional Extras



- X Polished Aluminium Five Star Base
- R Headrest



SIS/7
Mesh Back

Band 1
Band 2
Band 3
Band 4
Band 5
Band 6
Band 7
Leather Group 1



SIS/7A1
Mesh Back
Black Fixed Arms

Band 1
Band 2
Band 3
Band 4
Band 5
Band 6
Band 7
Leather Group 1



SIS/7A8
Mesh Back
Black Height Adjustable
Arms

Band 1
Band 2
Band 3
Band 4
Band 5
Band 6
Band 7
Leather Group 1



SIS/7A13
Mesh Back
Height Adjustable
Foldable Arms

Band 1
Band 2
Band 3
Band 4
Band 5
Band 6
Band 7
Leather Group 1



SIS/7A4D
Mesh Back
4D Multi-function Arms

Band 1
Band 2
Band 3
Band 4
Band 5
Band 6
Band 7
Leather Group 1



Gabriel Crisp 04601 (Band 4)

ADLINGTON TASK & VISITOR

5 Year
Guarantee

As a very competitively priced product the Adlington range offers exceptional value in terms of quality and posture design.

- Designed for ease of use.
- Incorporates seat height adjustment.
- Fixed seat /adjustable back mechanism (/4).
- Independent seat and back mechanism option (/9).
- Available with or without fixed arms.
- The ideal choice for an everyday work chair.
- Handwheel back height adjustment.

Product Features



Additional Information

Draughting versions - Mechanism option (/4) only.
Visitor Chair frames in Silver / Black / White / Grey -
(Chrome Frame surcharge)

Optional Extras

- | | |
|---|-----------------------------------|
| Y | Sliding seat depth adjustment |
| L | Inflatable lumbar support |
| X | Polished aluminium five star base |





AO/4
High Back
Mechanism 4

Band 1
Band 2
Band 3
Band 4
Band 5
Band 6
Band 7
Leather Group 1



AO/4A2
High Back
Black Fixed Arms
Mechanism 4

Band 1
Band 2
Band 3
Band 4
Band 5
Band 6
Band 7
Leather Group 1



AO/4A8
High Back
Black Height Adjustable Arms
Mechanism 4

Band 1
Band 2
Band 3
Band 4
Band 5
Band 6
Band 7
Leather Group 1



AO/4A13
High Back
A13 Height Adjustable Foldable
Arms Mechanism 4

Band 1
Band 2
Band 3
Band 4
Band 5
Band 6
Band 7
Leather Group 1



AO/9
High Back
Mechanism 9

Band 1
Band 2
Band 3
Band 4
Band 5
Band 6
Band 7
Leather Group 1



AO/9A2
High Back
Black Fixed Arms
Mechanism 9

Band 1
Band 2
Band 3
Band 4
Band 5
Band 6
Band 7
Leather Group 1



AO/9A8
High Back
Black Height Adjustable Arms
Mechanism 9

Band 1
Band 2
Band 3
Band 4
Band 5
Band 6
Band 7
Leather Group 1



AO/9A13
High Back
A13 Height Adjustable Foldable
Arms Mechanism 9

Band 1
Band 2
Band 3
Band 4
Band 5
Band 6
Band 7
Leather Group 1



AOC
Visitor High Back Cantilever

Band 1
Band 2
Band 3
Band 4
Band 5
Band 6
Band 7
Leather Group 1



AOC/A2
Visitor High Back Cantilever
Black Fixed Arms

Band 1
Band 2
Band 3
Band 4
Band 5
Band 6
Band 7
Leather Group 1



AOD/4
Draughting Chair (Glides)

Band 1
Band 2
Band 3
Band 4
Band 5
Band 6
Band 7
Leather Group 1



AOD/4A2
Draughting Chair Black Fixed
Arms (Glides)

Band 1
Band 2
Band 3
Band 4
Band 5
Band 6
Band 7
Leather Group 1

ADLINGTON MESH TASK & VISITOR

5 Year
Guarantee

The compact design of the Adlington Mesh incorporates a posture design and seat comfort usually associated with higher value models.

- Hand wheel back height adjustment.
- Fixed seat /adjustable back mechanism (/4).
- Independent seat and back mechanism option (/9).
- Gas height adjustment.

Product Features



Additional Information

Draughting versions - Mechanism option (/4) only.

Optional Extras

- | | |
|---|-----------------------------------|
| Y | Sliding seat depth adjustment |
| X | Polished aluminium five star base |





AM/4
High Back
Mechanism 4

- Band 1
- Band 2
- Band 3
- Band 4
- Band 5
- Band 6
- Band 7
- Leather Group 1



AM/4A2
High Back
Black Fixed Arms
Mechanism 4

- Band 1
- Band 2
- Band 3
- Band 4
- Band 5
- Band 6
- Band 7
- Leather Group 1



AM/4A8
High Back
Black Height Adjustable Arms
Mechanism 4

- Band 1
- Band 2
- Band 3
- Band 4
- Band 5
- Band 6
- Band 7
- Leather Group 1



AM/4A13
High Back
Black Height Adjustable &
Foldable Arms
Mechanism 4

- Band 1
- Band 2
- Band 3
- Band 4
- Band 5
- Band 6
- Band 7
- Leather Group 1



AM/9
High Back
Mechanism 9

- Band 1
- Band 2
- Band 3
- Band 4
- Band 5
- Band 6
- Band 7
- Leather Group 1



AM/9A2
High Back
Black Fixed Arms
Mechanism 9

- Band 1
- Band 2
- Band 3
- Band 4
- Band 5
- Band 6
- Band 7
- Leather Group 1



AM/9A8
High Back
Black Height Adjustable Arms
Mechanism 9

- Band 1
- Band 2
- Band 3
- Band 4
- Band 5
- Band 6
- Band 7
- Leather Group 1



AM/9A13
High Back
Black Height Adjustable &
Foldable Arms
Mechanism 9

- Band 1
- Band 2
- Band 3
- Band 4
- Band 5
- Band 6
- Band 7
- Leather Group 1



AMD/4
Draughting Chair
(Glides)

- Band 1
- Band 2
- Band 3
- Band 4
- Band 5
- Band 6
- Band 7
- Leather Group 1



AMD/4A2
Draughting Chair
Black Fixed Arms
(Glides)

- Band 1
- Band 2
- Band 3
- Band 4
- Band 5
- Band 6
- Band 7
- Leather Group 1

BROMLEY 24/7 TASK & VISITOR



A chair that offers superb comfort and functionality.

- Ideal for heavy duty use in Police, Security, Air Traffic Control rooms and other 24 hour working environments.
- Perfect when user needs to be seated for long periods of time.
- 24/7, 365 days a year chair.
- Exceeds level 'S' certification.
- Reflex Foam Seat Structure.

Product Features



Additional Information

The prices highlighted below show 24/7 fabric (Band 3)



AXR24/7
High Back with Headrest

Band 1
Band 2
Band 3 - 24/7
Band 4
Band 5
Band 6
Band 7
Leather Group 1 POA



AXR24/7A22
High Back with A22 Multi-function Push Button Arms

Band 1
Band 2
Band 3 - 24/7
Band 4
Band 5
Band 6
Band 7
Leather Group 1 POA



AX24/7
High Back

Band 1
Band 2
Band 3 - 24/7
Band 4
Band 5
Band 6
Band 7
Leather Group 1 POA



AX24/7A22
High Back with A22 Multi-function Push Button Arms

Band 1
Band 2
Band 3 - 24/7
Band 4
Band 5
Band 6
Band 7
Leather Group 1 POA



Camira 24/7 Flax Eternity FYR18 (Band 3)

5 Year Guarantee

TAMPER PROOF TASK & VISITOR

Tamper Proof seating selection.

- Ideal for schools, colleges, libraries and public areas.
- Extremely durable / robust.
- Easy to use.
- Tamper Proof fittings.
- TPPBC - Push button height adjustment.

Product Features



Frame Options

290 - Available in Black / Grey / White / Silver



TPPBC
Push Button Tamper Proof

Band 1
Band 2
Band 3
Band 4
Band 5
Band 6
Band 7
Leather Group 1 POA



290
Heavy Duty Student
Chair - Non Tilt

Band 1
Band 2
Band 3
Band 4
Band 5
Band 6
Band 7
Leather Group 1 POA



Gabriel Repetto 02901 (Band 2)

Task & Visitor
Seating

INDUSTRIAL TASK & VISITOR



This family of chairs and stools are produced with moulded polyurethane seats and backs.

- Wipe-clean, chemical resistant surfaces.
- Ideal for laboratory, commercial and health care use.
- Textured surface helps prevent slipping when seated.



INPU/16
Operator Task Chair with Gas Height Adjustment and Back Rest Adjustment in Height and Rake



INDPU/16
High Level Work Chair with Gas Height Adjustable and Back Rest Adjustment in Height and Rake (Glides)



INS/P
Perch Stool with Gas Height Adjustment (Glides)



INDS/P
High Level Perch Stool with Gas Height Adjustment (Glides)



Task & Visitor
Seating

5 Year
Guarantee

LS37 TASK & VISITOR

Thanks to its active movement, LS37 helps to provide a healthy sitting experience. With its' smooth motion and practicality, the pivoting base allows the user to sit with an open leg angle which helps to alleviate pressure placed on hips and lower back, as well as feet, ankles and legs; comparative to the detriment of sitting with a traditional posture. The stool can also be used as a 'perch' when using a Sit/Stand desk with its height adjustable column.

Product Features



Movement






LS37A
Pivoting Stool

- Band 1
- Band 2
- Band 3
- Band 4
- Band 5
- Band 6
- Band 7



INTRODUCTION

CONFERENCE, MEETING & CAFÉ



Conference,
Meeting &
Cafe Seating



Selected items within this range are stackable. These items are identified within the product description.

For further information regarding stacking quantity - Please contact our Sales Department.



Items are available in a variety of fabrics. A number of products possess certain upholstery restrictions - these are therefore available in selected fabrics only and are identified within this brochure.

For further information regarding fabric suitability - Please contact our Sales Department.



Arms are available on designated product ranges as indicated within the relevant product thumbnails. Colour / Finish options are indicated on relevant product pages - where applicable.

For further information regarding Arm options - Please contact our Sales Department.



Feet are available on designated product ranges as indicated within the relevant product thumbnails. Colour / Finish options are indicated on relevant product pages - where applicable.

For further information regarding Feet options - Please contact our Sales Department.



Items include Reflex Foam Structure as standard.

Level 'S' tested to BS5459: Part 2: 2000.

Extreme Comfort.

Consistent Shape Retention.

Durability and long life.

Excellent Fire Retardant Properties.

We recommend that you request fabric samples prior to ordering.

Two tone upholstery is available on selected products. Please contact our Sales Department for further information.

You can find dimensions for all products in the technical data section of this brochure.

Please Note: All images shown are for illustrative purposes.

Some aspects of certain products may differ. Please contact our customer services department with any queries.

KAST

CONFERENCE, MEETING & CAFÉ



Kast is characterised by a single piece shell with a choice of mechanism which is concealed within the seat and simply adjusted by semi concealed triggers. Kast's strength lies in its innovative high resistance inner structure, adding to the environmental story of the chair.

Available with or without elegant die-cast aluminium armrests in a selection of colours which move with the body of the chair. With the technology hidden inside the shell and covered by a wide range of fabrics the underside is tidy and compact.

Product Features



Frame Colours



Additional Information

The weight activated **Synchronized Mechanism** versions offer customisable height adjustability with both seat and back angle adjustment.

Tilt angles:
18° backrest (Backrest angle locks in 3 positions)
1° seat

The **Visitor Mechanism** provides a fixed height seat with free-float movement.



KASFMA2
High Back Pyramid Base
Synchronized Mechanism

Band 3
Band 4
Band 5
Band 6
Band 7
Leather Group 1



KASFMA1
High Back 5 Star Castor Base
Synchronized Mechanism

Band 3
Band 4
Band 5
Band 6
Band 7
Leather Group 1



KASVMA2
High Back Pyramid Base
Visitor Mechanism

Band 3
Band 4
Band 5
Band 6
Band 7
Leather Group 1



KASLBFMA2
Medium Back
Pyramid Base
Synchronized Mechanism

Band 3
Band 4
Band 5
Band 6
Band 7
Leather Group 1



KASLBFMA1
Medium Back 5 Star
Castor Base
Synchronized Mechanism

Band 3
Band 4
Band 5
Band 6
Band 7
Leather Group 1



KASLBVMA2
Medium Back
Pyramid Base
Visitor Mechanism

Band 3
Band 4
Band 5
Band 6
Band 7
Leather Group 1

5 Year
Guarantee

NEW
PRODUCT

KAST CONFERENCE, MEETING & CAFÉ



Conference,
Meeting &
Café Seating

LC11 SLED

CONFERENCE, MEETING & CAFÉ



The LC11 collection is a contemporary family of chairs offering an elegantly curved, single-piece shell with a variety of frame possibilities. The clean-lined sled frame option accentuates the stool's simplicity and with a choice of two heights, can be matched to most worksurfaces.

Please note vinyl fabrics are subject to a surcharge, please contact our sales department for further information.

Product Features



Plastic Colours



Metal Frame Colours



Additional Information

Available in a variety of fabrics.



LC11M1
Sled Base
650mm Seat Height
Chrome Frame

Price



LC11M2
Sled Base
650mm Seat Height
Chrome Frame Upholstered

Band 1
Band 2
Band 3
Band 4
Band 5
Band 6
Band 7

Vinyl Surcharge



LC11N1
Sled Base
800mm Seat Height
Chrome Frame

Price



LC11N2
Sled Base
800mm Seat Height
Chrome Frame Upholstered

Band 1
Band 2
Band 3
Band 4
Band 5
Band 6
Band 7

Vinyl Surcharge

2 Year
Guarantee

LC11 SLED CONFERENCE, MEETING & CAFÉ



Conference,
Meeting &
Café Seating

LC11 STAR

CONFERENCE, MEETING & CAFÉ



The LC11 collection is a contemporary family of chairs offering an elegantly curved, single-piece shell with a variety of frame possibilities. When specified with the sleek pyramidal four and five star bases, the chairs come to life; ranging from simple swivel movement to mobile, gas height adjustability actions. Frames are available with either simple glides or stylish castors.

Please note vinyl fabrics are subject to a surcharge, please contact our sales department for further information.

Product Features



Additional Information
Available in a variety of fabrics.

Metal Frame Colours



LC11F3
4 Star 180° Swivel
Black or White Frame
Upholstered

- Band 1
- Band 2
- Band 3
- Band 4
- Band 5
- Band 6
- Band 7

Vinyl Surcharge



LC11G3
4 Star 360° Swivel
Black or White Frame
Upholstered

- Band 1
- Band 2
- Band 3
- Band 4
- Band 5
- Band 6
- Band 7

Vinyl Surcharge



LC11Q3
5 Star 360° Swivel
Black or White Frame with Gas
Lift and Soft Rubber Castors
Upholstered

- Band 1
- Band 2
- Band 3
- Band 4
- Band 5
- Band 6
- Band 7

Vinyl Surcharge



LC11Q4
5 Star 360° Swivel
Polished Frame with Gas Lift
and Soft Rubber Castors
Upholstered

- Band 1
- Band 2
- Band 3
- Band 4
- Band 5
- Band 6
- Band 7

Vinyl Surcharge



Kvadrat Canvas 2 0954 (Band 4) with White 4 Star Swivel Base



LC11 WOOD CONFERENCE, MEETING & CAFÉ

The LC11 collection is a contemporary family of chairs offering an elegantly curved, single-piece shell.

The sculpted polymer shell is available in an assortment of colours or can be specified in a selection of upholstery fabrics, whilst the wooden frames are offered in two styles. These can be specified in either complementary woodgrain or opaque finishes that add a natural warmth to each product.

Please note vinyl fabrics are subject to a surcharge, please contact our sales department for further information.

Product Features



Plastic Colours



Wood Frame Colours



Additional Information

Available in a variety of fabrics.



LC11H1
Wooden 4 Leg

Price



LC11H2
Wooden 4 Leg
Upholstered

- Band 1
- Band 2
- Band 3
- Band 4
- Band 5
- Band 6
- Band 7

Vinyl Surcharge



Sky Blue and Grey Plastic with Natural Legs

LC11 CHROME

CONFERENCE, MEETING & CAFÉ



The LC11 collection is a contemporary family of chairs offering an elegantly curved, single-piece shell with a variety of frame possibilities. Steel framed chairs are available in either four or sled legged options that are styled to match the sweeping shape of the seat. Chrome finished models are designed to stack and the sled framed chairs are offered with and without arms.

Please note vinyl fabrics are subject to a surcharge, please contact our sales department for further information.

Product Features



Additional Information
Painted frames available on 4 Leg only and coordinate with matching shells.
Minimum order quantity - multiples of 2

Plastic Colours



Metal Frame Colours



LC11A1
Chrome 4 Leg Frame

Price



LC11B1
Chrome Sled Frame
(Stacks 6 as standard or 10 per Trolley)

Price



LC11C1
Chrome Sled Frame with Arms
(Stacks 8 as standard or 10 per Trolley)

Price



LC11D
Sled Link in Grey

Price



LC11E
Trolley in Satin Steel

Price

2 Year
Guarantee

LC11 CHROME

CONFERENCE, MEETING & CAFÉ



Conference,
Meeting &
Café Seating

From L/R White Plastic with Chrome 4 Leg Frame and Grey Plastic with Chrome Sled Frame

LC11 STOOL

CONFERENCE, MEETING & CAFÉ



The LC11 collection is a contemporary family of chairs offering an elegantly curved, single-piece shell with a variety of frame possibilities. The sculpted polymer shell is available in an assortment of colours or can be specified in a selection of upholstery fabrics, whilst the wooden frames are offered in two heights matching the style of the LC11H series. These can be specified in either complementary woodgrain or opaque finishes that add a natural warmth to each product.

Please note vinyl fabrics are subject to a surcharge, please contact our sales department for further information.

Product Features



Plastic Colours



Wood Frame Colours



Additional Information

Footrest available in Chrome only.



LC11K1
Wooden 4 Leg
650mm Seat Height

Price



LC11K2
Wooden 4 Leg
660mm Seat Height
Upholstered

Band 1
Band 2
Band 3
Band 4
Band 5
Band 6
Band 7

Vinyl Surcharge



LC11L1
Wooden 4 Leg
800mm Seat Height

Price



LC11L2
Wooden 4 Leg
810mm Seat Height
Upholstered

Band 1
Band 2
Band 3
Band 4
Band 5
Band 6
Band 7

Vinyl Surcharge

2 Year
Guarantee

LC11 STOOL

CONFERENCE, MEETING & CAFÉ



Conference,
Meeting &
Café Seating

From L/R Panaz Cadet Zest 901 Silver (Band 2) with Bleached Beech Legs and Kvadrat Steelcut 2 0545 (Band 3) with Graphite Legs

LC11 GAS

CONFERENCE, MEETING & CAFÉ



The LC11 collection is a contemporary family of chairs offering an elegantly curved, single-piece shell with a variety of frame possibilities. The LC11P stools are adjustable with a simple 'one-touch' action, allowing them to be raised to the desired heights. They are fitted with a flat base and foot ring that enables users to swivel in a complete circle when seated. As with the other models within the LC11 family, the seat shells are offered in an assortment of colours or fully upholstered.

Please note vinyl fabrics are subject to a surcharge, please contact our sales department for further information.

Product Features



Additional Information
Available in a variety of fabrics.

Plastic Colours



Metal Frame Colours



LC11P1
650mm - 840mm Seat Height
Gas Lift

Price



LC11P2
660mm - 840mm Seat Height
Gas Lift Upholstered

Band 1
Band 2
Band 3
Band 4
Band 5
Band 6
Band 7



Conference,
Meeting &
Café Seating



LC17 WOOD CONFERENCE, MEETING & CAFÉ

The LC17 is part dining chair, part easy chair, but wholly suitable for all relaxed situations. The upholstered seat is as comfortable as an armchair, but the 4-legged wooden frame gives it a streamlined design, allowing it to be used as a dining chair.

Please note vinyl fabrics are not available.

Product Features



Wood Frame Colours



Additional Information
Available in a variety of fabrics.



LC17A
Wooden 4 Leg

- Band 1
- Band 2
- Band 3
- Band 4
- Band 5
- Band 6
- Band 7



From L/R Camira Blazer Cardiff CUZ1N and Camira Blazer Dunhurst CUZ58 (Band 4) with White Legs

LC18 WOOD

CONFERENCE, MEETING & CAFÉ



The LC18 stool is designed to suit all interior needs. Its ergonomic foam padded seat provides maximum comfort and is an excellent choice of stool for kitchens and lounge bars.

Product Features



Wood Frame Colours



Natural
Oak

Additional Information

Footrest available in Chrome only. Available in a variety of fabrics.



LC18C

Wooden 4 Leg Pyramid
670mm Seat Height

- Band 1
- Band 2
- Band 3
- Band 4
- Band 5
- Band 6
- Band 7



LC18D

Wooden 4 Leg Pyramid
820mm Seat Height

- Band 1
- Band 2
- Band 3
- Band 4
- Band 5
- Band 6
- Band 7



From L/R Camira Era Everlasting CSE10 (Band 1) and Camira Era Aeon CSE20 (Band 1) with Natural Oak Legs

2 Year
Guarantee

LC18 WOOD CONFERENCE, MEETING & CAFÉ




Conference,
Meeting &
Café Seating

LG4 PLASTIC CONFERENCE, MEETING & CAFÉ



The LG4 collection has been developed to add modern style, comfort and practicality to any interior. Beautiful design is complemented by utilising the latest materials science to provide lightweight yet strong models that will stand the test of time. The LG4E1 offers a single piece, sculpted seat shell that is available in an array of striking colours. The stylised moulded four legged frame pitches the seat at the perfect angle and is available in simple black or white options.

Plastic Seat Colours



Plastic Frame Colours



LG4E1
4 Leg Plastic Frame



LG4E1UPH
Upholstered 4 Leg Plastic Frame

Price

- Band 1
- Band 2
- Band 3
- Band 4
- Band 5
- Band 6
- Band 7




Turquoise, Plum and Mustard Plastic Seat with Black Plastic Frame



LG4 WOOD CONFERENCE, MEETING & CAFÉ

The LG4 collection has been developed to add modern style, comfort and practicality to any interior. Beautiful design is complemented by utilising the latest materials science to provide lightweight yet strong models that will stand the test of time.

Plastic Seat Colours



Wood Frame Colours



LG4C1
Wooden 4 Leg

Price



LG4K1
Wooden 680mm Seat Height

Price



LG4C1UPH
Upholstered

Band 1
Band 2
Band 3
Band 4
Band 5
Band 6
Band 7



LG4K1UPH
Upholstered 680mm Seat Height

Band 1
Band 2
Band 3
Band 4
Band 5
Band 6
Band 7



Plum, Grey and Lime Green Plastic Seat with Beech Frame


LG4 CHROME

CONFERENCE, MEETING & CAFÉ



The LG4 collection has been developed to add modern style, comfort and practicality to any interior. Beautiful design is complemented by utilising the latest materials science to provide lightweight yet strong models that will stand the test of time. In its simplest form, this family offers steel four legged or sled framed options featuring a clean, bright chrome finish. These lightweight, yet durable chairs are designed to stack; simply reducing the space taken when not in use.

Plastic Seat Colours



Metal Frame Colours



Product Features



LG4A1
Chrome 4 Leg

Price



LG4B1
Chrome Sled Frame

Price



LG4M1
Chrome Sled Frame
655mm Seat Height

Price



LG4J1
Chrome Sled Frame
760mm Seat Height

Price



LG4A1UPH
Upholstered
Chrome 4 Leg

Band 1
Band 2
Band 3
Band 4
Band 5
Band 6
Band 7



LG4B1UPH
Upholstered
Chrome Sled Frame

Band 1
Band 2
Band 3
Band 4
Band 5
Band 6
Band 7



LG4M1UPH
Upholstered
Chrome Sled Frame
Mid Height

Band 1
Band 2
Band 3
Band 4
Band 5
Band 6
Band 7



LG4J1UPH
Upholstered
Chrome Sled Frame
760mm Seat Height

Band 1
Band 2
Band 3
Band 4
Band 5
Band 6
Band 7

Conference,
Meeting &
Café Seating

2 Year
Guarantee

NEW
PRODUCT

CONFERENCE, MEETING & CAFÉ



From L/R White Plastic with Chrome Sled Frame and Red Plastic with Chrome 4 Leg Frame.

Conference,
Meeting &
Café Seating

LS36

CONFERENCE, MEETING & CAFÉ

2 Year Guarantee

LS36 combines one single shell with several different frames, creating a versatile and multipurpose seating family. LS36 is suitable for use in meeting, waiting and conference rooms, and also in hospitality where it is perfect for cafeterias and bars. Upholstered seat pad is available in a variety of fabrics.

Plastic Shell Colours



Metal Frame Colours



Product Features



Additional Information

Upholstered seat pads (SP) available in a variety of fabrics.



LS36B
4 Leg Frame

Price Without Seat Pad



LS36A
A Frame

Price Without Seat Pad



LS36C
Sled Leg Frame

Price Without Seat Pad



LS36D
4 Leg Stool
755mm Seat Height
Price Without Seat Pad

LS36BSP
4 Leg Frame with Seat Pad

Band 1
Band 2
Band 3
Band 4
Band 5
Band 6
Band 7
Leather Group 1POA

LS36ASP
A Frame with Seat Pad

Band 1
Band 2
Band 3
Band 4
Band 5
Band 6
Band 7
Leather Group 1POA

LS36CSP
Sled Leg Frame with Seat Pad

Band 1
Band 2
Band 3
Band 4
Band 5
Band 6
Band 7
Leather Group 1POA

LS36DSP
4 Leg Stool with Seat Pad

Band 1
Band 2
Band 3
Band 4
Band 5
Band 6
Band 7
Leather Group 1POA



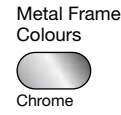
From L/R Grey with Chrome A Frame, Avocado with White 4 Leg Frame, White with Chrome Sled Leg Frame and Black with Chrome Sled Leg Frame

2 Year Guarantee

LG1 CONFERENCE, MEETING & CAFÉ

This stylised collection has been developed to offer a distinctive look whilst providing comfort and longevity. The moulded shapes within the shell accentuate the 'plank' effect of the design and create a slip-free surface on which to sit. In its simplest form, this family offers steel four legged or sled framed options featuring a clean, bright chrome finish. These lightweight, yet durable chairs are designed to stack; simply reducing the space taken when not in use.

Plastic Seat Colours



Additional Information
Chairs and stool stack 4 high.



LG1A1
Chrome 4 Leg

Price



LG1B1
Chrome Sled Frame

Price



LG1G1
Chrome Sled Frame
760mm Seat Height

Price



LG1E1
4 Leg Plastic Frame

Price



From L/R White Plastic with Chrome Sled Leg Frame and Turquoise with Chrome 4 Leg Frame

Conference,
Meeting &
Café Seating

QUS

CONFERENCE, MEETING & CAFÉ




Qus is a vintage-inspired range. The elegant polypropylene shell makes the Qus compact, strong and light, whilst conserving comfort and practicality for daily use. Being available in a variety of colours with multiple frame and seat upholstery options makes Qus the right solution for indoor modern community spaces.

Product Features



Plastic Colours



Metal Frame Colours



Wood Frame Colours



Additional Information

The tube frame options (including stools) stack up to 5 chairs high. Optional seat upholstery available in a variety of fabrics. Optional linking device



QUSL
Chrome 4 Leg Frame

Price



QUS4
Chrome Star Base

Price



QUSRT
Chrome Sled Frame
with Right Hand Writing Tablet

Price



QUSLT
Chrome Sled Frame
with Left Hand Writing Tablet

Price



QUSC
Chrome Sled Frame

Price



QUSS8
Chrome Sled Frame
630mm Seat Height

Price



QUSW
Natural Wooden 4 Leg

Price

SP
Chrome Seat Upholstry Kit

Band 1
Band 2
Band 3
Band 4
Band 5
Band 6
Band 7

Conference,
Meeting &
Cafe Seating

2 Year
Guarantee

QUS CONFERENCE, MEETING & CAFÉ



Conference,
Meeting &
Café Seating

From L/R Black Plastic with Wooden 4 Leg Frame and Yellow Plastic with Chrome 4 Leg Frame

COSO

CONFERENCE, MEETING & CAFÉ



Coso is a family of products made up of chairs, armchairs and stools, with fiberglass polypropylene shells and metal frames. The idea is to offer a collection of products intentionally limited to a few base models, thanks to the essential design's versatility and to the range of colour combinations between shells and frames. Ability to stack all models.

Plastic Seat Colours



Metal Frame Colours



Product Features



COS4
Chrome 4 Leg Frame

Price



COS4A
Chrome 4 Leg with Arms

Price



COS65
Chrome Sled Frame
655mm Seat Height

Price



COS75
Chrome Sled Frame
755mm Seat Height

Price



White Plastic and Grey Plastic with Chrome 4 Leg Frame

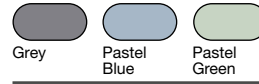
Conference,
Meeting &
Cafe Seating

2 Year Guarantee

LG33 CONFERENCE, MEETING & CAFÉ

The LG33 collection has been refined to add modern style, comfort and practicality to any interior. Beautiful design is complemented by utilising polypropylene to provide a lightweight yet strong model that will stand the test of time. These chairs surround users in their organic curves, adding to the feeling of comfort.

Plastic Seat Colours



Grey

Pastel Blue

Pastel Green

Metal Frame Colours



Black

Wood Frame Colours



Beech



LG33A
Skid Frame

Price



LG33B
Wooden 4 Leg Frame

Price



From L/R Pastel Blue Plastic with Wooden 4 Leg Frame and Grey Plastic with Black Skid Frame

GD2 STOOL

CONFERENCE, MEETING & CAFÉ



This retro-modern family of stools offers the perfect solution when wanting style with substance. The solid wood frames are offered in natural or stained options allowing them to be suited with their surroundings, whilst the seats can be specified in a show-wood or upholstered finishes. Available in low or high models to suit dining or poseur height tables.

Product Features



Wood Frame Colours



Additional Information

Upholstered Seat Cushion available in a variety of fabrics.



GD2A1

Show Wood Square High Stool

Price



GD2A2

Show Wood Square Low Stool

Price



GD2A5

Show Wood High Bench

Price



GD2A6

Show Wood Low Bench

Price



GD2B1

Square High Stool with Upholstered Seat

Band 1
 Band 2
 Band 3
 Band 4
 Band 5
 Band 6
 Band 7



GD2B2

Square Low Stool with Upholstered Seat

Band 1
 Band 2
 Band 3
 Band 4
 Band 5
 Band 6
 Band 7



GD2B5

High Bench with Upholstered Seat

Band 1
 Band 2
 Band 3
 Band 4
 Band 5
 Band 6
 Band 7



GD2B6

Low Bench with Upholstered Seat

Band 1
 Band 2
 Band 3
 Band 4
 Band 5
 Band 6
 Band 7

Conference,
 Meeting &
 Cafe Seating

5 Year
Guarantee

GD2 STOOL

CONFERENCE, MEETING & CAFÉ



Svensson Iconic 5553 (Band 5) with Natural Ash Frame

Conference,
Meeting &
Café Seating

GD3 STOOL

CONFERENCE, MEETING & CAFÉ

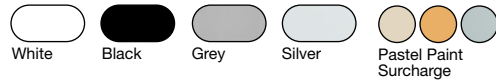


This stylishly simple family of stools offers visually light-weight models that are at home in break-out or modern working environments alike. Fully upholstered options can be specified in a selection of vibrant or muted toned fabrics to blend or accent colours around them. Available in low or high models to suit dining or poseur height tables.

Product Features



Metal Frame Colours



GD3B1
High Stool with
Upholstered Seat

- Band 1
- Band 2
- Band 3
- Band 4
- Band 5
- Band 6
- Band 7



GD3B2
Low Stool with
Upholstered Seat

- Band 1
- Band 2
- Band 3
- Band 4
- Band 5
- Band 6
- Band 7



GD3B3
Low Stool with
Upholstered Seat

- Band 1
- Band 2
- Band 3
- Band 4
- Band 5
- Band 6
- Band 7



Conference,
Meeting &
Café Seating

From L/R Kvadrat Canvas 2 0684 (Band 4) and Kvadrat Canvas 2 0644 (Band 4) with White Frame

5 Year
Guarantee

LG27 CONFERENCE, MEETING & CAFÉ

This simply styled model with a fully upholstered finish brings both choice and a sense of fun to the workplace. With its light-weight construction and ability to stack vertically, the LG27 offers true agility when arranging your environment. Just add colour.

Product Features



Additional Information

Stackable up to 6 high. Available in a variety of fabrics.



LG27
Upholstered 460mm Seat
Height

- Band 1
- Band 2
- Band 3
- Band 4
- Band 5
- Band 6
- Band 7



Conference,
Meeting &
Café Seating

LG24 in Kvadrat Remix 2 412, 422, 452,163 (Band 4) and Steps in Kvadrat Remix 2 422, 452 (Band 4)

GC7 CONFERENCE, MEETING & CAFÉ



The GC7 range of chairs offers comfort and flexibility with a sleek profile ideally suited to today's modern office spaces. Our GC7 chairs are available in a four different coloured shells with integrated armrests and a gracefully curved backrest for optimal support. We make it easy to create a totally customised look for your workspace by offering eight interchangeable base options and a number of seat upholstery choices.

T. Optional Tilt Mechanism available.
(Suffix code with T. Example: GC7D2T)
Surcharge.....

Product Features



Plastic Colours



Frame Colours



GC7A1
4 Leg Base

- Band 1
- Band 2
- Band 3
- Band 4
- Band 5
- Band 6
- Band 7



GC7B1
Cantilever Base

- Band 1
- Band 2
- Band 3
- Band 4
- Band 5
- Band 6
- Band 7



GC7C1
Pyramid Base with Glides

- Band 1
- Band 2
- Band 3
- Band 4
- Band 5
- Band 6
- Band 7



GC7C2
Pyramid Base with Castors

- Band 1
- Band 2
- Band 3
- Band 4
- Band 5
- Band 6
- Band 7



From L/R Camira Blazer Magdalene CUZ21 (Band 4) and Camira Blazer Stanford CUZ2R (Band 4) with White Pyramid Base



GC7 CONFERENCE, MEETING & CAFÉ



GC7D1
4 Star Base with Glides

Band 1
 Band 2
 Band 3
 Band 4
 Band 5
 Band 6
 Band 7

GC7D2
4 Star Base with Castors

Band 1
 Band 2
 Band 3
 Band 4
 Band 5
 Band 6
 Band 7

GC7E1
5 Star Base with Glides

Band 1
 Band 2
 Band 3
 Band 4
 Band 5
 Band 6
 Band 7

GC7E2
5 Star Base with Castors

Band 1
 Band 2
 Band 3
 Band 4
 Band 5
 Band 6
 Band 7



From L/R Camira Blazer Silverdale CUZ1J (Band 4) and Camira Blazer Magdalene CUZ21 (Band 4) with Black 5 Star Base on Castors

Conference,
Meeting &
Café Seating

GC5 CONFERENCE, MEETING & CAFÉ



The GC5 chair is transitional chair that supports agile learning environments where teaching and training modes are fluid and traditional chairs and desks just won't do. They are designed to combine mobile seating with personal storage whilst providing a robust surface which can be utilised for paperwork tasks, when using portable electronic devices or when moving from collaborative to individual working scenarios.

Product Features



Plastic Shell Colours



Additional Information

Wheel base available in Grey only. Upholstered Seat Pad available in a variety of fabrics.



GC5B1
Mobile Chair with Storage with Writing Tablet Plastic Shell

Price



GC5B2
Mobile Chair with Storage with Writing Tablet Upholstered Seat Pad

- Band 1
- Band 2
- Band 3
- Band 4
- Band 5
- Band 6
- Band 7



From L/R Sky Blue and Yellow Plastic



CONFERENCE, MEETING & CAFÉ

HR

The ultimate blend of style and comfort, Hour is a mix of wood and steel that provides the perfect statement. Seat and back shells are produced in profiled laminated plywood that have a lacquer finish for wipe-down durability. Upholstery fabrics for seat panels are available in a wide selection of patterns, colours & weaves, suitable for contract use in public areas.

Product Features



Wood Colours



Frame Colours



Upholstery kit

- Band 1
- Band 2
- Band 3
- Band 4
- Band 5
- Band 6
- Band 7

Additional Information

Available with an upholstered seat in a range of fabrics. Complimentary to Moment Tables.



HR1W
Walnut 4 Leg

Price



HR1N
Natural 4 Leg

Price



HR1SW
Walnut 4 Leg
725mm Seat Height

Price



HR1SN
Natural 4 Leg
725mm Seat Height

Price



Walnut 4 Leg

Conference,
Meeting &
Café Seating

LG31

CONFERENCE, MEETING & CAFÉ



LG31 is a family of single-piece laminated shell chairs and stools in a choice of classic styles.

- Available with or without upholstered seat pads.
- Stool options available.
- Perfect for cafés, bistros, restaurants.

Product Features



Metal Frame Colours



Black

Wood Colours



Black



Ash

Additional Information

Upholstered seat pads available in a variety of fabrics.



LG31D
4 Leg Frame

Price



LG31C
Sled Frame

Price



LG31LS
Sled Frame
650mm Seat Height

Price



LG31HS
Sled Frame
750mm Seat Height

Price



From L/R Lacquered Ash and Black



LG31US
4 Leg Frame
with Upholstered Seat

- Band 1
- Band 2
- Band 3
- Band 4
- Band 5
- Band 6
- Band 7



LG31CUS
Sled Frame
with Upholstered Seat

- Band 1
- Band 2
- Band 3
- Band 4
- Band 5
- Band 6
- Band 7



LG31LSUS
Sled Frame
with Upholstered Seat
650mm Seat Height

- Band 1
- Band 2
- Band 3
- Band 4
- Band 5
- Band 6
- Band 7



LG31HSUS
Sled Frame
with Upholstered Seat
750mm Seat Height

- Band 1
- Band 2
- Band 3
- Band 4
- Band 5
- Band 6
- Band 7



From L/R Lacquered Ash with Camira Blazer Eynesbury CUZ2W (Band 4) Seat and Black with Camira Blazer Woodcroft CUZ2Z (Band 4) Seat

CAFÉ & BISTRO

CONFERENCE, MEETING & CAFÉ

5 Year
Guarantee

Café & Bistro is a family of single-piece laminated shell chairs combined with a heavy-duty steel frame. Available in a choice of classic styles that are a unification of elegance with robust durability. Perfect for cafés, bistros and restaurants.

Product Features



Metal Frame Colours



Chrome

Wood Colours



Natural



Natural
Satin



American
Walnut

Additional Information

Chairs stackable where stated. Stackable up to 5 units high. Upholstered seat available in a variety of fabrics. Not stackable in vinyl/leather.



From L/R American Walnut and Natural

5 Year Guarantee

CAFÉ & BISTRO CONFERENCE, MEETING & CAFÉ



EG04N
4 Leg Natural Satin

Price



EG04W
4 Leg American Walnut

Price



EG05N
4 Leg Natural Satin with Fully Welded Frame

Price



EG05W
4 Leg American Walnut with Fully Welded Frame

Price



EG04NSP
4 Leg Upholstered Seat Natural Satin

Band 1
Band 2
Band 3
Band 4
Band 5
Band 6
Band 7



EG04WSP
4 Leg Upholstered Seat American Walnut

Band 1
Band 2
Band 3
Band 4
Band 5
Band 6
Band 7



EG05NSP
4 Leg Upholstered Seat Natural Satin with Fully Welded Frame

Band 1
Band 2
Band 3
Band 4
Band 5
Band 6
Band 7



EG05WSP
4 Leg Upholstered Seat American Walnut with Fully Welded Frame

Band 1
Band 2
Band 3
Band 4
Band 5
Band 6
Band 7



TVR1
4 Leg Natural Finish (Stackable)

Price



TC34N
4 Leg Natural Finish (Stackable)

Price



TC4D
4 Leg Natural Finish (Stackable)

Price



TVR1SP
4 Leg Upholstered Seat Natural Finish (Stackable)

Band 1
Band 2
Band 3
Band 4
Band 5
Band 6
Band 7



TC34NSP
4 Leg Upholstered Seat Natural Finish (Stackable)

Band 1
Band 2
Band 3
Band 4
Band 5
Band 6
Band 7



TC4DSP
4 Leg Upholstered Seat Natural Finish (Stackable)

Band 1
Band 2
Band 3
Band 4
Band 5
Band 6
Band 7

Conference,
Meeting &
Café Seating

GARO

CONFERENCE, MEETING & CAFÉ



Garo is a pure and simple chair, created using quality polypropylene to make it not only lightweight and robust, but suitable for a number of diverse environments. The stackable smart design lends itself to everything from contemporary dining, to casual outdoor use.

Product Features



Plastic Seat Colours



Additional Information

Stackable up to 4 chairs high. All outdoor products can fade or stain when left out in extreme weather conditions.



KARG1
4 Leg

Price



Conference,
Meeting &
Cafe Seating

From L/R Nougat Plastic and White Plastic



ONIO

SOFT SEATING, RECEPTION & BREAKOUT

Onio's balanced pose is curved for comfort, a slender sloping back rest partnered with foam seat, make for a reassuring figure. An overall compact design provides ample scope for application, be that in lounge or waiting areas or breakout and meeting spaces.

Product Features



Please Note

Available in selected fabrics only - Please contact our Sales Department for further information.



ONIOU1
Upholstered Tub Chair

- Band 1
- Band 2
- Band 3
- Band 4
- Band 5
- Band 6
- Band 7



Backrest Camira Blazer Dartmouth CUZ2Q Seat Camira Yoredale Simonstone UDA05

BRETEN

CONFERENCE, MEETING & CAFÉ

5 Year
Guarantee

This on-trend collection is perfect for those who want comfortable seating and a modern twist. Being lightweight and durable means Bretten can be easily moved, perfect for office or dining spaces, and is suitable for indoor and covered outdoor areas.

Metal Colours



Grey

Additional Information

All outdoor products can fade or stain when left out in extreme weather conditions.



BRE1
Distressed 4 Leg

Price



BREHS
Distressed 4 Leg
760mm Seat Height

Price



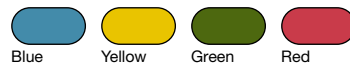
Conference,
Meeting &
Cafe Seating



MEROUX CONFERENCE, MEETING & CAFÉ

The Meroux collection is carefully crafted from sheet metal with a distressed look finish. Strong, durable, lightweight and stackable means Meroux is a favourite of cafés, dining areas and retro spaces. Suitable for indoor and covered outdoor areas.

Paint Colours (surcharge)



Metal Colours



Additional Information

Stackable up to four high. Surcharge for coloured paint finish with a minimum order quantity - 10 of the same item in the same colour finish. All outdoor products can fade or stain when left out in extreme weather conditions.



MER1
4 Leg

Price



MERLS
4 Leg
455mm Seat Height

Price



MERHS
4 Leg
745mm Seat Height

Price



VONA

CONFERENCE, MEETING & CAFÉ



In keeping with our social responsibility, we introduce this sustainable chair design; a simple but unique chair made of recycled Felt (60% recycled PP bottles and 40% non-woven textile).

Vona is a conference chair that can be stored into vertical stacks. The seat consists of ergonomic triangular plates allowing comfortable sitting by adapting to the body.

Product Features



Seat Colours



Grey

Frame Colours



Black


Additional Information

Stackable up to 3 chairs high. Seat pad only available in Gabriel Fame.



LS34A
Sled Frame

Gabriel Fame
(Seat pad only)



Gabriel Fame 68146 (Band 4) Seat Pad



THEIA

CONFERENCE, MEETING & CAFÉ



The Theia Chair is available with or without arms in a range of plastic colours and multiple finish variants also with the option of left or right handed writing tablets.

Plastic Colours



Frame Colours



Product Features



Optional Extras

- ETROL Trolley
- EBASK Storage Basket



EBASK Storage Basket



White Plastic with Camira Blazer Scottsdale CUZ3E (Band 4) Seat and Back with Chrome Frame



E11
Plastic Seat & Back
(Stackable: Floor 20/Trolley 40)



EIA
Plastic Seat & Back with Arms
(Stackable: Floor 20/Trolley 40)



EIART
Plastic Seat & Back with Arms
& Writing Tablet (Right Hand)
(Stackable: Floor 20/Trolley 40)
(Remove Tablet to Stack)



EIALT
Plastic Seat & Back with Arms
& Writing Tablet (Left Hand)
(Stackable: Floor 20/Trolley 40)
(Remove Tablet to Stack)



E11SP
Upholstered Seat
(Stackable: Floor 15/Trolley 15)

Band 1
Band 2
Band 3
Band 4
Band 5
Band 6
Band 7
Leather Group 1 POA



EIASP
Upholstered Seat with Arms
(Stackable: Floor 15/Trolley 15)

Band 1
Band 2
Band 3
Band 4
Band 5
Band 6
Band 7
Leather Group 1 POA



EIARTSP
Upholstered Seat with Arms &
Writing Tablet (Right Hand)
(Stackable: Floor 15/Trolley 15)
(Remove Tablet to Stack)

Band 1
Band 2
Band 3
Band 4
Band 5
Band 6
Band 7
Leather Group 1 POA



EIALTSP
Upholstered Seat with Arms &
Writing Tablet (Left Hand)
(Stackable: Floor 15/Trolley 15)
(Remove Tablet to Stack)

Band 1
Band 2
Band 3
Band 4
Band 5
Band 6
Band 7
Leather Group 1 POA



E11BP
Upholstered Seat & Back
(Stackable: Floor 15/Trolley 15)

Band 1
Band 2
Band 3
Band 4
Band 5
Band 6
Band 7
Leather Group 1 POA



EIABP
Upholstered Seat & Back
with Arms
(Stackable: Floor 15/Trolley 15)

Band 1
Band 2
Band 3
Band 4
Band 5
Band 6
Band 7
Leather Group 1 POA



EIARTBP
Upholstered Seat & Back with
Arms & Writing Tablet
(Right Hand)
(Stackable: Floor 15/Trolley 15)
(Remove Tablet to Stack)

Band 1
Band 2
Band 3
Band 4
Band 5
Band 6
Band 7
Leather Group 1 POA



EIALTBP
Upholstered Seat & Back with
Arms & Writing Tablet
(Left Hand)
(Stackable: Floor 15/Trolley 15)
(Remove Tablet to Stack)

Band 1
Band 2
Band 3
Band 4
Band 5
Band 6
Band 7
Leather Group 1 POA

THEIA STOOL

CONFERENCE, MEETING & CAFÉ



The Theia Stool is available in 2 different height options. A range of plastic colours and multiple finish variants are provided with or without arms.

Plastic Colours



Frame Colours



Product Features



Vescom Bowen 7030.37 (Band 6) with Chrome Frame



THEIA STOOL CONFERENCE, MEETING & CAFÉ



EIH
High Stool
Plastic Seat & Back
(Stackable: Floor 20)



EIAH
High Stool
Plastic Seat and Back with Arms
(Stackable: Floor 20)



EIL
Low Stool
Plastic Seat and Back with Arms
(Stackable: Floor 20)



EIAL
Low Stool
Plastic Seat and Back with Arms
(Stackable: Floor 20)



EIHSP
High Stool
Upholstered Seat
(Stackable: Floor 15)

- Band 1
- Band 2
- Band 3
- Band 4
- Band 5
- Band 6
- Band 7
- Leather Group 1 POA



EIAHSP
High Stool
Upholstered Seat with Arms
(Stackable: Floor 15)

- Band 1
- Band 2
- Band 3
- Band 4
- Band 5
- Band 6
- Band 7
- Leather Group 1 POA



EILSP
Low Stool
Upholstered Seat
(Stackable: Floor 15)

- Band 1
- Band 2
- Band 3
- Band 4
- Band 5
- Band 6
- Band 7
- Leather Group 1 POA



EIALSP
Low Stool
Upholstered Seat with Arms
(Stackable: Floor 15)

- Band 1
- Band 2
- Band 3
- Band 4
- Band 5
- Band 6
- Band 7
- Leather Group 1 POA



EIHBP
High Stool
Upholstered Seat & Back
(Stackable: Floor 15)

- Band 1
- Band 2
- Band 3
- Band 4
- Band 5
- Band 6
- Band 7
- Leather Group 1 POA



EIAHBP
High Stool
Upholstered Seat & Back
with Arms
(Stackable: Floor 15)

- Band 1
- Band 2
- Band 3
- Band 4
- Band 5
- Band 6
- Band 7
- Leather Group 1 POA



EILBP
Low Stool
Upholstered Seat & Back
(Stackable: Floor 15)

- Band 1
- Band 2
- Band 3
- Band 4
- Band 5
- Band 6
- Band 7
- Leather Group 1 POA



EIALBP
Low Stool
Upholstered Seat & Back
with Arms
(Stackable: Floor 15)

- Band 1
- Band 2
- Band 3
- Band 4
- Band 5
- Band 6
- Band 7
- Leather Group 1 POA

OLI


CONFERENCE, MEETING & CAFÉ



Oli is a stylish yet robust stacking chair which is available in seven vibrant colours.

- 3 main versions.
- Perforated back that moulds to the individual.
- Available with or without arms.

Plastic Colours



Frame Colours



Chrome

Product Features



Optional Extras

OLICT Trolley



Red Plastic with Camira Xtreme Sombrero YS046 (Band 1) Seat and Back



OLI4
4 Leg Plastic Seat and Back (Stackable)



OLA4
4 Leg with Arms and Plastic Seat and Back (Stackable)



OLC
Skid Frame with Plastic Seat and Back (Stackable)



OLS
4 Leg Stool with Plastic Seat and Back



OL4SP
4 Leg Upholstered Seat (Stackable)

Band 1
Band 2
Band 3
Band 4
Band 5
Band 6
Band 7
Leather Group 1 POA



OLA4SP
4 Leg with Arms Upholstered Seat (Stackable)

Band 1
Band 2
Band 3
Band 4
Band 5
Band 6
Band 7
Leather Group 1 POA



OLCSP
Skid Frame with Upholstered Seat (Stackable)

Band 1
Band 2
Band 3
Band 4
Band 5
Band 6
Band 7
Leather Group 1 POA



OLSSP
4 Leg Stool with Upholstered Seat

Band 1
Band 2
Band 3
Band 4
Band 5
Band 6
Band 7
Leather Group 1 POA



OL4SBP
4 Leg with Upholstered Seat and Back (Stackable)

Band 1
Band 2
Band 3
Band 4
Band 5
Band 6
Band 7
Leather Group 1 POA



OLA4SBP
4 Leg with Arms Upholstered Seat and Back (Stackable)

Band 1
Band 2
Band 3
Band 4
Band 5
Band 6
Band 7
Leather Group 1 POA



OLCSBP
Skid Frame with Upholstered Seat and Back (Stackable)

Band 1
Band 2
Band 3
Band 4
Band 5
Band 6
Band 7
Leather Group 1 POA



OLSSBP
4 Leg Stool with Upholstered Seat and Back

Band 1
Band 2
Band 3
Band 4
Band 5
Band 6
Band 7
Leather Group 1 POA

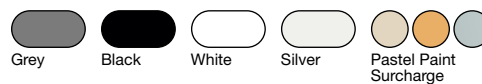
SJX FULLY UPHOLSTERED CONFERENCE, MEETING & CAFÉ

5 Year
Guarantee

SJX is the perfect seating solution for a variety of applications, with three different leg frame options.

- Four leg, cantilever and mobile on castors.
- Available with or without arms and has an optional writing tablet.
- The fully upholstered version can be finished in almost any fabric of your choice, making it a versatile product for your interiors scheme.

Frame Colours



Product Features



Optional Extras

SJXLNK Retractable link set
MCT Trolley (for 4 leg versions only)

Additional Information

*Tablet version stacking is limited.



Camira Xtreme Sombrero YS046 (Band 1) with 4 Leg Castor and Cantilever Grey Frame

SJX FULLY UPHOLSTERED CONFERENCE, MEETING & CAFÉ



SJX1
4 Leg (Stackable)

Band 1
Band 2
Band 3
Band 4
Band 5
Band 6
Band 7
Leather Group 1 POA



SJXA
4 Leg with Arms (Stackable)

Band 1
Band 2
Band 3
Band 4
Band 5
Band 6
Band 7
Leather Group 1 POA



**SJXRT (R/H)
SJXLT (L/H)**
4 Leg with Writing Tablet and
Arms (Stackable)*

Band 1
Band 2
Band 3
Band 4
Band 5
Band 6
Band 7
Leather Group 1 POA



SJX1W
4 Leg with Castors

Band 1
Band 2
Band 3
Band 4
Band 5
Band 6
Band 7
Leather Group 1 POA



SJXAW
4 Leg with Castors and Arms

Band 1
Band 2
Band 3
Band 4
Band 5
Band 6
Band 7
Leather Group 1 POA



**SJXRTW (R/H)
SJXLTW (L/H)**
4 Leg with Castors, Writing
Tablet & Arms

Band 1
Band 2
Band 3
Band 4
Band 5
Band 6
Band 7
Leather Group 1 POA



SJX1SW
Swivel Base

Band 1
Band 2
Band 3
Band 4
Band 5
Band 6
Band 7
Leather Group 1 POA



SJXC
Cantilever
(Stackable)

Band 1
Band 2
Band 3
Band 4
Band 5
Band 6
Band 7
Leather Group 1 POA



SJXCA
Cantilever with Arms
(Stackable)

Band 1
Band 2
Band 3
Band 4
Band 5
Band 6
Band 7
Leather Group 1 POA



**SJXCRT (R/H)
SJXCLT (L/H)**
Cantilever Chair with Writing
Tablet & Arms (Stackable)*

Band 1
Band 2
Band 3
Band 4
Band 5
Band 6
Band 7
Leather Group 1 POA



SJXASW
Swivel Base with Arms

Band 1
Band 2
Band 3
Band 4
Band 5
Band 6
Band 7
Leather Group 1 POA

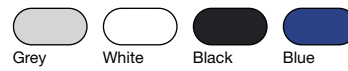
SJX UPHOLSTERED SEAT CONFERENCE, MEETING & CAFÉ



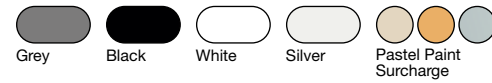
SJX is the perfect seating solution for a variety of applications, with three different leg frame options.

- Four leg, cantilever and mobile on castors.
- Available with or without arms and has an optional writing tablet.
- The upholstered seat version can be finished in almost any fabric of your choice, making it a versatile product for your interiors scheme.

Back Plastic Colours



Frame Colours



Product Features



Additional Information

*Tablet version stacking is limited.

Optional Extras

- SJXLNK Retractable link set
- MCT Trolley (for 4 leg versions only)



Camira Xtreme Steel YS095 (Band 1) with Black Plastic and 4 Leg White Frame

SJX UPHOLSTERED SEAT CONFERENCE, MEETING & CAFÉ



SJX1SP
4 Leg
(Stackable)

Band 1
Band 2
Band 3
Band 4
Band 5
Band 6
Band 7
Leather Group 1 POA



SJXASP
4 Leg with Arms (Stackable)

Band 1
Band 2
Band 3
Band 4
Band 5
Band 6
Band 7
Leather Group 1 POA



SJXRTSP (R/H)
SJXLTSP (L/H)
4 Leg with Writing Tablet and
Arms (Stackable)*

Band 1
Band 2
Band 3
Band 4
Band 5
Band 6
Band 7
Leather Group 1 POA



SJX1SPW
4 Leg with Castors

Band 1
Band 2
Band 3
Band 4
Band 5
Band 6
Band 7
Leather Group 1 POA



SJXASPW
4 Leg with Castors and Arms

Band 1
Band 2
Band 3
Band 4
Band 5
Band 6
Band 7
Leather Group 1 POA



SJXRTSPW (R/H)
SJXLTSPW (L/H)
4 Leg with Castors, Writing
Tablet and Arms

Band 1
Band 2
Band 3
Band 4
Band 5
Band 6
Band 7
Leather Group 1 POA



SJX1SPSW
Swivel Base

Band 1
Band 2
Band 3
Band 4
Band 5
Band 6
Band 7
Leather Group 1 POA



SJXCSP
Cantilever
(Stackable)

Band 1
Band 2
Band 3
Band 4
Band 5
Band 6
Band 7
Leather Group 1 POA



SJXCASP
Cantilever with Arms
(Stackable)

Band 1
Band 2
Band 3
Band 4
Band 5
Band 6
Band 7
Leather Group 1 POA



SJXCRTSP (R/H)
SJXCLTSP (L/H)
Cantilever with Writing Tablet
& Arms (Stackable)*

Band 1
Band 2
Band 3
Band 4
Band 5
Band 6
Band 7
Leather Group 1 POA



SJXASPSW
Swivel Base with Arms

Band 1
Band 2
Band 3
Band 4
Band 5
Band 6
Band 7
Leather Group 1 POA

SJX MESH

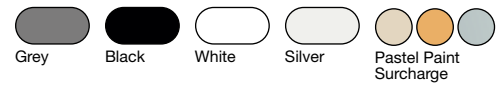
CONFERENCE, MEETING & CAFÉ



SJX is the perfect seating solution for a variety of applications, with three different leg frame options.

- Four leg, cantilever and mobile on castors.
- Available with or without arms and has an optional writing tablet.

Frame Colours



Product Features



Additional Information

*Tablet version stacking is limited.

Optional Extras

- SJXLNK Retractable link set
- MCT Trolley (for 4 leg versions only)



Conference,
Meeting &
Café Seating

Camira Blazer Knightsbridge CUZ26 (Band 4) with 4 Leg Black Frame

SJX MESH CONFERENCE, MEETING & CAFÉ



SJXM1
4 Leg Upholstered Seat
(Stackable)

Band 1
Band 2
Band 3
Band 4
Band 5
Band 6
Band 7
Leather Group 1 POA



SJXMA
4 Leg Upholstered Seat with
Arms (Stackable)

Band 1
Band 2
Band 3
Band 4
Band 5
Band 6
Band 7
Leather Group 1 POA



**SJXMRT (R/H)
SJXMLT (L/H)**
4 Leg Upholstered Seat with
Writing Tablet and Arms
(Stackable)*

Band 1
Band 2
Band 3
Band 4
Band 5
Band 6
Band 7
Leather Group 1 POA



SJXM1W
4 Leg Upholstered Seat with
Castors

Band 1
Band 2
Band 3
Band 4
Band 5
Band 6
Band 7
Leather Group 1 POA



SJXMAW
4 Leg Upholstered Seat with
Castors and Arms

Band 1
Band 2
Band 3
Band 4
Band 5
Band 6
Band 7
Leather Group 1 POA



**SJXMRTW (R/H)
SJXMLTW (L/H)**
4 Leg Upholstered Seat with
Writing Tablet - Castors and
Arms

Band 1
Band 2
Band 3
Band 4
Band 5
Band 6
Band 7
Leather Group 1 POA



SJXM1SW
Swivel Base

Band 1
Band 2
Band 3
Band 4
Band 5
Band 6
Band 7
Leather Group 1 POA



SJXMC
Cantilever Upholstered Seat
(Stackable)

Band 1
Band 2
Band 3
Band 4
Band 5
Band 6
Band 7
Leather Group 1 POA



SJXMCA
Cantilever Upholstered Seat
with Arms (Stackable)

Band 1
Band 2
Band 3
Band 4
Band 5
Band 6
Band 7
Leather Group 1 POA



**SJXMCR (R/H)
SJXMCLT (L/H)**
Cantilever Upholstered Seat
with Writing Tablet and Arms
(Stackable)*

Band 1
Band 2
Band 3
Band 4
Band 5
Band 6
Band 7
Leather Group 1 POA



SJXMASW
Swivel Base with Arms

Band 1
Band 2
Band 3
Band 4
Band 5
Band 6
Band 7
Leather Group 1 POA

SJX PLASTIC

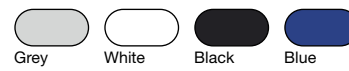
CONFERENCE, MEETING & CAFÉ



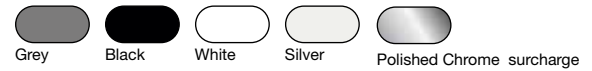
SJX is the perfect seating solution for a variety of applications, with three different leg frame options.

- Four leg, cantilever and mobile on castors.
- Available with or without arms and has an optional writing tablet.

Plastic Colours



Frame Colours



Product Features



Additional Information

*Tablet version stacking is limited.

Optional Extras

SJXLNK Retractable link set
MCT Trolley (for 4 leg versions only)



SJXP1
4 Leg (Stackable)



SJXPA
4 Leg with Arms
(Stackable)



SJXPRT (R/H)
SJXPLT (L/H)
4 Leg with Writing Tablet & Arms
(Stackable)*



SJXP1W
4 Leg with Castors



SJXPAW
4 Leg with Castors and Arms



SJXPRTW (R/H)
SJXPLTW (L/H)
4 Leg Chair with Castors
Writing Tablet & Arms



SJXP1SW
Swivel Base



SJXCP1
Cantilever
(Stackable)



SJXCPA
Cantilever with Arms
(Stackable)



SJXCPRT (R/H)
SJXCPLT (L/H)
Cantilever with Writing Tablet &
Arms (Stackable)*



SJXPASW
Swivel Base with Arms

5 Year
Guarantee

SJX PLASTIC CONFERENCE, MEETING & CAFÉ



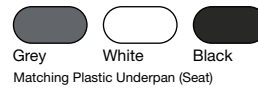
White Plastic with White Cantilever Frame

Conference,
Meeting &
Café Seating

ZELA FULLY UPHOLSTERED CONFERENCE, MEETING & CAFÉ



Plastic Colours



Matching Plastic Underpan (Seat)

Frame Colours



Product Features



Additional Information

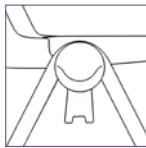
Swivel Versions - Available with chrome frame only.
*Tablet version stacking is limited.

Optional Extras

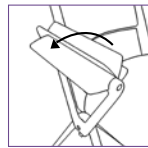
Polished aluminum arm surcharge
ZTROL Trolley (for 4 leg versions only)
Will stack up to 18 high



Stacking aid



Dual link and stacking feature



Width adjustable arm



Kvadrat Canvas 2 0954 (Band 4) with White Plastic and White Frame

5 Year Guarantee

ZELA FULLY UPHOLSTERED CONFERENCE, MEETING & CAFÉ



ZL1BP
4 Leg (Stackable)

Band 1
Band 2
Band 3
Band 4
Band 5
Band 6
Band 7
Leather Group 1 POA



ZLABP
4 Leg with Black Plastic Arms
(Stackable)

Band 1
Band 2
Band 3
Band 4
Band 5
Band 6
Band 7
Leather Group 1 POA



**ZLARTBP (RH)
ZLALTBP (LH)**
4 Leg with Black Aluminium Arms and
Writing Tablet (Stackable)*

Band 1
Band 2
Band 3
Band 4
Band 5
Band 6
Band 7
Leather Group 1 POA



ZL1BPSW
Swivel Base

Band 1
Band 2
Band 3
Band 4
Band 5
Band 6
Band 7
Leather Group 1 POA



ZLABPSW
Swivel Base with Black Plastic Arms

Band 1
Band 2
Band 3
Band 4
Band 5
Band 6
Band 7
Leather Group 1 POA



Conference,
Meeting &
Café Seating

ZELA UPHOLSTERED SEAT

CONFERENCE, MEETING & CAFÉ



Zela multi-purpose seating lends itself perfectly to large scale conferencing, meeting rooms and single use application.

- Unique design
- Robust structure and elegant lines will complement any environment.
- Available in eight plastic colours (Backs).
- Dual linking/vertical stacking feature.

Back Plastic Colours



Black Plastic Underpan (Seat)



Matching Plastic Underpan (Seat)

Frame Colours



Product Features



Additional Information

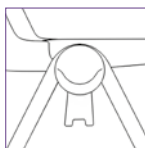
Swivel Versions - Available with chrome frame only.
*Tablet version stacking is limited.

Optional Extras

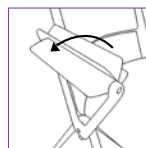
Polished aluminum arm surcharge
ZTROL Trolley (for 4 leg versions only)
Will stack up to 18 high



Stacking aid



Dual link and stacking feature



Width adjustable arm



Grey Plastic with White Frame and Gabriel Fame 66133 (Band 4) Seat

5 Year Guarantee

ZELA UPHOLSTERED SEAT CONFERENCE, MEETING & CAFÉ



ZL1SP
4 Leg (Stackable)

Band 1
Band 2
Band 3
Band 4
Band 5
Band 6
Band 7
Leather Group 1POA



ZLASP
4 Leg with Black Plastic Arms
(Stackable)

Band 1
Band 2
Band 3
Band 4
Band 5
Band 6
Band 7
Leather Group 1POA



**ZLARTSP (RH)
ZLALTSP (LH)**
4 Leg with Black Aluminium Arms and
Writing Tablet (Stackable)*

Band 1
Band 2
Band 3
Band 4
Band 5
Band 6
Band 7
Leather Group 1POA



ZL1SPSW
Swivel Base

Band 1
Band 2
Band 3
Band 4
Band 5
Band 6
Band 7
Leather Group 1POA



ZLASPSW
Swivel Base with Black Plastic Arms

Band 1
Band 2
Band 3
Band 4
Band 5
Band 6
Band 7
Leather Group 1POA



ZTROL

ZELA MESH

CONFERENCE, MEETING & CAFÉ



Zela multi-purpose seating lends itself perfectly to large scale conferencing, meeting rooms and single use application.

- Unique design.
- Robust structure and elegant lines will complement any environment.
- Available in three plastic shell colours.
- Dual linking/vertical stacking feature.

Plastic Colours



Frame Colours



Product Features

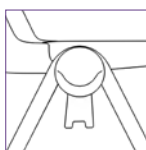


Optional Extras

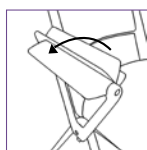
- Polished aluminum arm surcharge
- ZTROL Trolley (for 4 leg versions only)
- Will stack up to 18 high



Stacking aid



Dual link and stacking feature



Width adjustable arm



ZLM
4 Leg

Price



ZLMA
4 Leg with Black Plastic Arms

Price



ZLMU
4 Leg with Upholstered Seat

Band 1
Band 2
Band 3
Band 4
Band 5
Band 6
Band 7
Leather Group 1 POA



ZLMAU
4 Leg with Upholstered Seat with
Black Plastic Arms

Band 1
Band 2
Band 3
Band 4
Band 5
Band 6
Band 7
Leather Group 1 POA

5 Year
Guarantee

ZELA MESH

CONFERENCE, MEETING & CAFÉ



Black Plastic and Black Frame with Bute Alchemy Mimosa CF1012/1711 (Band 6) Seat

Conference,
Meeting &
Café Seating

ZELA PLASTIC

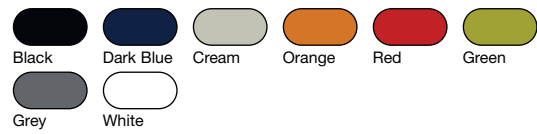
CONFERENCE, MEETING & CAFÉ



Zela multi-purpose seating lends itself perfectly to large scale conferencing, meeting rooms and single use application.

- Unique design.
- Robust structure and elegant lines will complement any environment.
- Available in eight plastic colours.
- Dual linking/vertical stacking feature.

Plastic Colours



Product Features



Additional Information

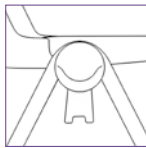
Swivel Versions - Available with chrome frame only.
*Tablet version stacking is limited.

Optional Extras

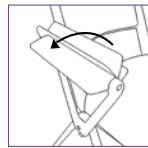
Polished aluminum arm surcharge
ZTROL Trolley (for 4 leg versions only)
Will stack up to 18 high



Stacking aid



Dual link and stacking feature



Width adjustable arm



ZL1
4 Leg (Stackable)



ZLA
4 Leg with Black Plastic Arms
(Stackable)



ZLART (RH)
ZLALT (LH)
4 Leg with Black Aluminium Arms and
Writing Tablet (Stackable)*



ZL1SW
Swivel Base



ZLASW
Swivel Base with Black Plastic Arms

5 Year
Guarantee

ZELA PLASTIC CONFERENCE, MEETING & CAFÉ



Black Plastic with Grey Frame

Conference,
Meeting &
Café Seating

MEETING CHAIR

CONFERENCE, MEETING & CAFÉ

5 Year
Guarantee

This meeting chair collection is ideal for all your conference and meeting requirements.

- Available fully upholstered, upholstered seat or all plastic.
- Each version comes with or without arms.
- Incorporated linking bracket as standard.

Plastic Colours



Black

Frame Colour



Silver

Product Features



Linking included

Optional Extras

MTM Mobile trolley (Black only) Stacks 25 (Max)



Camira Xtreme Parasol YS073 (Band 1) Back and Camira Xtreme Ocean YS100 (Band 1) Seat

5 Year Guarantee

MEETING CHAIR CONFERENCE, MEETING & CAFÉ



M1
Plastic Seat and Back
(Stackable)



MA
Plastic Seat and Back
with Arms (Stackable)



MW
Plastic Seat and Back
with Writing Tablet



M1SP
Upholstered Seat
(Stackable)

Band 1
Band 2
Band 3
Band 4
Band 5
Band 6
Band 7
Leather Group 1 POA



MASP
Upholstered Seat
with Arms (Stackable)

Band 1
Band 2
Band 3
Band 4
Band 5
Band 6
Band 7
Leather Group 1 POA



MWSP
Upholstered Seat
with Writing Tablet

Band 1
Band 2
Band 3
Band 4
Band 5
Band 6
Band 7
Leather Group 1 POA



M1SBP
Upholstered Seat
and Back (Stackable)

Band 1
Band 2
Band 3
Band 4
Band 5
Band 6
Band 7
Leather Group 1 POA



MASBP
Upholstered Seat and Back
with Arms (Stackable)

Band 1
Band 2
Band 3
Band 4
Band 5
Band 6
Band 7
Leather Group 1 POA



MWSBP
Upholstered Seat
and Back with Writing Tablet

Band 1
Band 2
Band 3
Band 4
Band 5
Band 6
Band 7
Leather Group 1 POA

Conference,
Meeting &
Café Seating

METRIC PLUS

CONFERENCE, MEETING & CAFÉ

5 Year Guarantee

Metric Plus is a family of products including swivel, four leg and cantilever chairs.

- Perfect for use throughout the office environment.
- Offered in a selection of back styles and sizes.
- Range includes fabric, plastic and mesh back options.

Plastic Colours (Available on MCHBPL and M4HBPL only)



Black

Product Features



Frame Colours

Swivel Versions - Black Polypropylene base as standard.
Cantilever / 4 Leg options - Available in chrome frames only

Optional Extras

Polished aluminium five star base
MCT Trolley (for 4 leg versions only)



MSFB

Full Back Swivel Base with Upholstered Seat and Back

Band 1
Band 2
Band 3
Band 4
Band 5
Band 6
Band 7
Leather Group 1



MSHB

Half Back Swivel Base with Upholstered Seat and Back

Band 1
Band 2
Band 3
Band 4
Band 5
Band 6
Band 7
Leather Group 1



MSHBM

Swivel Base with Mesh Back and Upholstered Seat

Band 1
Band 2
Band 3
Band 4
Band 5
Band 6
Band 7
Leather Group 1



M4HBM

4 Leg Half Mesh Back and Upholstered Seat (Stackable)

Band 1
Band 2
Band 3
Band 4
Band 5
Band 6
Band 7
Leather Group 1



MCHBM

Cantilever Half Mesh Back and Upholstered Seat (Stackable)

Band 1
Band 2
Band 3
Band 4
Band 5
Band 6
Band 7
Leather Group 1



MCHBPL

Cantilever with Plastic Seat and Back (Stackable)



M4HBPL

4 Leg with Plastic Seat and Back (Stackable)

5 Year
Guarantee

METRIC PLUS CONFERENCE, MEETING & CAFÉ



Conference,
Meeting &
Café Seating

From L/R 4 Leg and Cantilever with Gabriel Europost 2 68126 (Band 3) Seat

METRIC PLUS EXECUTIVE CONFERENCE, MEETING & CAFÉ

5 Year
Guarantee

Metric Plus Executive is the perfect mix of comfort and elegance.

- Available in both cantilever and 4 leg options.
- Extension of the standard Metric Plus range.
- Fits any office or managerial environment.

Product Features



Frame Colours



Chrome

Optional Extras

MCT Trolley (for 4 leg versions only)



MCFB
Full Back Cantilever
(Stackable)

Band 1
Band 2
Band 3
Band 4
Band 5
Band 6
Band 7
Leather Group 1



MCHB
Half Back Cantilever
(Stackable)

Band 1
Band 2
Band 3
Band 4
Band 5
Band 6
Band 7
Leather Group 1



M4FB
Full Back 4 Leg
(Stackable)

Band 1
Band 2
Band 3
Band 4
Band 5
Band 6
Band 7
Leather Group 1



M4HB
Half Back 4 Leg
(Stackable)

Band 1
Band 2
Band 3
Band 4
Band 5
Band 6
Band 7
Leather Group 1



Panaz Harvard Cream 805 (Band 3)

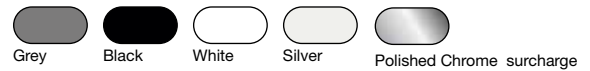
Kempton is a stylish conference chair collection. Its carefully considered design comes as standard with or without arms.

- Optional linking bracket.
- Writing tablet versions (RH/LH).
- Perfect for large scale conference or education environments.

Product Features



Frame Colours



Optional Extras

KNLNK Optional Link Bracket



K1
4 Leg (Stackable)

Band 1
 Band 2
 Band 3
 Band 4
 Band 5
 Band 6
 Band 7
 Leather Group 1 POA



KA
4 Leg With Arms
(Stackable Spirally)

Band 1
 Band 2
 Band 3
 Band 4
 Band 5
 Band 6
 Band 7
 Leather Group 1 POA



KWMA
4 Leg With R/H Moulded Writing
Tablet & Arms

Band 1
 Band 2
 Band 3
 Band 4
 Band 5
 Band 6
 Band 7
 Leather Group 1 POA



MCT
Trolley - Black



Camira Blazer Knightsbridge CUZ26 (Band 4)

MOD

CONFERENCE, MEETING & CAFÉ



Mod is a fantastic meeting and conference chair, also perfect for classrooms. It's distinctive arms and well cushioned seat provides both style and comfort for prolonged periods of sitting.

- Available with or without arms.
- Non-linking.

Product Features



Frame Colours



MOD1
Conference Chair Black Frame

Band 1
Band 2
Band 3
Band 4
Band 5
Band 6
Band 7
Leather Group 1 POA



MODA
Conference Chair with Arms
Black Frame

Band 1
Band 2
Band 3
Band 4
Band 5
Band 6
Band 7
Leather Group 1 POA



Mod Chair with Arms

5 Year
Guarantee

NEW
PRODUCT

MOD CONFERENCE, MEETING & CAFÉ



Mod Chairs with and without Arms

Conference,
Meeting &
Café Seating

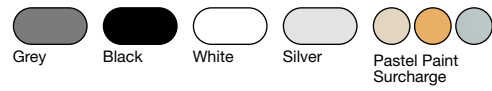
HEAVY DUTY CONFERENCE, MEETING & CAFÉ



This selection of fully welded frame seating is ideal for heavy use areas such as education and emergency service environments.

- Accompanied with a generous and comfortable seat pad.
- Can also be used in conference style auditoriums.

Frame Colours



Product Features



Additional Information

* 110SWT Stackable with Tablet removed.

Optional Extras

- | | |
|------|-----------------------------------|
| CLF | Linking for 110C |
| MCT | Trolley (for 4 leg versions only) |
| MFFB | Floor fixing bracket (set of 4) |



Camira Xtreme Scuba YS082 (Band 1) with Grey Frame

HEAVY DUTY CONFERENCE, MEETING & CAFÉ



110C
4 Leg Heavy Duty with Curved Front Legs (Stackable)

- Band 1
- Band 2
- Band 3
- Band 4
- Band 5
- Band 6
- Band 7
- Leather Group 1 POA



120SM
4 Leg Heavy Duty with Moulded Arms (Stackable)

- Band 1
- Band 2
- Band 3
- Band 4
- Band 5
- Band 6
- Band 7
- Leather Group 1 POA



110SWT
4 Leg Heavy Duty with Swivel Writing Tablet (Fits Either Side) (Stackable)*

- Band 1
- Band 2
- Band 3
- Band 4
- Band 5
- Band 6
- Band 7
- Leather Group 1 POA



LOS1
4 Leg Heavy Duty (Stackable)

- Band 1
- Band 2
- Band 3
- Band 4
- Band 5
- Band 6
- Band 7
- Leather Group 1 POA



230
Cantilever Heavy Duty with 3/4 Back

- Band 1
- Band 2
- Band 3
- Band 4
- Band 5
- Band 6
- Band 7
- Leather Group 1 POA



240M
Cantilever Heavy Duty with 3/4 Back and Arms

- Band 1
- Band 2
- Band 3
- Band 4
- Band 5
- Band 6
- Band 7
- Leather Group 1 POA



210S
4 Leg Heavy Duty (Stackable)

- Band 1
- Band 2
- Band 3
- Band 4
- Band 5
- Band 6
- Band 7
- Leather Group 1 POA



220M
4 Leg Heavy Duty with Moulded Arms

- Band 1
- Band 2
- Band 3
- Band 4
- Band 5
- Band 6
- Band 7
- Leather Group 1 POA



310S
4 Leg Heavy Duty with Mid Back (Stackable)

- Band 1
- Band 2
- Band 3
- Band 4
- Band 5
- Band 6
- Band 7
- Leather Group 1 POA



340M
Cantilever Heavy Duty with Moulded Arms

- Band 1
- Band 2
- Band 3
- Band 4
- Band 5
- Band 6
- Band 7
- Leather Group 1 POA



320M
4 Leg Heavy Duty with Moulded Arms

- Band 1
- Band 2
- Band 3
- Band 4
- Band 5
- Band 6
- Band 7
- Leather Group 1 POA



330
Cantilever Heavy Duty

- Band 1
- Band 2
- Band 3
- Band 4
- Band 5
- Band 6
- Band 7
- Leather Group 1 POA



430
High Back Cantilever

- Band 1
- Band 2
- Band 3
- Band 4
- Band 5
- Band 6
- Band 7
- Leather Group 1 POA



420M
High Back 4 Leg with Moulded Arms

- Band 1
- Band 2
- Band 3
- Band 4
- Band 5
- Band 6
- Band 7
- Leather Group 1 POA



440M
High Back Cantilever

- Band 1
- Band 2
- Band 3
- Band 4
- Band 5
- Band 6
- Band 7
- Leather Group 1 POA



410S
High Back 4 Leg Stacking

- Band 1
- Band 2
- Band 3
- Band 4
- Band 5
- Band 6
- Band 7
- Leather Group 1 POA



120MWT
3/4 Back with Moulded Arms and Writing Tablet

- Band 1
- Band 2
- Band 3
- Band 4
- Band 5
- Band 6
- Band 7
- Leather Group 1 POA



BAR2
Bariatric Medium Part Back Steel Frame

- Band 1
- Band 2
- Band 3
- Band 4
- Band 5
- Band 6
- Band 7
- Leather Group 1 POA



BAR3
Bariatric Medium Full Back Steel Frame

- Band 1
- Band 2
- Band 3
- Band 4
- Band 5
- Band 6
- Band 7
- Leather Group 1 POA

TURN CONFERENCE, MEETING & CAFÉ

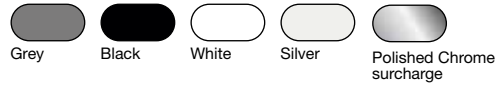


- All versions stackable.
- Mesh back options - Available in Black, Grey, Red or White.

Product Features



Frame Colours



<p>TUR1 Chair Plastic Seat and Back</p> <p>Band 1</p>	<p>TUR1SP Chair Upholstered Seat with Plastic Back</p> <p>Band 1</p> <p>Band 2</p> <p>Band 3</p> <p>Band 4</p> <p>Band 5</p> <p>Band 6</p> <p>Band 7</p>	<p>TUR1SBP Chair Upholstered Seat and Back</p> <p>Band 1</p> <p>Band 2</p> <p>Band 3</p> <p>Band 4</p> <p>Band 5</p> <p>Band 6</p> <p>Band 7</p>	<p>TURM1 Chair Mesh Back with Plastic Seat</p> <p>Band 1</p>	<p>TURM1SP Chair Mesh Back with Upholstered Seat</p> <p>Band 1</p> <p>Band 2</p> <p>Band 3</p> <p>Band 4</p> <p>Band 5</p> <p>Band 6</p> <p>Band 7</p>
<p>TURA Chair with Arms Plastic Seat and Back</p> <p>Band 1</p>	<p>TURASP Chair with Arms Upholstered Seat with Plastic Back</p> <p>Band 1</p> <p>Band 2</p> <p>Band 3</p> <p>Band 4</p> <p>Band 5</p> <p>Band 6</p> <p>Band 7</p>	<p>TURASBP Chair with Arms Upholstered Seat and Back</p> <p>Band 1</p> <p>Band 2</p> <p>Band 3</p> <p>Band 4</p> <p>Band 5</p> <p>Band 6</p> <p>Band 7</p>	<p>TURMA Chair with Arms Mesh Back with Plastic Seat</p> <p>Band 1</p>	<p>TURMASP Chair with Arms Mesh Back with Upholstered Seat</p> <p>Band 1</p> <p>Band 2</p> <p>Band 3</p> <p>Band 4</p> <p>Band 5</p> <p>Band 6</p> <p>Band 7</p>





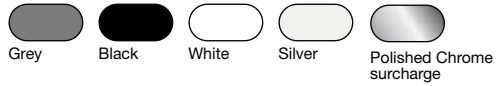
TURN MOBILE CONFERENCE, MEETING & CAFÉ

- All versions stackable.
- Mesh back options - Available in Black, Grey, Red or White.

Product Features



Frame Colours



TUR1W
Mobile Chair
Plastic Seat and Back

Band 1

TUR1SPW
Mobile Chair
Upholstered Seat
with Plastic Back

Band 1
Band 2
Band 3
Band 4
Band 5
Band 6
Band 7

TUR1SBPW
Mobile Chair
Upholstered Seat and Back

Band 1
Band 2
Band 3
Band 4
Band 5
Band 6
Band 7

TURM1W
Mobile Chair
Mesh Back with Plastic
Seat

Band 1

TURM1SPW
Mobile Chair
Mesh Back with
Upholstered Seat

Band 1
Band 2
Band 3
Band 4
Band 5
Band 6
Band 7

TURAW
Mobile Chair with Arms
Plastic Seat and Back

Band 1

TURASPW
Mobile Chair with Arms
Upholstered Seat
with Plastic Back

Band 1
Band 2
Band 3
Band 4
Band 5
Band 6
Band 7

TURASBPW
Mobile Chair with Arms
Upholstered Seat and Back

Band 1
Band 2
Band 3
Band 4
Band 5
Band 6
Band 7

TURMAW
Mobile Chair with Arms
Mesh Back with Plastic
Seat

Band 1

TURMASPW
Mobile Chair with Arms
Mesh Back with
Upholstered Seat


Band 1
Band 2
Band 3
Band 4
Band 5
Band 6
Band 7



Conference,
Meeting &
Café Seating

INTRODUCTION

SOFT SEATING, RECEPTION & BREAKOUT



Reception,
Breakout &
Soft Seating

KEY SOFT SEATING, RECEPTION & BREAKOUT



Selected items within this range are stackable. These items are identified within the product description.

For further information regarding stacking quantity - Please contact our Sales Department.



Items are available in a variety of fabrics. A number of products possess certain upholstery restrictions - these are therefore available in selected fabrics only and are identified within this brochure.

For further information regarding fabric suitability - Please contact our Sales Department.



Arms are available on designated product ranges as indicated within the relevant product thumbnails. Colour / Finish options are indicated on relevant product pages - where applicable.

For further information regarding Arm options - Please contact our Sales Department.



Feet are available on designated product ranges as indicated within the relevant product thumbnails. Colour / Finish options are indicated on relevant product pages - where applicable.

For further information regarding Feet options - Please contact our Sales Department.



Items include Reflex Foam Structure as standard.

Level 'S' tested to BS5459: Part 2: 2000.

Extreme Comfort.

Consistent Shape Retention.

Durability and long life.

Excellent Fire Retardant Properties.

We recommend that you request fabric samples prior to ordering.

Two tone upholstery is available on selected products.
Please contact our Sales Department for further information.

You can find dimensions for all products in the technical data section of this brochure.

Please Note: All images shown are for illustrative purposes.

Some aspects of certain products may differ.
Please contact our customer services department with any queries.

MONOKO

SOFT SEATING, RECEPTION & BREAKOUT



Monoko: For contemplation or collaboration

Designed with the needs of the modern mixed-use space in mind, our Monoko collection of single and dual chairs is stylish and comfortable in equal measure.

Available as either a single, or double seater, with frame in a natural or dark wood finish, plus bespoke choice of fabrics – from on-trend seventies’ inspired mustard to pared back charcoal grey – Monoko’s chic, Scandinavian style offers comfort to those seeking anything from contemplative quiet to a collaborative chat, whether in a workplace, home, or hospitality environment.

Wooden Base Colours



Product Features



MON1S
Single Seater
Arm Chair



MON2S
Two Seater
Arm Chair

- Band 1
- Band 2
- Band 3
- Band 4
- Band 5
- Band 6
- Band 7

- Band 1
- Band 2
- Band 3
- Band 4
- Band 5
- Band 6
- Band 7



Fabric: Kvadrat Melange Nap 461 and Kvadrat Fiord 201

5 Year
Guarantee

MONOKO

SOFT SEATING, RECEPTION & BREAKOUT



Reception,
Breakout &
Soft Seating

RELO

SOFT SEATING, RECEPTION & BREAKOUT

NEW
PRODUCT

5 Year
Guarantee



Reception,
Breakout &
Soft Seating



RELO SOFT SEATING, RECEPTION & BREAKOUT

Relo

Crafted with patience, Relo takes inspiration from the smooth forms found on beaches, oceans and seas, aiming to transport the calming characteristics of these habitats to the workspace furthermore echoing their nomadic nature. Available in a Static or Swivel base with either a Fully Upholstered or Tech PU Shroud.

Product Features



Base Colours



Black

Tech PU Shroud Options



Powder White



Simply Taupe



Charleston Grey



Babouche Yellow



Yearbridge Green



RELOST1
Upholstered Shroud
with Static Base

- Band 1
- Band 2
- Band 3
- Band 4
- Band 5
- Band 6
- Band 7



RELOST2
Tech PU Shroud
with Static Base

- Band 1
- Band 2
- Band 3
- Band 4
- Band 5
- Band 6
- Band 7



RELOSW1
Upholstered Shroud
with Swivel Base

- Band 1
- Band 2
- Band 3
- Band 4
- Band 5
- Band 6
- Band 7



RELOSW2
Tech PU Shroud
with Swivel Base

- Band 1
- Band 2
- Band 3
- Band 4
- Band 5
- Band 6
- Band 7



Reception,
Breakout &
Soft Seating

KLYRO HIGH BACK

RECEPTION, BREAKOUT & SOFT SEATING



Stylish, elegant and iconic. The Klyro Family is a fabulous new addition to the Gresham portfolio, forming an exciting selection of lounge and meeting chairs that between them offer an elegant and high-quality appearance, perfect for any environment. Klyro's crisp upholstery combines with several base options to form a versatile contemporary design ideal for both workplace and hospitality spaces. A family comprising of armchair, High wing back and Low back options, is complimented by both high and low back two-seat sofa models, all which share a strong family resemblance.

Product Features



Leg Colours



KLY1H8
1 Seater Lounge Chair
with Wooden Spindle Base

Band 1
Band 2
Band 3
Band 4
Band 5
Band 6
Band 7
Leather Group 1 POA



KLY1H1
1 Seater Lounge Chair
with Wooden 4 Leg Base

Band 1
Band 2
Band 3
Band 4
Band 5
Band 6
Band 7
Leather Group 1 POA



KLY1H4
1 Seater Lounge Chair
with Wooden Cradle Base

BBand 1
Band 2
Band 3
Band 4
Band 5
Band 6
Band 7
Leather Group 1 POA



KLY1H2
1 Seater Lounge Chair with
Wooden Pyramid Swivel Base

Band 1
Band 2
Band 3
Band 4
Band 5
Band 6
Band 7
Leather Group 1 POA



KLY1H7
1 Seater Lounge Chair
with Sled Base

Band 1
Band 2
Band 3
Band 4
Band 5
Band 6
Band 7
Leather Group 1 POA



KLY1H5
1 Seater Lounge Chair
with 4 Star Swivel Base

Band 1
Band 2
Band 3
Band 4
Band 5
Band 6
Band 7
Leather Group 1 POA



KLY1H3
1 Seater Lounge Chair
with 4 Leg Base

Band 1
Band 2
Band 3
Band 4
Band 5
Band 6
Band 7
Leather Group 1 POA



KLY2H4
2 Seater Lounge Chair
with Wooden Cradle Base

Band 1
Band 2
Band 3
Band 4
Band 5
Band 6
Band 7
Leather Group 1 POA



KLY2H2
2 Seater Lounge Chair
with Wooden Pyramid Base

Band 1
Band 2
Band 3
Band 4
Band 5
Band 6
Band 7
Leather Group 1 POA



KLY2H7
2 Seater Lounge Chair
with Sled Base

Band 1
Band 2
Band 3
Band 4
Band 5
Band 6
Band 7
Leather Group 1 POA



KLY2H3
2 Seater Lounge Chair
with 4 Leg Base


Band 1
Band 2
Band 3
Band 4
Band 5
Band 6
Band 7
Leather Group 1 POA

5 Year
Guarantee

NEW
PRODUCT

KLYRO HIGH BACK

RECEPTION, BREAKOUT & SOFT SEATING



Reception,
Breakout &
Soft Seating

KLYRO LOW BACK

RECEPTION, BREAKOUT & SOFT SEATING



Stylish, elegant and iconic. The Klyro Family is a fabulous new addition to the Gresham portfolio, forming an exciting selection of lounge and meeting chairs that between them offer an elegant and high-quality appearance, perfect for any environment. Klyro's crisp upholstery combines with several base options to form a versatile contemporary design ideal for both workplace and hospitality spaces. A family comprising of armchair, High wing back and Low back options, is complimented by both high and low back two-seat sofa models, all which share a strong family resemblance.

Product Features



Leg Colours



KLY1L8
1 Seater Lounge Chair
with Wooden Spindle Base

Band 1
Band 2
Band 3
Band 4
Band 5
Band 6
Band 7
Leather Group 1 POA



KLY1L1
1 Seater Lounge Chair
with Wooden 4 Leg Base

Band 1
Band 2
Band 3
Band 4
Band 5
Band 6
Band 7
Leather Group 1 POA



KLY1L4
1 Seater Lounge Chair
with Wooden Cradle Base

Band 1
Band 2
Band 3
Band 4
Band 5
Band 6
Band 7
Leather Group 1 POA



KLY1L2
1 Seater Lounge Chair with
Wooden Pyramid Swivel Base

Band 1
Band 2
Band 3
Band 4
Band 5
Band 6
Band 7
Leather Group 1 POA



KLY1L7
1 Seater Lounge Chair
with Sled Base

Band 1
Band 2
Band 3
Band 4
Band 5
Band 6
Band 7
Leather Group 1 POA



KLY1L5
1 Seater Lounge Chair
with 4 Star Swivel Base

Band 1
Band 2
Band 3
Band 4
Band 5
Band 6
Band 7
Leather Group 1 POA



KLY1L3
1 Seater Lounge Chair
with 4 Leg Base

Band 1
Band 2
Band 3
Band 4
Band 5
Band 6
Band 7
Leather Group 1 POA



KLY2L4
2 Seater Lounge Chair
with Wooden Cradle Base

Band 1
Band 2
Band 3
Band 4
Band 5
Band 6
Band 7
Leather Group 1 POA



KLY2L2
2 Seater Lounge Chair
with Wooden Pyramid Base

Band 1
Band 2
Band 3
Band 4
Band 5
Band 6
Band 7
Leather Group 1 POA



KLY2L7
2 Seater Lounge Chair
with Sled Base

Band 1
Band 2
Band 3
Band 4
Band 5
Band 6
Band 7
Leather Group 1 POA



KLY2L3
2 Seater Lounge Chair
with 4 Leg Base

Band 1
Band 2
Band 3
Band 4
Band 5
Band 6
Band 7
Leather Group 1 POA

Reception,
Breakout &
Soft Seating

5 Year
Guarantee

NEW
PRODUCT

KLYRO LOW BACK

RECEPTION, BREAKOUT & SOFT SEATING



Reception,
Breakout &
Soft Seating

KLYRO MEETING CHAIR

RECEPTION, BREAKOUT & SOFT SEATING



Stylish, elegant and iconic. The Klyro Family is a fabulous new addition to the Gresham portfolio, forming an exciting selection of lounge and meeting chairs that between them offer an elegant and high-quality appearance, perfect for any environment. Klyro's crisp upholstery combines with several base options to form a versatile contemporary design ideal for both workplace and hospitality spaces. A family comprising of armchair, High wing back and Low back options, is complimented by both high and low back two-seat sofa models, all which share a strong family resemblance.

Product Features



Leg Colours



KLY1AR8
Meeting Chair
with Wooden Spindle Base

Band 1
Band 2
Band 3
Band 4
Band 5
Band 6
Band 7
Leather Group 1 POA



KLY1AR1
Meeting Chair
with Wooden 4 Leg Base

Band 1
Band 2
Band 3
Band 4
Band 5
Band 6
Band 7
Leather Group 1 POA



KLY1AR7
Meeting Chair
with Sled Base

Band 1
Band 2
Band 3
Band 4
Band 5
Band 6
Band 7
Leather Group 1 POA



KLY1AR5
Meeting Chair
with 4 Leg Swivel Base

Band 1
Band 2
Band 3
Band 4
Band 5
Band 6
Band 7
Leather Group 1 POA



KLY1AR6
Meeting Chair
with Pyramid Swivel Base

Band 1
Band 2
Band 3
Band 4
Band 5
Band 6
Band 7
Leather Group 1 POA



KLYP1
Pouf with
4 Leg Base

Band 1
Band 2
Band 3
Band 4
Band 5
Band 6
Band 7
Leather Group 1 POA



KLYP5
Pouf with Metal
4 Leg Base

Band 1
Band 2
Band 3
Band 4
Band 5
Band 6
Band 7
Leather Group 1 POA



KLYP2
Pouf with Wooden
Pyramid Swivel Base

Band 1
Band 2
Band 3
Band 4
Band 5
Band 6
Band 7
Leather Group 1 POA

5 Year
Guarantee

NEW
PRODUCT

KLYRO MEETING CHAIR

RECEPTION, BREAKOUT & SOFT SEATING



Reception,
Breakout &
Soft Seating

STEPS SWIVEL BASE

SOFT SEATING, RECEPTION & BREAKOUT



The Steps Swivel Base chair is ideal for meeting rooms and foyers. It comes with an optional high, wing-backed headrest perfect for executive breakout spaces or reception areas where style is paramount.

Available in a variety of fabrics with the option of being finished with a contrasting wood surround which accentuates the sophistication of the model.

Product Features



Frame Colours



White Black

Show Wood Colours



Dark Walnut

Lacquer Colours



White Silver Grey

Subject to Surcharge, please contact our Sales Department for further information



STCS
Compact Swivel No Surround

Band 3
Band 4
Band 5
Band 6
Band 7



STCSAU
Compact Swivel Upholstered Surround

Band 3
Band 4
Band 5
Band 6
Band 7



STCSAW
Compact Swivel Show Wood Surround

Band 3
Band 4
Band 5
Band 6
Band 7



STLS
Lounge Swivel No Surround

Band 3
Band 4
Band 5
Band 6
Band 7



STLSAU
Lounge Swivel Upholstered Surround

Band 3
Band 4
Band 5
Band 6
Band 7



STLSAW
Lounge Swivel Show Wood Surround

Band 3
Band 4
Band 5
Band 6
Band 7



STLSAHU
Lounge Swivel Upholstered Surround/Headrest

Band 3
Band 4
Band 5
Band 6
Band 7



STLSAHW
Lounge Swivel Show Wood Surround/Headrest

Band 3
Band 4
Band 5
Band 6
Band 7

5 Year
Guarantee

STEPS SWIVEL BASE

SOFT SEATING, RECEPTION & BREAKOUT



Reception,
Breakout &
Soft Seating

STEPS SWIVEL WOOD CLAD BASE

SOFT SEATING, RECEPTION & BREAKOUT



The Steps Swivel Wood Clad Base chair is perfect for executive offices, finished with a contrasting wooden base which accentuates the sophistication of the model. It comes with an optional high, wing-backed headrest perfect for breakout spaces or reception areas where style is paramount.

Available in a variety of fabrics.

Product Features



Base Colours



Dark Walnut

Show Wood Colours



Dark Walnut



STCSB
Compact Swivel Wood Base
No Surround

Band 3
Band 4
Band 5
Band 6
Band 7



STCSAUB
Compact Swivel Wood Base
Upholstered Surround

Band 3
Band 4
Band 5
Band 6
Band 7



STCSAWB
Compact Swivel Wood Base
Show Wood Surround

Band 3
Band 4
Band 5
Band 6
Band 7



STLSB
Lounge Swivel Wood Base
No Surround

Band 3
Band 4
Band 5
Band 6
Band 7



STLSAUB
Lounge Swivel Wood Base
Upholstered Surround

Band 3
Band 4
Band 5
Band 6
Band 7



STLSAWB
Lounge Swivel Wood Base
Show Wood Surround

Band 3
Band 4
Band 5
Band 6
Band 7



STLSAHUB
Lounge Swivel Wood Base
Upholstered Surround/Headrest

Band 3
Band 4
Band 5
Band 6
Band 7



STLSAHWB
Lounge Swivel Wood Base
Show Wood Surround/Headrest

Band 3
Band 4
Band 5
Band 6
Band 7

5 Year
Guarantee

STEPS SWIVEL WOOD CLAD BASE SOFT SEATING, RECEPTION & BREAKOUT



Reception,
Breakout &
Soft Seating

STEPS SLED BASE

SOFT SEATING, RECEPTION & BREAKOUT



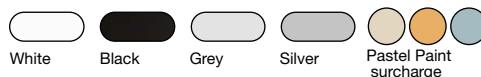
The Steps Sled Base chair is ideal for meeting rooms and foyers. It comes with an optional high, wing-backed headrest perfect for executive breakout spaces or reception areas where style is paramount.

Available in a variety of fabrics with the option of being finished with a contrasting wood surround which accentuates the sophistication of the model.

Product Features



Frame Colours

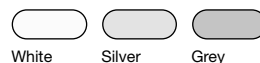


Show Wood Colours



Dark Walnut

Lacquer Colours



White Silver Grey

Subject to Surcharge, please contact our Sales Department for further information



STCB
Compact Sled No Surround

Band 3
Band 4
Band 5
Band 6
Band 7



STCBAU
Compact Sled Upholstered Surround

Band 3
Band 4
Band 5
Band 6
Band 7



STCBAW
Compact Sled Show Wood Surround

Band 3
Band 4
Band 5
Band 6
Band 7



STLB
Lounge Sled No Surround

Band 3
Band 4
Band 5
Band 6
Band 7



STLBAU
Lounge Sled Upholstered Surround

Band 3
Band 4
Band 5
Band 6
Band 7



STLBAW
Lounge Sled Show Wood Surround

Band 3
Band 4
Band 5
Band 6
Band 7



STLBAHU
Lounge Sled Upholstered Surround/Headrest

Band 3
Band 4
Band 5
Band 6
Band 7



STLBAHW
Lounge Sled Show Wood Surround/Headrest

Band 3
Band 4
Band 5
Band 6
Band 7

Reception, Breakout & Soft Seating

5 Year
Guarantee

STEPS SLED BASE

SOFT SEATING, RECEPTION & BREAKOUT



Reception,
Breakout &
Soft Seating

STEPS 4 STAR BASE

SOFT SEATING, RECEPTION & BREAKOUT



Adding to the Steps family of contemporary lounge seating, we have introduced stylish Aluminium die-cast pyramid bases that mirror the clean, sweeping lines of the upholstery whilst reducing both the physical and visual weight of the chairs.

Available in a variety of fabrics with the option of being finished in a contrasting wood surround which accentuates the sophistication of the model.

Product Features



Frame Colours

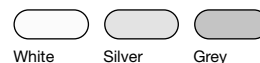


Show Wood Colours



Dark Walnut

Lacquer Colours



White Silver Grey

Subject to Surcharge, please contact our Sales Department for further information



STCDG
Compact 4 Star No Surround

Band 3
Band 4
Band 5
Band 6
Band 7



STCDGAU
Compact 4 Star Upholstered Surround

Band 3
Band 4
Band 5
Band 6
Band 7



STCDGAW
Compact 4 Star Show Wood Surround

Band 3
Band 4
Band 5
Band 6
Band 7



STLDG
Lounge 4 Star No Surround

Band 3
Band 4
Band 5
Band 6
Band 7



STLDGAU
Lounge 4 Star Upholstered Surround

Band 3
Band 4
Band 5
Band 6
Band 7



STLDGAW
Lounge 4 Star Show Wood Surround

Band 3
Band 4
Band 5
Band 6
Band 7



STLDGAHU
Lounge 4 Star Upholstered Surround/Headrest

Band 3
Band 4
Band 5
Band 6
Band 7



STLDGAHW
Lounge 4 Star Show Wood Surround/Headrest

Band 3
Band 4
Band 5
Band 6
Band 7

Reception,
Breakout &
Soft Seating

5 Year
Guarantee

STEPS 4 STAR BASE SOFT SEATING, RECEPTION & BREAKOUT



Reception,
Breakout &
Soft Seating

STEPS CASTOR BASE

SOFT SEATING, RECEPTION & BREAKOUT



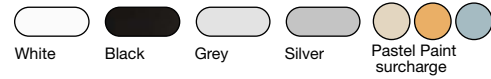
Adding to the Steps family of contemporary lounge seating, we have introduced stylish Aluminium die-cast pyramid bases that mirror the clean, sweeping lines of the upholstery whilst reducing both the physical and visual weight of the chairs.

Available in a variety of fabrics with the option of being finished in a contrasting wood surround which accentuates the sophistication of the model.

Product Features



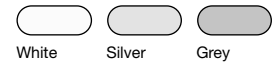
Frame Colours



Show Wood Colours



Lacquer Colours



Subject to Surcharge, please contact our Sales Department for further information



STCDM
Compact Castor No Surround

- Band 3
- Band 4
- Band 5
- Band 6
- Band 7



STCDMAU
Compact Castor Upholstered Surround

- Band 3
- Band 4
- Band 5
- Band 6
- Band 7



STCDMAW
Compact Castor Show Wood Surround

- Band 3
- Band 4
- Band 5
- Band 6
- Band 7

5 Year
Guarantee

STEPS CASTOR BASE

SOFT SEATING, RECEPTION & BREAKOUT



Reception,
Breakout &
Soft Seating

Kvadrat Remix 2 0123 (Band 4) Inner and Kvadrat Remix 2 0433 (Band 4) Outer with Black Castor Base

HECTA

SOFT SEATING, RECEPTION & BREAKOUT




This classically designed chair is both timeless and elegant. Its moulded seat shell and tailored upholstery provide a feeling of luxury and comfort.

The high-back wing chair also offers a sense of tranquillity due to it's acoustic properties and as such is perfect for breakout areas, lounges and busy spaces where an oasis of peace is desired.

The Hecta is available with three styles of base with either one-tone or two-tone upholstery which has comfort as well as a look which is contemporary as well as timeless and elegant.

Metal Base Colours



Wooden Base Colours



Product Features



Please Note

Available in selected fabrics only - Please contact our Sales Department for further information.



HECW
Upholstered Arm Chair
with 4 Leg Wooden Base

- Band 1
- Band 2
- Band 3
- Band 4
- Band 5
- Band 6
- Band 7



HECS
Upholstered Arm Chair
with 4 Star Base

- Band 1
- Band 2
- Band 3
- Band 4
- Band 5
- Band 6
- Band 7



HECP
Upholstered Arm Chair
with Pyramid Wooden Base

- Band 1
- Band 2
- Band 3
- Band 4
- Band 5
- Band 6
- Band 7



Hecta: Camira Blazer Silverdale with Pyramid Wooden Base. Kulture: Capaldi Seat Unit Kvadrat Canvas 2 0114 & 0614



HECTA

SOFT SEATING, RECEPTION & BREAKOUT



Reception,
Breakout &
Soft Seating

Hecta: Camira Blazer Eynesbury CUZ2W with 4 Star Base

LITTLE HECTA

SOFT SEATING, RECEPTION & BREAKOUT



Little Hecta joins the Gresham portfolio as a complementary side chair with strong ties to its sister product Hecta. A classic silhouette combined with detailed upholstery helps this versatile range provide a playful blend of luxury and comfort. Little Hecta is available with four styles of base and a choice of one or two-tone upholstery making it appropriate for specification through various applications in both hospitality and office environments.

- Moulded Foam Construction
- Fully Upholstered
- Steel Swivel Pedestal Base Options
- Wood Base Options
- Decorative Railroad Stitch Detail to Perimeter Seam
- Single or Two-tone Upholstery

Product Features



Metal Base Colours



Wooden Base Colours



HECWCH
Meeting Chair with
Wooden 4 Leg Base

Band 1
Band 2
Band 3
Band 4
Band 5
Band 6
Band 7
Leather Group 1 POA



HECPCH
Meeting Chair with
Wooden Pyramid Base

Band 1
Band 2
Band 3
Band 4
Band 5
Band 6
Band 7
Leather Group 1 POA



HECSCH
Meeting Chair with
Metal 4 Star Base

Band 1
Band 2
Band 3
Band 4
Band 5
Band 6
Band 7
Leather Group 1 POA



HECKCH
Meeting Chair with
Metal Pyramid Base

Band 1
Band 2
Band 3
Band 4
Band 5
Band 6
Band 7
Leather Group 1 POA




5 Year
Guarantee

NEW
PRODUCT

LITTLE HECTA

SOFT SEATING, RECEPTION & BREAKOUT



Reception,
Breakout &
Soft Seating

MASCA

SOFT SEATING, RECEPTION & BREAKOUT



Masca is a contemporary lounge chair family offered in high and medium back options, with either a polished 4-star base or wooden four legged frame.

This style is ideal for receptions, waiting or lounge areas where comfort and panache are paramount.

Metal Base Colours



Polished

Wooden Base Colours



Natural






Dark Walnut






Product Features



Please Note

Available in selected fabrics only - Please contact our Sales Department for further information.

				
MASC11 Medium Back 4 Star Base (with Glides)	MASC12 Medium Back 4 Star Castor Base (with Castors)	MASC13 Medium Back Pyramid Base	MASC14 Medium Back Pyramid Base (with Castors)	MASC4 Medium Back Wooden Frame
Band 4 Band 5 Band 6 Band 7 Leather Group 1 POA	Band 4 Band 5 Band 6 Band 7 Leather Group 1 POA	Band 4 Band 5 Band 6 Band 7 Leather Group 1 POA	Band 4 Band 5 Band 6 Band 7 Leather Group 1 POA	Band 4 Band 5 Band 6 Band 7 Leather Group 1 POA


				
MASC21 High Back 4 Star Base (with Glides)	MASC22 High Back 4 Star Castor Base (with Castors)	MASC23 High Back Pyramid Base (with Glides)	MASC24 High Back Pyramid Base (with Castors)	MASC2 High Back Wooden Frame
Band 4 Band 5 Band 6 Band 7 Leather Group 1 POA	Band 4 Band 5 Band 6 Band 7 Leather Group 1 POA	Band 4 Band 5 Band 6 Band 7 Leather Group 1 POA	Band 4 Band 5 Band 6 Band 7 Leather Group 1 POA	Band 4 Band 5 Band 6 Band 7 Leather Group 1 POA

Reception,
Breakout &
Soft Seating

5 Year
Guarantee

MASCA

SOFT SEATING, RECEPTION & BREAKOUT



Camira Blazer Newport CUZ1L (Band 4) Outer and Camira Advantage Mineral AD010 (Band 1) Inner with Natural Wooden Legs

Reception,
Breakout &
Soft Seating

BETSY

SOFT SEATING, RECEPTION & BREAKOUT

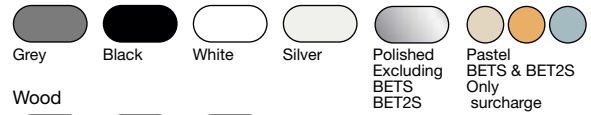


Betsy has been designed as a contemporary tub lounge chair collection with sweeping curves and a selection of stylish frames. Available in single and two seat variants, the Betsy family can be used throughout corporate environments where comfort and light-weight visual style is key.

- Available in Two-tone fabric and a choice of bases.
- Generous seat & back for added comfort.
- Four star bases fitted with gas lift mechanism, raising the chair from reception to work/dining height.
- Matching tables available.

Frame Finishes

Metal



Wood



Product Features



Please Note

Band 1 and Band 2 are available as selected fabrics only - Please contact our Sales Department for further information.



BET2S
Two Seat Sofa Skid Frame



BET2Z
Two Seat Sofa Wooden Frame

- Band 1
- Band 2
- Band 3
- Band 4
- Band 5
- Band 6
- Band 7

- Band 1
- Band 2
- Band 3
- Band 4
- Band 5
- Band 6
- Band 7



Camira Rivet Crucibal EGL24 (Band 1) Inner and Svensson Accessoire Bok (Band 6) Outer with Black Skid Frame

BETSY

SOFT SEATING, RECEPTION & BREAKOUT



BETS
Skid Frame

Band 1
 Band 2
 Band 3
 Band 4
 Band 5
 Band 6
 Band 7
 Leather Group 1 POA



BET4
Four Star Base
(With Glides)
R / T

Band 1
 Band 2
 Band 3
 Band 4
 Band 5
 Band 6
 Band 7
 Leather Group 1 POA



BET4W
Four Star Base
(With Castors)
T

Band 1
 Band 2
 Band 3
 Band 4
 Band 5
 Band 6
 Band 7
 Leather Group 1 POA



BETP
Pyramid Base
(With Glides)
R

Band 1
 Band 2
 Band 3
 Band 4
 Band 5
 Band 6
 Band 7
 Leather Group 1 POA



BETPW
Pyramid Base
(With Castors)
R

Band 1
 Band 2
 Band 3
 Band 4
 Band 5
 Band 6
 Band 7
 Leather Group 1 POA



BETZ
Wooden Frame

Band 1
 Band 2
 Band 3
 Band 4
 Band 5
 Band 6
 Band 7
 Leather Group 1 POA

R. Optional Auto Return Column available.
(Suffix code with R. Example: BET4R)
Surcharge.....

T. Optional Tilt Mechanism available.
(Suffix code with T. Example: BET4T)
Surcharge.....



From L/R Camira Rivet Spark EGL10 (Band 1) Inner and Svensson Accessoire Riff (Band 6) Outer with White Pyramid Base
 Camira Rivet Crucibal EGL24 (Band 1) Inner and Svensson Accessoire Bok (Band 6) Outer with Black Skid Frame with White Pyramid Base

ADORE

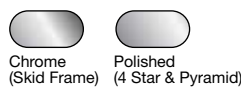
SOFT SEATING, RECEPTION & BREAKOUT



As the name suggests, you'll just love this family of contemporary lounge chairs with matching stool.

- The concave form of its shell holds you in place for a relaxing sit.
- Choice of widths and frame options.
- Easy to specify throughout your working landscape.

Frame Colours



Product Features



Please Note

Available in selected fabrics only - Please contact our Sales Department for further information.



AD1
Low Skid Frame with Headrest

Band 1
 Band 2
 Band 3
 Band 4
 Band 5
 Band 6
 Band 7
 Leather Group 1 POA



AD2
Low Skid Frame

Band 1
 Band 2
 Band 3
 Band 4
 Band 5
 Band 6
 Band 7
 Leather Group 1 POA



AD3
Skid Frame Stool
760mm Seat Height

Band 1
 Band 2
 Band 3
 Band 4
 Band 5
 Band 6
 Band 7
 Leather Group 1 POA



AD5
Skid Frame

Band 1
 Band 2
 Band 3
 Band 4
 Band 5
 Band 6
 Band 7
 Leather Group 1 POA



AD11
4 Star Base
(with Glides)

Band 1
 Band 2
 Band 3
 Band 4
 Band 5
 Band 6
 Band 7
 Leather Group 1 POA



AD12
4 Star Base
(with Castors)

Band 1
 Band 2
 Band 3
 Band 4
 Band 5
 Band 6
 Band 7
 Leather Group 1 POA



AD13
Pyramid Base
(with Glides)

Band 1
 Band 2
 Band 3
 Band 4
 Band 5
 Band 6
 Band 7
 Leather Group 1 POA



AD14
Pyramid Base
(with Castors)

Band 1
 Band 2
 Band 3
 Band 4
 Band 5
 Band 6
 Band 7
 Leather Group 1 POA

Reception,
Breakout &
Soft Seating

5 Year
Guarantee

ADORE

SOFT SEATING, RECEPTION & BREAKOUT



Camira Synergy Compose LDS72 (Band 3) with Chrome Pyramid Base

Reception,
Breakout &
Soft Seating

MOTILE

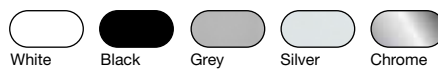
SOFT SEATING, RECEPTION & BREAKOUT



These compact lounge chairs are noted for their modern stylish appearance.

- Panelled form upholstery for added style.
- Offered in a number of frame options.

Base Colours



Product Features



Please Note

Available in selected fabrics only -
Please contact our Sales Department for further information.



MOTSF
Skid Frame

- Band 1
- Band 2
- Band 3
- Band 4
- Band 5
- Band 6
- Band 7
- Leather Group 1 POA



MOT4BR
4 Star Base with Glides
and Auto Return

- Band 1
- Band 2
- Band 3
- Band 4
- Band 5
- Band 6
- Band 7
- Leather Group 1 POA



Camira Synergy Affinity LDS74 (Band 3) Inner and Camira Rivet Forge EGL12 (Band 1) Outer with White Skid Frame

The LG30 Classic lounge chair offers the ultimate in style and comfort for waiting rooms, reception areas, hospitality and modern workspaces. With lacquered wooden legs and a durable upholstered shell in a range of fabric options, this soft seating option is a fresh alternative to conventional lounge or reception seating. The simple, clean silhouette of the LG30 Classic chair suits virtually any interior for a modern, updated look.

Product Features



Wood Colours



Ash



LG30AT
4 Leg Wooden Base
Tapered Leg

- Band 1
- Band 2
- Band 3
- Band 4
- Band 5
- Band 6
- Band 7



LG30HA
4 Leg Wooden Base
Tapered Leg

- Band 1
- Band 2
- Band 3
- Band 4
- Band 5
- Band 6
- Band 7



LG30ST
4 Leg Wooden Base
Tapered Leg

- Band 1
- Band 2
- Band 3
- Band 4
- Band 5
- Band 6
- Band 7



Gabriel Crisp 04432 Back and 04411 Seat (Band 4) (Red) Gabriel Crisp 04741 (Band 4) (Blue)

BETIBO

CONFERENCE, MEETING & CAFÉ SEATING



Gresham's new Betibo family of chairs. Designed for high-volume use, the Betibo family is perfect for use in conference rooms, cafes, or university meeting rooms where you have large groups of people to accommodate. Available as a standard-sized chair with or without arms, your guests will enjoy ultimate comfort during their visit. The Betibo family also includes a stool option that pairs perfectly with high tables such as our Deck, GD10 or GD1 Poseur brands to create a functional yet stylish work area. Alternatively, the stool will complement your breakfast bar or standing tables to create a relaxed environment for any hospitality area. Available in a variety of fabrics, our Betibo family of chairs will fit into your design scheme perfectly.

Product Features



Wooden Base Colours



TIB1
Chair with Wooden Legs

Band 1	
Band 2	
Band 3	
Band 4	
Band 5	
Band 6	
Band 7	
Leather Group 1	POA



TIB1A
Chair with Wooden Legs & Arm

Band 1	
Band 2	
Band 3	
Band 4	
Band 5	
Band 6	
Band 7	
Leather Group 1	POA



TIB2
Stool with Wooden Legs

Band 1	
Band 2	
Band 3	
Band 4	
Band 5	
Band 6	
Band 7	
Leather Group 1	POA



Reception,
Breakout &
Soft Seating

5 Year Guarantee

SOFT SEATING, RECEPTION & BREAKOUT **LG10**

The LG10 combines a number of tactile materials to create a striking furniture piece. Its generously padded upholstery provides ultimate style and comfort. The innovative design incorporates a plastic frame which is available in both black and white. Combined with beech arms and exposed fixing details, this product is truly unique. LG10 was designed to suit a variety of interior spaces and to provide maximum visual impact.

Product Features



Frame Colours



White

Wood Arm Colours



Beech

Additional Information

Available in a variety of fabrics.



LG10A
1 Seater



LG10B
2 Seater

- Band 1
- Band 2
- Band 3
- Band 4
- Band 5
- Band 6
- Band 7

- Band 1
- Band 2
- Band 3
- Band 4
- Band 5
- Band 6
- Band 7



Panaz Linear 919 Zinc (Band 3)

Reception, Breakout & Soft Seating

OPSO

CONFERENCE, MEETING & CAFÉ SEATING



Opso
Designed by Richard Jones

Introducing Opso, a brand new, innovative soft seating bench designed by Richard Jones. Renowned for his pared back, understated creations. This inverted triangular bench is visually eye-catching and will create a lasting impression; and with the accompanying table, it can be arranged into a myriad of configurations to suit any environment. Available in single or two tone fabrics with oak Texwood legs, the Opso offers an oasis of comfort within the workplace.

Product Features



Frame Colours



Oak
Texwood

Additional Information

Available in a variety of fabrics.




OP14BENSEAT
Upholstered Bench

- Band 1
- Band 2
- Band 3
- Band 4
- Band 5
- Band 6
- Band 7



Code	Description	Band 1	Band 2	Band 3	Band 4	Band 5	Band 6	Band 7
OP3WAYTAB	3 Way Linking Table							
OP4WAYTAB	4 Way Linking Table							



Reception,
Breakout &
Soft Seating

Opso Bench in AGUA Mystique Titan Midnight and AGUA Finezza Collection Ebony

5 Year
Guarantee

NEW
PRODUCT

OPSO

SOFT SEATING, RECEPTION & BREAKOUT



Reception,
Breakout &
Soft Seating

Opso Bench in AGUA Mystique Titan Midnight and AGUA Finezza Collection Ebony

GALLEN

SOFT SEATING, RECEPTION & BREAKOUT



A mix of comfort and style, Gallen combines a more traditional buttoned back cushion with a modern, contemporary shape.

- Large seat cushions for increased comfort.
- Tapered wooden legs.
- Mono seat and back cushions.
- Button detailing as standard.
- Available with optional fitted service modules
- Each module contains 1x UK power outlet and 1x twin USB fast charge outlet. Supplied with 3m lead to UK plug.
- Suffix code with 'P' to specify sofa with service module.

Leg Colours

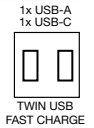


Product Features



Optional Extras

- 2 & 3 Seater Service Module surcharge
- 1 Seater Service Module surcharge



GAL1H
1 Seater High Back

- Band 1
- Band 2
- Band 3
- Band 4
- Band 5
- Band 6
- Band 7



GAL2H
2 Seater High Back

- Band 1
- Band 2
- Band 3
- Band 4
- Band 5
- Band 6
- Band 7



GAL3H
3 Seater High Back

- Band 1
- Band 2
- Band 3
- Band 4
- Band 5
- Band 6
- Band 7



Camira Synergy Kindness LDS51 (Band 3) Sofa and Armchair with Camira Synergy Quilt Channel Serendipity QSC08 (Band 7) High Back with Black Wood Feet



GALLEN SOFT SEATING, RECEPTION & BREAKOUT



GAL1
1 Seater With Arms

- Band 1
- Band 2
- Band 3
- Band 4
- Band 5
- Band 6
- Band 7
- Leather Group 1



GAL2
2 Seater With Arms

- Band 1
- Band 2
- Band 3
- Band 4
- Band 5
- Band 6
- Band 7
- Leather Group 1



GAL3
3 Seater With Arms

- Band 1
- Band 2
- Band 3
- Band 4
- Band 5
- Band 6
- Band 7
- Leather Group 1



GALC
Corner Unit

- Band 1
- Band 2
- Band 3
- Band 4
- Band 5
- Band 6
- Band 7
- Leather Group 1



Camira Synergy Guild LDS63 (Band 3) Armchair with Natural Wood Feet

GALLEN

SOFT SEATING, RECEPTION & BREAKOUT



GAL1R
1 Seater with R/Hand Arm

- Band 1
- Band 2
- Band 3
- Band 4
- Band 5
- Band 6
- Band 7
- Leather Group 1



GAL1L
1 Seater with L/Hand Arm

- Band 1
- Band 2
- Band 3
- Band 4
- Band 5
- Band 6
- Band 7
- Leather Group 1



GAL1X
1 Seater without Arms

- Band 1
- Band 2
- Band 3
- Band 4
- Band 5
- Band 6
- Band 7
- Leather Group 1



GAL2R
2 Seater with R/Hand Arm

- Band 1
- Band 2
- Band 3
- Band 4
- Band 5
- Band 6
- Band 7
- Leather Group 1



GAL2L
2 Seater with L/Hand Arm

- Band 1
- Band 2
- Band 3
- Band 4
- Band 5
- Band 6
- Band 7
- Leather Group 1



GAL2X
2 Seater without Arms

- Band 1
- Band 2
- Band 3
- Band 4
- Band 5
- Band 6
- Band 7
- Leather Group 1



Camira Blazer Silcoates CUZ30 (Band 4) Sofa & Cushion and Camira Xtreme Solano YS072 (Band 1) Cushion (Optional service modules shown)

Reception, Breakout & Soft Seating



GALLEN SOFT SEATING, RECEPTION & BREAKOUT



GAL3R
3 Seater with R/Hand Arm

Band 1
Band 2
Band 3
Band 4
Band 5
Band 6
Band 7
Leather Group 1



GAL3L
3 Seater with L/Hand Arm

Band 1
Band 2
Band 3
Band 4
Band 5
Band 6
Band 7
Leather Group 1



GAL3X
3 Seater without Arms

Band 1
Band 2
Band 3
Band 4
Band 5
Band 6
Band 7
Leather Group 1



Reception,
Breakout &
Soft Seating

Sofa & Button details Steel 911 Allure & Cushions Compose LDS72 Seat Cushions Compose LDS72

ALVIER WOODEN LEG

SOFT SEATING, RECEPTION & BREAKOUT



This elegant seating collection comprises of a single and two seat sofa with bench options.

- Solid wood frame construction.
- Accompanying coffee tables, available in a variety of top finishes.
- Perfect collection for breakout, reception, hotel lobby or executive office environments.

Frame Colours



Product Features



NS1BW
1 Seater
with Arms

Band 1
Band 2
Band 3
Band 4
Band 5
Band 6
Band 7
Leather Group 1 POA



NS2BW
2 Seater
with Arms

Band 1
Band 2
Band 3
Band 4
Band 5
Band 6
Band 7
Leather Group 1 POA



NS1HW
1 Seater Fixed Back Cushion
with Arms

Band 1
Band 2
Band 3
Band 4
Band 5
Band 6
Band 7
Leather Group 1 POA



NS2HW
2 Seater Fixed Back Cushions
with Arms

Band 1
Band 2
Band 3
Band 4
Band 5
Band 6
Band 7
Leather Group 1 POA



NS2PBW
2 Seater

Band 1
Band 2
Band 3
Band 4
Band 5
Band 6
Band 7
Leather Group 1 POA



NS2PHW
2 Seater with Fixed Back
Cushions

Band 1
Band 2
Band 3
Band 4
Band 5
Band 6
Band 7
Leather Group 1 POA



NS1W
Small Bench

Band 1
Band 2
Band 3
Band 4
Band 5
Band 6
Band 7
Leather Group 1 POA



NS2W
2 Seater Large Bench

Band 1
Band 2
Band 3
Band 4
Band 5
Band 6
Band 7
Leather Group 1 POA



NST069W
Table
980W x 680D x 275H

Group Z



NSCP
Loose Plain Cushion

Band 1
Band 2
Band 3
Band 4
Band 5
Band 6
Band 7
Leather Group 1 POA



NSCB
Loose Piped and
Buttoned Cushion

Band 1
Band 2
Band 3
Band 4
Band 5
Band 6
Band 7
Leather Group 1 POA

Reception,
Breakout &
Soft Seating

5 Year
Guarantee

ALVIER WOODEN LEG SOFT SEATING, RECEPTION & BREAKOUT



Reception,
Breakout &
Soft Seating

Kvadrat Steelcut Trio 3 0466 (Band 7) Outer and Kvadrat Steelcut Trio 3 0176 (Band 7) Inner

ALVIER SLED LEG

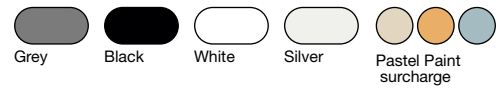
SOFT SEATING, RECEPTION & BREAKOUT



This elegant seating collection comprises of a single and two seat sofa with bench options.

- Stylish steel sled frame construction.
- Accompanying coffee tables, available in a variety of top finishes.
- Perfect collection for breakout, reception, hotel lobby or executive office environments.

Frame Colours



Product Features



NS1BS
1 Seater
with Arms

Band 1
Band 2
Band 3
Band 4
Band 5
Band 6
Band 7
Leather Group 1 POA



NS2BS
2 Seater
with Arms

Band 1
Band 2
Band 3
Band 4
Band 5
Band 6
Band 7
Leather Group 1 POA



NS1HS
1 Seater Fixed Back Cushion
with Arms

Band 1
Band 2
Band 3
Band 4
Band 5
Band 6
Band 7
Leather Group 1 POA



NS2HS
2 Seater Fixed Back Cushions
with Arms

Band 1
Band 2
Band 3
Band 4
Band 5
Band 6
Band 7
Leather Group 1 POA



NS2PBS
2 Seater

Band 1
Band 2
Band 3
Band 4
Band 5
Band 6
Band 7
Leather Group 1 POA



NS2PHS
2 Seater with Fixed Back
Cushions

Band 1
Band 2
Band 3
Band 4
Band 5
Band 6
Band 7
Leather Group 1 POA



NS1S
Small Bench

Band 1
Band 2
Band 3
Band 4
Band 5
Band 6
Band 7
Leather Group 1 POA



NS2S
2 Seater Large Bench

Band 1
Band 2
Band 3
Band 4
Band 5
Band 6
Band 7
Leather Group 1 POA



NST069S
Table
980W x 680D x 275H
Group Z



NSCP
Loose Plain Cushion

Band 1
Band 2
Band 3
Band 4
Band 5
Band 6
Band 7
Leather Group 1 POA




NSCB
Loose Piped and
Buttoned Cushion

Band 1
Band 2
Band 3
Band 4
Band 5
Band 6
Band 7
Leather Group 1 POA

Reception,
Breakout &
Soft Seating

5 Year
Guarantee

ALVIER SLED LEG SOFT SEATING, RECEPTION & BREAKOUT



Reception,
Breakout &
Soft Seating

Camira X2 Number AK020 (Band 1) Outer and Camira X2 Maths AK007 (Band 1) Cushion with White Sled Leg

ALVIER TUBE LEG

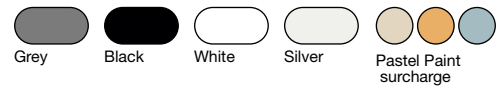
SOFT SEATING, RECEPTION & BREAKOUT



This elegant seating collection comprises of a single and two seat sofa with bench options.

- Modern steel tube frame construction.
- Accompanying coffee tables, available in a variety of top finishes.
- Perfect collection for breakout, reception, hotel lobby or executive office environments.

Frame Colours



Product Features



NS1BM
1 Seater
with Arms

Band 1
Band 2
Band 3
Band 4
Band 5
Band 6
Band 7
Leather Group 1.....POA



NS2BM
2 Seater
with Arms

Band 1
Band 2
Band 3
Band 4
Band 5
Band 6
Band 7
Leather Group 1.....POA



NS1HM
1 Seater Fixed Back Cushion
with Arms

Band 1
Band 2
Band 3
Band 4
Band 5
Band 6
Band 7
Leather Group 1.....POA



NS2HM
2 Seater Fixed Back Cushions
with Arms

Band 1
Band 2
Band 3
Band 4
Band 5
Band 6
Band 7
Leather Group 1.....POA



NS2PBM
2 Seater

Band 1
Band 2
Band 3
Band 4
Band 5
Band 6
Band 7
Leather Group 1.....POA



NS2PHM
2 Seater with Fixed Back
Cushions

Band 1
Band 2
Band 3
Band 4
Band 5
Band 6
Band 7
Leather Group 1.....POA



NS1M
Small Bench

Band 1
Band 2
Band 3
Band 4
Band 5
Band 6
Band 7
Leather Group 1.....POA



NS2M
2 Seater Large Bench

Band 1
Band 2
Band 3
Band 4
Band 5
Band 6
Band 7
Leather Group 1.....POA



NST069M
Table

980w x 680d x 275h
Group Z



NSCP
Loose Plain Cushion

Band 1
Band 2
Band 3
Band 4
Band 5
Band 6
Band 7
Leather Group 1.....POA



NSCB
Loose Piped and Button
Cushion

Band 1
Band 2
Band 3
Band 4
Band 5
Band 6
Band 7
Leather Group 1.....POA

5 Year
Guarantee

ALVIER TUBE LEG SOFT SEATING, RECEPTION & BREAKOUT



Gabriel Atlantic 65075 (Band 3) with Silver Tube Legs

Reception,
Breakout &
Soft Seating

IZZHEY

SOFT SEATING, RECEPTION & BREAKOUT



Redefining traditional high, winged back reading chairs, Izzhey offers an inviting retreat for those seeking personal space. This armchair and sofa family is ideal for informal, discreet meetings or individual relaxation. Available with two back heights, in single and twin seat options that satisfies simple privacy requirements in open plan areas.



Product Features



Please Note

Available in selected fabrics only - Please contact our Sales Department for further information.



IZH1
High Back Cut Out Arm 1 Seater

Band 4
 Band 5
 Band 6
 Band 7
 Leather Group 1 POA



IZH2
High Back Cut Out Arm 2 Seater

Band 4
 Band 5
 Band 6
 Band 7
 Leather Group 1 POA



IZLO1
Low Back Cut Out Arm 1 Seater

Band 4
 Band 5
 Band 6
 Band 7
 Leather Group 1 POA



IZLO2
Low Back Cut Out Arm 2 Seater

Band 4
 Band 5
 Band 6
 Band 7
 Leather Group 1 POA



IZH1FA
High Back Full Arm 1 Seater

Band 4
 Band 5
 Band 6
 Band 7
 Leather Group 1 POA



IZH2FA
High Back Full Arm 2 Seater

Band 4
 Band 5
 Band 6
 Band 7
 Leather Group 1 POA



IZLO1FA
Low Back Full Arm 1 Seater

Band 4
 Band 5
 Band 6
 Band 7
 Leather Group 1 POA



IZLO2FA
Low Back Full Arm 2 Seater

Band 4
 Band 5
 Band 6
 Band 7
 Leather Group 1 POA

Reception,
Breakout &
Soft Seating

5 Year
Guarantee

IZZEY

SOFT SEATING, RECEPTION & BREAKOUT



Reception,
Breakout &
Soft Seating

Camira X2 Number AK020 (Band 1) with Natural Wooden Legs

IZZHEY LITE

SOFT SEATING, RECEPTION & BREAKOUT



Izhey Lite is a playfully stylish chair that coordinates with the rest of this winged backed range. Where other family members create enclosed, personal space, 'Lite' encourages users to interact with the world around them. This compact tub chair is designed for relaxed, informal gatherings where small clusters can be arranged together. Perfect for contemporary socialising.

Product Features



Please Note

Available in selected fabrics only - Please contact our Sales Department for further information.



IZLT
Static

Band 3
Band 4
Band 5
Band 6
Band 7
Leather Group 1 POA



IZLTS
Swivel

Band 3
Band 4
Band 5
Band 6
Band 7
Leather Group 1 POA




IZLTW
Mobile

Band 3
Band 4
Band 5
Band 6
Band 7
Leather Group 1 POA

5 Year
Guarantee

IZZHEY LITE

SOFT SEATING, RECEPTION & BREAKOUT



Reception,
Breakout &
Soft Seating

From L/R Gabriel Crisp 04211 (Band 4) and Gabriel Crisp 04751 (Band 4) Inner and Gabriel Crisp 04601 (Band 4) Outer with Swivel Base

TIROS

SOFT SEATING, RECEPTION & BREAKOUT



The perfect balance of form and function, our Tiros seating collection combines comfort with practicality. A cushioned back and base is complemented by the useful addition of an in-built table, just the right size for a laptop and a cup of coffee. Boasting a statement metal frame, which encases the cocoon-style seat within, the design - available in 4 variations: a high or low back single-seater and a high or low back two-seater - offering a chic solution for hospitality and workplace settings. The Tiros range is available with a Black, White, Grey or Silver Frame, and upholstered in a singular or two-tone fabric.

*Cushions included in the price

Product Features



Frame Colours



Optional Extra

Writing Tablet.....



TIR1LB
1 Seater Low Back
with Cushions

- Band 1
- Band 2
- Band 3
- Band 4
- Band 5
- Band 6
- Band 7



TIR1HB
1 Seater High Back
with Cushions

- Band 1
- Band 2
- Band 3
- Band 4
- Band 5
- Band 6
- Band 7



TIR2LB
2 Seater Low Back
with Cushions

- Band 1
- Band 2
- Band 3
- Band 4
- Band 5
- Band 6
- Band 7



TIR2HB
2 Seater High Back
with Cushions

- Band 1
- Band 2
- Band 3
- Band 4
- Band 5
- Band 6
- Band 7



Reception,
Breakout &
Soft Seating

5 Year
Guarantee

NEW
PRODUCT

TIROS

SOFT SEATING, RECEPTION & BREAKOUT



Reception,
Breakout &
Soft Seating

OSANA BENCH

SOFT SEATING, RECEPTION & BREAKOUT



A modern twist on classic aesthetics, our Osana Bench was created for collaboration. Equally, with some tweaks to its configuration, space can be made for solo work, relaxation or contemplation. Thanks to a sleek, understated design, Osana works well in workplace, residential and hospitality settings due to its ability to seamlessly complement its surroundings. Choose from either a Natural Oak or Dark Walnut finish for the frame, dialling up, or paring back on the statement.

Product Features



Frame Colours



Natural Ash



Dark Walnut



KB1SF
1 Seater Wooden Base



KB2SF
2 Seater Wooden Base



KB3SF
3 Seater Wooden Base

KBBKT
Linking Bracket





OSANA BENCH

SOFT SEATING, RECEPTION & BREAKOUT



KBCS
Seat with Arm and Back

- Band 1
- Band 2
- Band 3
- Band 4
- Band 5
- Band 6
- Band 7



KBSS
Seat with Back

- Band 1
- Band 2
- Band 3
- Band 4
- Band 5
- Band 6
- Band 7



KBPC
Seat Pad

- Band 1
- Band 2
- Band 3
- Band 4
- Band 5
- Band 6
- Band 7



KBTS
Table Top



Reception, Breakout & Soft Seating

UNOA BOOTH

SOFT SEATING, RECEPTION & BREAKOUT



As the needs of the workplace have evolved over the last two-years, we, in turn, have adapted our product offering to include pieces such as the Unoa Booth. Allowing for small meetings to take place in a comfortable yet private setting, Unoa's acoustic properties are unparalleled for a solution of its size. The design also allows for inclusion of a monitor* for supporting presentations and video calls, which, thanks to the optimal acoustics of the booth, can be carried out with minimal disturbance to those working nearby. Choose from either a Natural Ash or Dark Walnut finish for Unoa's frame.

Product Features



Frame Colours



Natural Ash



Dark Walnut

*Monitor not included



UNOBA1
Half Booth without Table
Standard Upholstery

- Band 1
- Band 2
- Band 3
- Band 4
- Band 5
- Band 6
- Band 7



UNOBA2
Full Booth with Table
Standard Upholstery

- Band 1
- Band 2
- Band 3
- Band 4
- Band 5
- Band 6
- Band 7



Reception,
Breakout &
Soft Seating

5 Year
Guarantee

NEW
PRODUCT

UNOA BOOTH

SOFT SEATING, RECEPTION & BREAKOUT



Reception,
Breakout &
Soft Seating

TAKE UP

SOFT SEATING, RECEPTION & BREAKOUT

5 Year
Guarantee

Create your own environment with this acoustic, high-backed sofa system.

- Perfect whether needing privacy, wanting to socialise or function within a considered environment.
- Available in three height options, with and without arms.
- Associated tables and integrated technology available, Take Up works with you.

Product Features



Additional Information

Due to the nature of this product we advise use of fabrics from Band 3 and above (Please contact our sales department for further information) Table Tops available in all standard GOF MFC finishes. Integrated technology available.


Foot



Black
Glide



TAKE UP SOFT SEATING, RECEPTION & BREAKOUT



TKUMD
2 Tier
with Arms

Band 3
Band 4
Band 5
Band 6
Band 7
Leather Group 1 POA



TKUML
2 Tier
with Left Arm

Band 3
Band 4
Band 5
Band 6
Band 7
Leather Group 1 POA



TKUMR
2 Tier
with Right Arm

Band 3
Band 4
Band 5
Band 6
Band 7
Leather Group 1 POA



TKUMS
2 Tier
without Arms

Band 3
Band 4
Band 5
Band 6
Band 7
Leather Group 1 POA



TKUMST
2 Tier
with Table

Band 3
Band 4
Band 5
Band 6
Band 7
Leather Group 1 POA



TKUMCA
2 Tier Corner

Band 3
Band 4
Band 5
Band 6
Band 7
Leather Group 1 POA



TKUMCTA
2 Tier Corner
with Table

Band 3
Band 4
Band 5
Band 6
Band 7
Leather Group 1 POA



TKUSD
Low Arm
with Arms

Band 3
Band 4
Band 5
Band 6
Band 7
Leather Group 1 POA



TKUSL
Low Arm
with Left Arm

Band 3
Band 4
Band 5
Band 6
Band 7
Leather Group 1 POA



TKUSR
Low Arm
with Right Arm

Band 3
Band 4
Band 5
Band 6
Band 7
Leather Group 1 POA



TKUFD
Single Tier
with Arms

Band 3
Band 4
Band 5
Band 6
Band 7
Leather Group 1 POA



TKUFL
Single Tier
with Left Arm

Band 3
Band 4
Band 5
Band 6
Band 7
Leather Group 1 POA



TKUFR
Single Tier
with Right Arm

Band 3
Band 4
Band 5
Band 6
Band 7
Leather Group 1 POA



TKUFS
Single Tier
without Arms

Band 3
Band 4
Band 5
Band 6
Band 7
Leather Group 1 POA



TKUFST
Single Tier
with Table

Band 3
Band 4
Band 5
Band 6
Band 7
Leather Group 1 POA



TKUFCA
Single Tier Corner

Band 3
Band 4
Band 5
Band 6
Band 7
Leather Group 1 POA



TKUFCTA
Single Tier Corner
with Table

Band 3
Band 4
Band 5
Band 6
Band 7
Leather Group 1 POA

TAKE UP

SOFT SEATING, RECEPTION & BREAKOUT



TKULD
3 Tier with Arms

Band 3
Band 4
Band 5
Band 6
Band 7
Leather Group 1 POA



TKULL
3 Tier with Left Arm

Band 3
Band 4
Band 5
Band 6
Band 7
Leather Group 1 POA



TKULR
3 Tier with Right Arm

Band 3
Band 4
Band 5
Band 6
Band 7
Leather Group 1 POA



TKULS
3 Tier without Arms

Band 3
Band 4
Band 5
Band 6
Band 7
Leather Group 1 POA



TKULST
3 Tier with Table

Band 3
Band 4
Band 5
Band 6
Band 7
Leather Group 1 POA



TKULCA
3 Tier Corner

Band 3
Band 4
Band 5
Band 6
Band 7
Leather Group 1 POA



TKULCTA
3 Tier Corner with Table

Band 3
Band 4
Band 5
Band 6
Band 7
Leather Group 1 POA



Reception, Breakout & Soft Seating

Camira Blazer Silcoates CUZ30 (Band 4) Tier 1 and Outer with Camira Blazer Dunhurst CUZ58 (Band 4) Tier 2

TAKE UP SOFT SEATING, RECEPTION & BREAKOUT



TKUSCA
Scatter Cushion

Band 3
Band 4
Band 5
Band 6
Band 7
Leather Group 1 POA



TKUCUS
Divider Arm

Band 3
Band 4
Band 5
Band 6
Band 7
Leather Group 1 POA



TKUTOP
Divider table

Price



TKU55
Single

Band 3
Band 4
Band 5
Band 6
Band 7
Leather Group 1 POA



TKU58
Large Single

Band 3
Band 4
Band 5
Band 6
Band 7
Leather Group 1 POA



TKU58T
Large Single Table

Band 3
Band 4
Band 5
Band 6
Band 7
Leather Group 1 POA



TKU516
Double

Band 3
Band 4
Band 5
Band 6
Band 7
Leather Group 1 POA



TKU516T
Large Double Table

Band 3
Band 4
Band 5
Band 6
Band 7
Leather Group 1 POA



Camira Blazer Barnard CUZ2S (Band 4) Tier 1 and Outer with Camira Blazer Dartmouth CUZ2Q (Band 4) Tier 2

TAKE UP BOOTH

SOFT SEATING, RECEPTION & BREAKOUT



A variation of our high-back Take Up sofa system.

- Perfect for creating privacy and where audio visual communication may be required.
- Available for two or four users and in three height options.
- Associated table available with 25mm MFC top panel.

TV or Monitors are not included.

Optional Extras

TKBB Optional TV / Monitor Bracket
For fitting to 1600 high and 1200 high connector walls.
Can support up to 42" monitors (not supplied)

Additional Information

Due to the nature of this product we advise use of fabrics from Band 3 and above. We recommend that you request fabric samples prior to ordering. Two Tone Upholstery is available at a surcharge. Table Tops available in all standard GOF MFC finishes.

Product Features



Foot Table Frame Colours



TKBL084
4 user, 3 tier, 1600mm high

Band 3
Band 4
Band 5
Band 6
Band 7
Leather Group 1.....POA



TKBL082
2 user, 3 tier, 1600mm high

Band 3
Band 4
Band 5
Band 6
Band 7
Leather Group 1.....POA



TKBL084T
4 user, 3 tier, 1600mm high
with table

Band 3
Band 4
Band 5
Band 6
Band 7
Leather Group 1.....POA



TKBL082T
2 user, 3 tier, 1600mm high
with table

Band 3
Band 4
Band 5
Band 6
Band 7
Leather Group 1.....POA



TKBM084
4 user, 2 tier, 1200mm high

Band 3
Band 4
Band 5
Band 6
Band 7
Leather Group 1.....POA



TKBM082
2 user, 2 tier, 1200mm high

Band 3
Band 4
Band 5
Band 6
Band 7
Leather Group 1.....POA



TKBM084T
4 user, 2 tier, 1200mm high
with table

Band 3
Band 4
Band 5
Band 6
Band 7
Leather Group 1.....POA




TKBM082T
2 user, 2 tier, 1200mm high
with table

Band 3
Band 4
Band 5
Band 6
Band 7
Leather Group 1.....POA

TAKE UP BOOTH

SOFT SEATING, RECEPTION & BREAKOUT



Camira (Band 4) Outer with Camira Blazer Camphill CUZ1K Seat Bromsgrove CUZ35

TAKE UP BOOTH

SOFT SEATING, RECEPTION & BREAKOUT



TKBL082TR
2 user, 3 tier, 1600mm high with table (right hand)

Band 3
Band 4
Band 5
Band 6
Band 7
Leather Group 1.....POA



TKBL082TL
2 user, 3 tier, 1600mm high with table (left hand)

Band 3
Band 4
Band 5
Band 6
Band 7
Leather Group 1.....POA



TKBL081TR
1 user, 3 tier, 1600mm high with table (right hand)

Band 3
Band 4
Band 5
Band 6
Band 7
Leather Group 1.....POA



TKBL081TL
1 user, 3 tier, 1600mm high with table (left hand)

Band 3
Band 4
Band 5
Band 6
Band 7
Leather Group 1.....POA



TKBM082TR
2 user, 2 tier, 1200mm high with table (right hand)

Band 3
Band 4
Band 5
Band 6
Band 7
Leather Group 1.....POA



TKBM082TL
2 user, 2 tier, 1200mm high with table (left hand)

Band 3
Band 4
Band 5
Band 6
Band 7
Leather Group 1.....POA



TKBM081TR
1 user, 2 tier, 1200mm high with table (right hand)

Band 3
Band 4
Band 5
Band 6
Band 7
Leather Group 1.....POA



TKBM081TL
1 user, 2 tier, 1200mm high with table (left hand)

Band 3
Band 4
Band 5
Band 6
Band 7
Leather Group 1.....POA



Reception, Breakout & Soft Seating

Camira Blazer Silcoates CUZ30 (Band 4) Tier 1 and Outer with Camira Blazer Dunhurst CUZ58 (Band 4) Tier 2 and 3

TAKE UP BOOTH

SOFT SEATING, RECEPTION & BREAKOUT



Camira (Band 3) Outer with Camira Synergy Engage LDS57 Seat Support LDS55 with White Framed White MFC Table

TAKE OFF

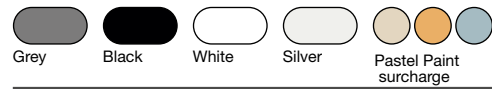
SOFT SEATING, RECEPTION & BREAKOUT



Take Off is a modular sofa system that can be used in reception or open plan work spaces where users need a 'time-out'.

- Available with and without backs or arms.
- Can be configured to delineate mid floor or perimeter space.
- Easily maintained upholstery and robust frame makes it ideal for heavy traffic areas.

Frame Colours



Product Features



Additional Information

Table Tops available in all standard GOF MFC finishes.



AS06LBA
Half Back with Left Arm

Band 1
Band 2
Band 3
Band 4
Band 5
Band 6
Band 7
Leather Group 1POA



AS06RBA
Half Back with Right Arm

Band 1
Band 2
Band 3
Band 4
Band 5
Band 6
Band 7
Leather Group 1POA



AS06FLA
Full Back with Left Arm

Band 1
Band 2
Band 3
Band 4
Band 5
Band 6
Band 7
Leather Group 1POA



AS06FRA
Full Back with Right Arm

Band 1
Band 2
Band 3
Band 4
Band 5
Band 6
Band 7
Leather Group 1POA



AS06FA
Full Back with Arms

Band 1
Band 2
Band 3
Band 4
Band 5
Band 6
Band 7
Leather Group 1POA




AS06TB
2 Seater Twin Back

Band 1
Band 2
Band 3
Band 4
Band 5
Band 6
Band 7
Leather Group 1POA



AS06LB
2 Seater Half Back L/H

Band 1
Band 2
Band 3
Band 4
Band 5
Band 6
Band 7
Leather Group 1POA



AS06RB
2 Seater Half Back R/H

Band 1
Band 2
Band 3
Band 4
Band 5
Band 6
Band 7
Leather Group 1POA



AS06FB
Full Back 2 Seater

Band 1
Band 2
Band 3
Band 4
Band 5
Band 6
Band 7
Leather Group 1POA



AS66FB
Full Back Single Seater

Band 1
Band 2
Band 3
Band 4
Band 5
Band 6
Band 7
Leather Group 1POA



AS06
2 Seater without Back

Band 1
Band 2
Band 3
Band 4
Band 5
Band 6
Band 7
Leather Group 1POA



AS66
Single Seater without Back

Band 1
Band 2
Band 3
Band 4
Band 5
Band 6
Band 7
Leather Group 1POA

Reception,
Breakout &
Soft Seating

5 Year
Guarantee

TAKE OFF SOFT SEATING, RECEPTION & BREAKOUT



ASQ

Quadrant Seater without Back
Band 1
Band 2
Band 3
Band 4
Band 5
Band 6
Band 7
Leather Group 1POA



A1206Z
Rectangular



A1212Z
Large Square



A0606Z
Small Square



ATQZ
Quadrant



ATRZ
Radial



Svensson VY 8200 (Band 6) (Grey Back) and Svensson Soft/Mill 8124 (Band 7) (Grey Seat) with Svensson VY 6636 (Band 6) (Yellow Seat) with Black Frame

Reception,
Breakout &
Soft Seating

TAKE OFF PLUS LOW BACK

SOFT SEATING, RECEPTION & BREAKOUT

5 Year Guarantee

Take Off Plus is an extension to our popular Take Off sofa system with the addition of stylised surrounds, integrated tables and technology.

Upholstered surrounds are available in two heights allowing Take Off Plus to blend collaborative working hubs with breakout spaces or quiet, concentration areas - making this distinctive family ideal for the modern workplace landscape where space is at a premium and multi-functionality is key.

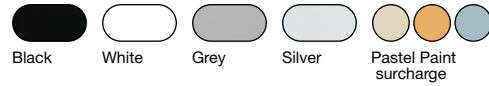
The lower backed models are designed to coordinate with the higher models or for use on their own. These modules can be used equally effectively in open planned clusters, around the perimeter of a room or individually placed. The lower surrounds provide users with a feeling of security whilst allowing specifiers to inject two-toned colour options into their workspace.

Frame Options



Sled Frame
Suffix Code -K

Metal Colours



Camira X2 Subtract AK013 (Band 1) with Black Sled Frame

TAKE OFF PLUS LOW BACK SOFT SEATING, RECEPTION & BREAKOUT



TP3SL
1 Seater
Low Surround

- Band 1
- Band 2
- Band 3
- Band 4
- Band 5
- Band 6
- Band 7



TP3L
2 Seater
Low Surround

- Band 1
- Band 2
- Band 3
- Band 4
- Band 5
- Band 6
- Band 7




TP11L
3 Seater
Low Surround

- Band 1
- Band 2
- Band 3
- Band 4
- Band 5
- Band 6
- Band 7




TP4L
4 Seater
Low Surround

- Band 1
- Band 2
- Band 3
- Band 4
- Band 5
- Band 6
- Band 7




TP1L
Small Open Sym.
Low Surround

- Band 1
- Band 2
- Band 3
- Band 4
- Band 5
- Band 6
- Band 7



TP2LL
Large Corner L/H
Low Surround

- Band 1
- Band 2
- Band 3
- Band 4
- Band 5
- Band 6
- Band 7




TP2LR
Large Corner R/H
Low Surround

- Band 1
- Band 2
- Band 3
- Band 4
- Band 5
- Band 6
- Band 7




TP8L
Large Sym.
Low Surround

- Band 1
- Band 2
- Band 3
- Band 4
- Band 5
- Band 6
- Band 7




TP5L
Small Sym.
Low Surround

- Band 1
- Band 2
- Band 3
- Band 4
- Band 5
- Band 6
- Band 7



TP6LL
Small Corner L/H
Low Surround

- Band 1
- Band 2
- Band 3
- Band 4
- Band 5
- Band 6
- Band 7



TP6LR
Small Corner R/H
Low Surround

- Band 1
- Band 2
- Band 3
- Band 4
- Band 5
- Band 6
- Band 7



TP92TL
2 Seater with Table
Low Surround

- Band 1
- Band 2
- Band 3
- Band 4
- Band 5
- Band 6
- Band 7



TP7TL
4 Seater with Table
Low Surround

- Band 1
- Band 2
- Band 3
- Band 4
- Band 5
- Band 6
- Band 7



TP106TL
6 Seater with Table
Low Surround

- Band 1
- Band 2
- Band 3
- Band 4
- Band 5
- Band 6
- Band 7

TAKE OFF PLUS HIGH BACK

SOFT SEATING, RECEPTION & BREAKOUT




Take Off Plus is an extension to our popular Take Off sofa system with the addition of stylised surrounds, integrated tables and technology.

Upholstered surrounds are available in two heights allowing Take Off Plus to blend collaborative working hubs with breakout spaces or quiet, concentration areas - making this distinctive family ideal for the modern workplace landscape where space is at a premium and multi-functionality is key.

The taller backed models within this family are set to the ideal height to offer privacy for users whilst allowing those around to see whether pods are occupied or not. They provide acoustic dampening when socialising or holding meetings in open-planned areas, without restricting existing lighting or air circulation within the room in which they are installed.

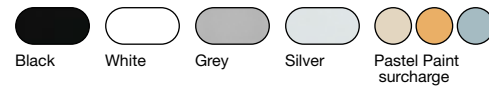
Take Off Plus Media Units have intergrated cable access behind TV mount and below table height.

Frame Options



Sled Frame
Suffix Code -K

Metal Colours




TP3SH
1 Seater
High Surround



TP3H
2 Seater
High Surround



TP11H
3 Seater
High Surround



TP4H
4 Seater
High Surround

- Band 1
- Band 2
- Band 3
- Band 4
- Band 5
- Band 6
- Band 7

- Band 1
- Band 2
- Band 3
- Band 4
- Band 5
- Band 6
- Band 7


- Band 1
- Band 2
- Band 3
- Band 4
- Band 5
- Band 6
- Band 7

- Band 1
- Band 2
- Band 3
- Band 4
- Band 5
- Band 6
- Band 7



High Back with White Sled Frame

TAKE OFF PLUS HIGH BACK SOFT SEATING, RECEPTION & BREAKOUT



TP1H
Small Open Sym.
High Surround

- Band 1
- Band 2
- Band 3
- Band 4
- Band 5
- Band 6
- Band 7




TP2HL
Large Corner L/H
High Surround

- Band 1
- Band 2
- Band 3
- Band 4
- Band 5
- Band 6
- Band 7




TP2HR
Large Corner R/H
High Surround

- Band 1
- Band 2
- Band 3
- Band 4
- Band 5
- Band 6
- Band 7




TP8H
Large Sym.
High Surround

- Band 1
- Band 2
- Band 3
- Band 4
- Band 5
- Band 6
- Band 7




TP5H
Small Sym.
High Surround

- Band 1
- Band 2
- Band 3
- Band 4
- Band 5
- Band 6
- Band 7



TP6HL
Small Corner L/H
High Surround

- Band 1
- Band 2
- Band 3
- Band 4
- Band 5
- Band 6
- Band 7



TP6HR
Small Corner R/H
High Surround

- Band 1
- Band 2
- Band 3
- Band 4
- Band 5
- Band 6
- Band 7



TP92TH
2 Seater with Table
High Surround

- Band 1
- Band 2
- Band 3
- Band 4
- Band 5
- Band 6
- Band 7



TP7TH
4 Seater with Table
High Surround

- Band 1
- Band 2
- Band 3
- Band 4
- Band 5
- Band 6
- Band 7



TP106TH
6 Seater with Table
High Surround

- Band 1
- Band 2
- Band 3
- Band 4
- Band 5
- Band 6
- Band 7



TP92TMH
2 Seater Media Unit
High Surround

- Band 1
- Band 2
- Band 3
- Band 4
- Band 5
- Band 6
- Band 7



TP94TMH
4 Seater Media Unit
High Surround

- Band 1
- Band 2
- Band 3
- Band 4
- Band 5
- Band 6
- Band 7



TP96TMH
6 Seater Media Unit
High Surround

- Band 1
- Band 2
- Band 3
- Band 4
- Band 5
- Band 6
- Band 7

TAKE OFF LITE

SOFT SEATING, RECEPTION & BREAKOUT

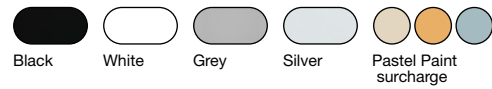


Take-Off Lite is a modular upholstered sofa system that can be used to delineate mid floor or perimeter spaces in those 'away-from-desk' areas, making it great for busy workplaces or public use.

Its seat and back can be matched, or complemented to provide additional visual interest, whilst Take-Off Lite's light-weight skid frame provides simple elegance whilst allowing modules to be easily configured to the desired layout.

Modules are available with or without backs, in single or twin seat options. Each unit can be matched to each other in any combination or used individually providing flexibility for your working landscape.

Frame Colours



TL06
Single Seater with No Back

- Band 1
- Band 2
- Band 3
- Band 4
- Band 5
- Band 6
- Band 7



TL06FB
Single Seater with Full Back

- Band 1
- Band 2
- Band 3
- Band 4
- Band 5
- Band 6
- Band 7



TL12
2 Seater with No Back

- Band 1
- Band 2
- Band 3
- Band 4
- Band 5
- Band 6
- Band 7



TL12RB
2 Seater with Right Hand Back

- Band 1
- Band 2
- Band 3
- Band 4
- Band 5
- Band 6
- Band 7



TL12FB
2 Seater with Full Back

- Band 1
- Band 2
- Band 3
- Band 4
- Band 5
- Band 6
- Band 7



TL12LB
2 Seater with Left Hand Back

- Band 1
- Band 2
- Band 3
- Band 4
- Band 5
- Band 6
- Band 7



NST066S
Square Table

- Group Z



NST069S
Rectangular Table

- Group Z

5 Year
Guarantee

TAKE OFF LITE SOFT SEATING, RECEPTION & BREAKOUT



Reception,
Breakout &
Soft Seating

Camira Camira Patina Covered PAT14 Back Rest Camira Blazer Silverdale CUZ28 Seat with Grey Sled Frame

LS24

SOFT SEATING, RECEPTION & BREAKOUT




The LS24 is a timeless product that has been recently extended to include larger curved units. Reconfigurable and effective in a vast array of layouts, with a distinct design allowing for an imaginative use of fabric. Ideal for use in both small and large areas.

Product Features



Foot Colours



Additional Information

Available in a variety of fabrics.



LS24D1
Small Curve with Low Back

- Band 1
- Band 2
- Band 3
- Band 4
- Band 5
- Band 6
- Band 7



LS24D2
Small Curve with High Back

- Band 1
- Band 2
- Band 3
- Band 4
- Band 5
- Band 6
- Band 7



LS24E1
Large Curve with Low Back

- Band 1
- Band 2
- Band 3
- Band 4
- Band 5
- Band 6
- Band 7



LS24E2
Large Curve with High Back

- Band 1
- Band 2
- Band 3
- Band 4
- Band 5
- Band 6
- Band 7



From L/R Camira Blazer Stanford CUZ2R, Sheffield CUZ1T, Barlborough CUZ3D (Band 4) surrounded by Colorado Mirage Pod in Oxford CUZ09

5 Year Guarantee

LS24 SOFT SEATING, RECEPTION & BREAKOUT



LS24A1
1 Seater with Low Back

Band 1
Band 2
Band 3
Band 4
Band 5
Band 6
Band 7



LS24A2
1 Seater with High Back

Band 1
Band 2
Band 3
Band 4
Band 5
Band 6
Band 7



LS24B1
2 Seater with Low Back

Band 1
Band 2
Band 3
Band 4
Band 5
Band 6
Band 7



LS24B2
2 Seater with High Back

Band 1
Band 2
Band 3
Band 4
Band 5
Band 6
Band 7



LS24C1
3 Seater with Low Back

Band 1
Band 2
Band 3
Band 4
Band 5
Band 6
Band 7



LS24C2
3 Seater with High Back

Band 1
Band 2
Band 3
Band 4
Band 5
Band 6
Band 7



Kvadrat Canvas 2 0556 (Band 4) (Orange) and Kvadrat Canvas 2 0614 (Band 4) with White and Black Feet

Reception,
Breakout &
Soft Seating

KULTURE CAPALDI

SOFT SEATING, RECEPTION & BREAKOUT

5 Year Guarantee

Kulture

Kulture Capaldi is an easily reconfigurable modular sofa designed specifically with the contract market in mind. The organically shaped rectangular units can be used individually, laid out in structured patterns or scattered throughout a space to create adaptable seating arrangements. The versatility of the design is endless, modules can be connected together in various ways, optimising soft seating in areas with space constraints in both public zones and private areas.

Product Features



Foot Colours

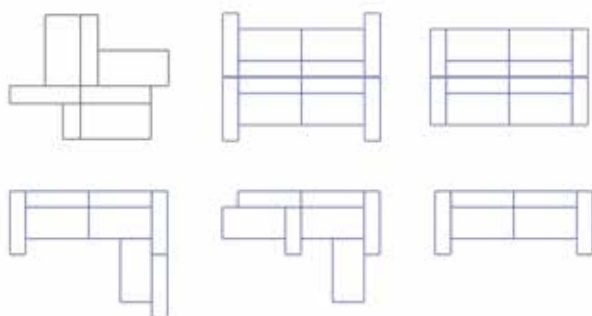


Black

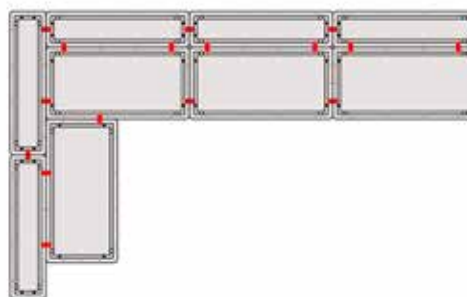
Additional Information

Available in a variety of fabrics.

Example Configurations



Typical Linking Configuration



5 Year
Guarantee

KULTURE CAPALDI

SOFT SEATING, RECEPTION & BREAKOUT



KCSEAT
Seat Unit

W1180 x D590 x H440
Band 1
Band 2
Band 3
Band 4
Band 5
Band 6
Band 7



KCBACK
Back Unit

W1180 x D295 x H762
Band 1
Band 2
Band 3
Band 4
Band 5
Band 6
Band 7



KCLARM
Long Arm Unit

W885 x D295 x H630
Band 1
Band 2
Band 3
Band 4
Band 5
Band 6
Band 7



KCSARM
Short Arm Unit

W590 x D295 x H630
Band 1
Band 2
Band 3
Band 4
Band 5
Band 6
Band 7



KCSEATING
Seat Unit

W1475 x D590 x H440
Band 1
Band 2
Band 3
Band 4
Band 5
Band 6
Band 7



KCLINK
Linking Brackets



Reception,
Breakout &
Soft Seating

NEOS

SOFT SEATING, RECEPTION & BREAKOUT



Available in Two-tone fabric and a choice of bases.

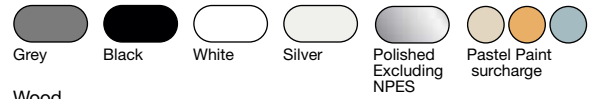
- Generous seat & back for added comfort.
- Four star bases fitted with gas lift mechanism, raising the chair from reception to work/dining height.
- Matching tables available.

R. Optional Auto Return Column available.
(Suffix code with R. Example: NPEPR)
Surcharge.....

T. Optional Tilt Mechanism available.
(Suffix code with T. Example: NPE4WT)
Surcharge.....

Frame Finishes

Metal



Wood



Product Features



NPES
Skid Frame

Band 1
Band 2
Band 3
Band 4
Band 5
Band 6
Band 7
Leather Group 1 POA



NPE4W
Four Star Base
(With Castors)
T

Band 1
Band 2
Band 3
Band 4
Band 5
Band 6
Band 7
Leather Group 1 POA



NPEP
Pyramid Base
(With Glides)
R

Band 1
Band 2
Band 3
Band 4
Band 5
Band 6
Band 7
Leather Group 1 POA



NPEPW
Pyramid Base
(With Castors)
R

Band 1
Band 2
Band 3
Band 4
Band 5
Band 6
Band 7
Leather Group 1 POA



Svensson Iconic 5553 (Band 5) with White Skid Frame

STRATT PLUS

SOFT SEATING, RECEPTION & BREAKOUT

Stratt Plus is a timeless product that has been recently extended to include larger curved units.

- Reconfigurable and effective in a vast array of configurations.
- Distinct design allows for an imaginative use of fabric.
- Ideal for use in both small and large areas.

Foot Colours



Product Features



STR1W
1 Seater with Wooden Leg

Band 1
Band 2
Band 3
Band 4
Band 5
Band 6
Band 7
Leather Group 1



STR2W
2 Seater with Wooden Leg

Band 1
Band 2
Band 3
Band 4
Band 5
Band 6
Band 7
Leather Group 1



STR3W
3 Seater with Wooden Leg

Band 1
Band 2
Band 3
Band 4
Band 5
Band 6
Band 7
Leather Group 1




R8CURPW
Small Curve 45°
with Wooden Leg

Band 1
Band 2
Band 3
Band 4
Band 5
Band 6
Band 7
Leather Group 1



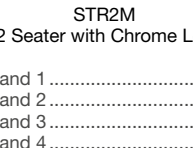
R16CURPW
Large Curve with Wooden
Leg

Band 1
Band 2
Band 3
Band 4
Band 5
Band 6
Band 7
Leather Group 1




STR1M
1 Seater with Chrome Leg

Band 1
Band 2
Band 3
Band 4
Band 5
Band 6
Band 7
Leather Group 1



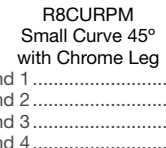
STR2M
2 Seater with Chrome Leg

Band 1
Band 2
Band 3
Band 4
Band 5
Band 6
Band 7
Leather Group 1



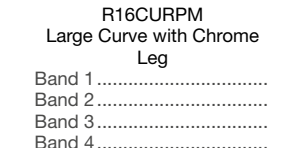
STR3M
3 Seater with Chrome Leg

Band 1
Band 2
Band 3
Band 4
Band 5
Band 6
Band 7
Leather Group 1



R8CURPM
Small Curve 45°
with Chrome Leg

Band 1
Band 2
Band 3
Band 4
Band 5
Band 6
Band 7
Leather Group 1



R16CURPM
Large Curve with Chrome
Leg

Band 1
Band 2
Band 3
Band 4
Band 5
Band 6
Band 7
Leather Group 1



Camira X2 Polygon AK002 (Band 1) Seat and Camira Synergy Team LDS21 (Band 3) Back with Chrome Leg

SOUND STATION

SOFT SEATING, RECEPTION & BREAKOUT



The Sound Station Chair is a multi-purpose piece, a sound cocoon, allowing the user a comfortable and uninterrupted experience whilst making phone calls or listening to music in the office or in public spaces. It is the first chair with built-in Apple AirPlay technology, also supporting BlueTooth connectivity to virtually any device containing music and audio books such as laptop, mp3 player, mobile phone, tablet computer or even TV or Apple TV system.

Base Options

Painted Plywood or Metal Powder-Coated Base

Audio Systems Options

Available on SST2.

BOSE: producer of superior, high-end loudspeakers, amplifiers and audio systems; renowned worldwide.

ADRAudio: known to few audio aficionados and many concert organizers, ADRAudio designs state-of-the-art loudspeakers and live audio systems for the world's most respected artists.



SST1
No Technology
Audiovisual Isolation



SST2
Technology
Audiovisual Isolation /
Intergrated Sound System &
Receiver



SSTPAD
iPad Holder



SSTP
Foot Rest

SOUND STATION FABRIC OPTIONS FAME BY GABRIEL



T 63016
B RAL 2001

T 64089
B RAL 3004

T 64168
B RAL 3022

T 65084
B RAL 5022

T 66075
B RAL 5013

T 66118
B RAL 5001

T 67016
B RAL 5020

T 68004
B RAL 6008

T 68035
B RAL 6020

T 68069
B RAL 6006



Gabriel Fame 68035

5 Year Guarantee

RICHMOND SOFT SEATING, RECEPTION & BREAKOUT

The Richmond sofa has been created as a blend of contemporary and traditional furniture. Its angular form is delicately rounded to help emphasise the comfort of the entire range.

- Deep seat cushions.
- Minimalist foot.
- Curved aesthetic.

Foot Colour



Product Features



RIC1
1 Seater

Band 1
Band 2
Band 3
Band 4
Band 5
Band 6
Band 7
Leather Group 1



RIC2
2 Seater

Band 1
Band 2
Band 3
Band 4
Band 5
Band 6
Band 7
Leather Group 1



RIC3
3 Seater

Band 1
Band 2
Band 3
Band 4
Band 5
Band 6
Band 7
Leather Group 1



Vescom Bowen 7030.17 (Band 6)

Reception,
Breakout &
Soft Seating

NAO

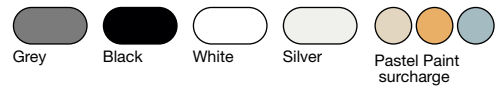
SOFT SEATING, RECEPTION & BREAKOUT



The Nao collection includes stand-alone units that can be grouped to create varied arrangements.

- Suitable for busy workplaces breakout zones as well as more relaxed soft seating spaces.
- Well proportioned design.
- Panel details for extra customisation.

Foot Colour



Product Features



NAO1
1 Seater

Band 1
Band 2
Band 3
Band 4
Band 5
Band 6
Band 7
Leather Group 1



NAO2
2 Seater

Band 1
Band 2
Band 3
Band 4
Band 5
Band 6
Band 7
Leather Group 1



NAO3
3 Seater

Band 1
Band 2
Band 3
Band 4
Band 5
Band 6
Band 7
Leather Group 1



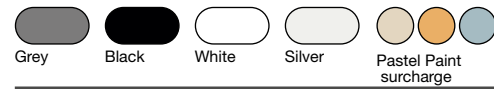
Gabriel Fame 67067 (Band 4) Outer and Gabriel Fame 66133 (Band 4) Panel with Chrome Frame

CLAIRE SOFT SEATING, RECEPTION & BREAKOUT

Classic proportions, clean lines and sophisticated design, Claire provides an excellent sit with the added elegance of a stylish leg frame.

- Individual removable cushions.
- Piped Edges for added quality.
- Robust frame construction.

Frame Colours



Product Features



Optional Extra

SCUSH Scatter Cushion (Band 1)



CY1
1 Seater

Band 1
Band 2
Band 3
Band 4
Band 5
Band 6
Band 7
Leather Group 1



CY2
2 Seater

Band 1
Band 2
Band 3
Band 4
Band 5
Band 6
Band 7
Leather Group 1



CY3
3 Seater

Band 1
Band 2
Band 3
Band 4
Band 5
Band 6
Band 7
Leather Group 1



Camira Aspect Malham ACT29 (Band 2) with Grey Frame

CHATTE

SOFT SEATING, RECEPTION & BREAKOUT

5 Year Guarantee

Sophistication and practicality best describe the Chatte collection.

- Timeless style.
- Available in single, two and three seater versions.
- Range of leg options.

Wooden Foot Colours



Product Features



Optional Extras



SCL Stiletto Chrome Leg
Price is surcharge to wooden leg price



CH1W
1 Seater with Wooden Legs

Band 1
Band 2
Band 3
Band 4
Band 5
Band 6
Band 7
Leather Group 1



CH2W
2 Seater with Wooden Legs

Band 1
Band 2
Band 3
Band 4
Band 5
Band 6
Band 7
Leather Group 1



CH3W
3 Seater with Wooden Legs

Band 1
Band 2
Band 3
Band 4
Band 5
Band 6
Band 7
Leather Group 1



CH1M
1 Seater with Chrome Legs

Band 1
Band 2
Band 3
Band 4
Band 5
Band 6
Band 7
Leather Group 1



CH2M
2 Seater with Chrome Legs

Band 1
Band 2
Band 3
Band 4
Band 5
Band 6
Band 7
Leather Group 1



CH3M
3 Seater with Chrome Legs

Band 1
Band 2
Band 3
Band 4
Band 5
Band 6
Band 7
Leather Group 1

5 Year
Guarantee

CHATTE

SOFT SEATING, RECEPTION & BREAKOUT



Reception,
Breakout &
Soft Seating

Camira X2 Subtract AK013 (Band 1) with Chrome Legs

OXY

SOFT SEATING, RECEPTION & BREAKOUT



Oxy is a sophisticated range that is at home in a number of interiors.

- Offered as a 2 and 3 seater sofa with matching arm chair.
- Stylish flared arm design.
- Single seat cushion.

Foot Colour



Chrome

Product Features



Optional Extras

SCUSH Scatter Cushion (Band 1)



OXY1
1 Seater

- Band 1
- Band 2
- Band 3
- Band 4
- Band 5
- Band 6
- Band 7
- Leather Group 1



OXY2
2 Seater

- Band 1
- Band 2
- Band 3
- Band 4
- Band 5
- Band 6
- Band 7
- Leather Group 1



OXY3
3 Seater

- Band 1
- Band 2
- Band 3
- Band 4
- Band 5
- Band 6
- Band 7
- Leather Group 1



Camira Advantage Mineral AD010 (Band 1)



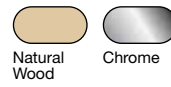
ATRIUM

SOFT SEATING, RECEPTION & BREAKOUT

Simple in shape, Atrium is easily reconfigurable making it ideal for busy workplaces as well as public use and educational spaces.

- Available with a choice of legs and in a wide variety of fabrics.

Foot Colours



Product Features



ATF1W
1 Seater
Wooden Legs

- Band 1
- Band 2
- Band 3
- Band 4
- Band 5
- Band 6
- Band 7
- Leather Group 1

ATF2W
2 Seater
Wooden Legs

- Band 1
- Band 2
- Band 3
- Band 4
- Band 5
- Band 6
- Band 7
- Leather Group 1

ATF1
1 Seater
Chrome Legs

- Band 1
- Band 2
- Band 3
- Band 4
- Band 5
- Band 6
- Band 7
- Leather Group 1

ATF2
2 Seater
Chrome Legs

- Band 1
- Band 2
- Band 3
- Band 4
- Band 5
- Band 6
- Band 7
- Leather Group 1



Gabriel Atlantic 65037 (Band 3) Seat with Chrome Legs

OUTWOOD

SOFT SEATING, RECEPTION & BREAKOUT



Outwood is a modular range that is ideally suited for use in an array of different environments.

- Customisable and reconfigurable.
- Deep cushions add extra comfort.
- Outwood is the collection that fits around the user.

Foot



Black
Glide

Product Features



OR1
1 Seater

Band 1
Band 2
Band 3
Band 4
Band 5
Band 6
Band 7
Leather Group 1 POA

ORA
1 Seater with Arms

Band 1
Band 2
Band 3
Band 4
Band 5
Band 6
Band 7
Leather Group 1 POA

ORR
1 Seater with Right Arm

Band 1
Band 2
Band 3
Band 4
Band 5
Band 6
Band 7
Leather Group 1 POA

ORL
1 Seater with Left Arm

Band 1
Band 2
Band 3
Band 4
Band 5
Band 6
Band 7
Leather Group 1 POA



ORGT
Glass Top Table
750W x 750D x 440H

Band 1
Band 2
Band 3
Band 4
Band 5
Band 6
Band 7
Leather Group 1 POA



ORMTR
Wood Top Table
750W x 750D x 440H

Band 1
Band 2
Band 3
Band 4
Band 5
Band 6
Band 7
Leather Group 1 POA

Reception,
Breakout &
Soft Seating

5 Year
Guarantee

OUTWOOD

SOFT SEATING, RECEPTION & BREAKOUT



Reception,
Breakout &
Soft Seating

From L/R Camira Blazer Oriol CUZ18 (Band 4) and Camira Blazer Ulster CUZ1F (Band 4)

SOLENT

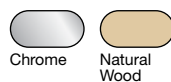
SOFT SEATING, RECEPTION & BREAKOUT



Solent is a visually distinctive offering that is based around the link between seat and back.

- Deep cushioned seat.
- Comfortable curved back.
- Perfect for use in a wide variety of environments such as touchdown, breakout, meeting spaces and waiting areas.
- Allows for an imaginative use of fabrics.
- Available with Wooden or Chrome foot.

Foot Colours



Product Features



1 Seater	
	SOL1W Wooden Leg
	SOL1M Chrome Leg
Band 1
Band 2
Band 3
Band 4
Band 5
Band 6
Band 7
Leather Group 1

2 Seater	
	SOL2W Wooden Leg
	SOL2M Chrome Leg
Band 1
Band 2
Band 3
Band 4
Band 5
Band 6
Band 7
Leather Group 1

3 Seater	
	SOL3W Wooden Leg
	SOL3M Chrome Leg
Band 1
Band 2
Band 3
Band 4
Band 5
Band 6
Band 7
Leather Group 1



Camira Halcyon Aspen Tigerlilly HPA11 (Band 3) Seat and Camira Halcyon Aspen Almond HPA10 (Band 3) with Chrome Feet

LYNSTOCK CHOICE RECEPTION

SOFT SEATING, RECEPTION & BREAKOUT

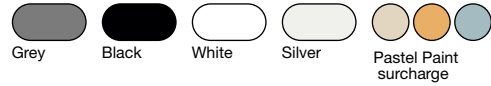
Lynstock Choice is ideal for waiting area or heavy-traffic environments that need a uniform look.

- Constructed with a welded steel frame.
- Generously upholstered foam back and seat panels which allows specifiers to match interior decors.
- Chairs are available with or without arms, left or right hand arm.

Product Features



Frame Colours



910
Chair

Band 1
Band 2
Band 3
Band 4
Band 5
Band 6
Band 7
Leather Group 1



910RM
Chair with Right Hand
Moulded Arm

Band 1
Band 2
Band 3
Band 4
Band 5
Band 6
Band 7
Leather Group 1



910LM
Chair with Left Hand
Moulded Arm

Band 1
Band 2
Band 3
Band 4
Band 5
Band 6
Band 7
Leather Group 1



910AM
Chair with Moulded Arms

Band 1
Band 2
Band 3
Band 4
Band 5
Band 6
Band 7
Leather Group 1



Bute Elgin Oxford CF667/0808 (Band 6) with Grey Frame

PENNINE

SOFT SEATING, RECEPTION & BREAKOUT

5 Year Guarantee

Pennine is the ideal choice for heavy-traffic environments that need the 'wood-frame' look.

- Laminated Beech frames provide strength and style.
- Cushioned upholstery allows specifiers to choose to match interior decors.
- Chairs are available with or without arms, left or right hand arm or stackable with matching reception tables.

Frame Colours



Beech

Product Features



XO1
4 Leg Half Back (Stackable)

Band 1
 Band 2
 Band 3
 Band 4
 Band 5
 Band 6
 Band 7
 Leather Group 1



XO2
4 Leg Half Back with Arms (Stackable)

Band 1
 Band 2
 Band 3
 Band 4
 Band 5
 Band 6
 Band 7
 Leather Group 1



XO3
4 Leg Full Back with Arms

Band 1
 Band 2
 Band 3
 Band 4
 Band 5
 Band 6
 Band 7
 Leather Group 1



XO4
4 Leg Full Back

Band 1
 Band 2
 Band 3
 Band 4
 Band 5
 Band 6
 Band 7
 Leather Group 1



Chieftain Just Colour Battleship Grey (Band 2)

Newton offers a timeless range of wood framed modular products that can be used collectively or individually.

- Welcoming wood finishes.
- Deep cushions for extra comfort.
- Ideal for residential surroundings where comfort and support is paramount.

Frame Colours



Beech

Product Features



651
Medium Back

Band 1
 Band 2
 Band 3
 Band 4
 Band 5
 Band 6
 Band 7
 Leather Group 1 POA



651A
Medium Back Armchair

Band 1
 Band 2
 Band 3
 Band 4
 Band 5
 Band 6
 Band 7
 Leather Group 1 POA



650A
High Back Armchair

Band 1
 Band 2
 Band 3
 Band 4
 Band 5
 Band 6
 Band 7
 Leather Group 1 POA



653T
Table 500W x 560D x 490H
Price



Panaz Highland 226 Lime (Band 2)

CUBES & ARROWS

SOFT SEATING, RECEPTION & BREAKOUT



Easy to reconfigure in any breakout or touch down area, Cubes and Arrows tessellate to enable a range of contemporary shapes to be created.

- Available with a number of base options and in our vast range of fabrics.
- Cubes and Arrows lend themselves to large atrium areas as well as difficult to plan areas.

Product Features



Foot Colours



ES01
Cube Single Seat with Glides

Band 1
Band 2
Band 3
Band 4
Band 5
Band 6
Band 7
Leather Group 1



ES01M
Cube Single Seat with Metal Legs

Band 1
Band 2
Band 3
Band 4
Band 5
Band 6
Band 7
Leather Group 1



ES01C
Cube Single Seat with Castors

Band 1
Band 2
Band 3
Band 4
Band 5
Band 6
Band 7
Leather Group 1



AR1
Arrow Single Seat with Glides

Band 1
Band 2
Band 3
Band 4
Band 5
Band 6
Band 7
Leather Group 1



AR1M
Arrow Single Seat with Metal Legs

Band 1
Band 2
Band 3
Band 4
Band 5
Band 6
Band 7
Leather Group 1

5 Year
Guarantee

CUBES & ARROWS

SOFT SEATING, RECEPTION & BREAKOUT



Reception,
Breakout &
Soft Seating

Camira X2 Subtract AK013 (Band 1) with Glides

MOONS & ROUNDS

SOFT SEATING, RECEPTION & BREAKOUT

5 Year
Guarantee

The perfect match for any breakout or touch down area, Moons & Rounds nest together to provide a seamless blend of function and style.

- Simple to configure.
- Multiple options.
- Perfect for a number of different areas.

Product Features



Foot Colours



From L/R Svensson Accessoire River, Nest and Bok (Band 6) with Black Metal Legs

MOONS & ROUNDS

SOFT SEATING, RECEPTION & BREAKOUT



R500
Small Round with Glides

- Band 1
- Band 2
- Band 3
- Band 4
- Band 5
- Band 6
- Band 7
- Leather Group 1



R500M
Small Round with Metal Legs

- Band 1
- Band 2
- Band 3
- Band 4
- Band 5
- Band 6
- Band 7
- Leather Group 1



R500C
Small Round with Castors

- Band 1
- Band 2
- Band 3
- Band 4
- Band 5
- Band 6
- Band 7
- Leather Group 1



R800
Medium Round

- Band 1
- Band 2
- Band 3
- Band 4
- Band 5
- Band 6
- Band 7
- Leather Group 1



R800M
Medium Round with Chrome Legs

- Band 1
- Band 2
- Band 3
- Band 4
- Band 5
- Band 6
- Band 7
- Leather Group 1



R800C
Medium Round with Castors

- Band 1
- Band 2
- Band 3
- Band 4
- Band 5
- Band 6
- Band 7
- Leather Group 1



R1000
Large Round with Glides

- Band 1
- Band 2
- Band 3
- Band 4
- Band 5
- Band 6
- Band 7
- Leather Group 1



R1000M
Large Round with Metal Legs

- Band 1
- Band 2
- Band 3
- Band 4
- Band 5
- Band 6
- Band 7
- Leather Group 1



M500
Small Moon with Glides

- Band 1
- Band 2
- Band 3
- Band 4
- Band 5
- Band 6
- Band 7
- Leather Group 1



M500M
Small Moon with Metal Legs

- Band 1
- Band 2
- Band 3
- Band 4
- Band 5
- Band 6
- Band 7
- Leather Group 1



M500C
Small Moon with Castors

- Band 1
- Band 2
- Band 3
- Band 4
- Band 5
- Band 6
- Band 7
- Leather Group 1



M800
Medium Moon

- Band 1
- Band 2
- Band 3
- Band 4
- Band 5
- Band 6
- Band 7
- Leather Group 1



M800
Large Moon with Glides

- Band 1
- Band 2
- Band 3
- Band 4
- Band 5
- Band 6
- Band 7
- Leather Group 1



M800C
Large Moon with Metal Legs

- Band 1
- Band 2
- Band 3
- Band 4
- Band 5
- Band 6
- Band 7
- Leather Group 1



M1000
Medium Moon with Chrome Legs

- Band 1
- Band 2
- Band 3
- Band 4
- Band 5
- Band 6
- Band 7
- Leather Group 1



M1000M
Medium Moon with Castors

- Band 1
- Band 2
- Band 3
- Band 4
- Band 5
- Band 6
- Band 7
- Leather Group 1

CURVES, OVALS & RECTANGLES

SOFT SEATING, RECEPTION & BREAKOUT



When used alone, or when accompanying fellow products from the Cubes and Arrows collection, Curves and Ovals add a playful edge whereas Rectangles add practicality and space. These simple shapes can revitalise any reception, breakout or lounge area.

- Simple to configure.
- Multiple options.
- Perfect for a number of different areas.

Product Features



Foot Colours



Additional Information

Available in a variety of fabrics.



EC2
2 Seater Curve with Glides

Band 1
Band 2
Band 3
Band 4
Band 5
Band 6
Band 7
Leather Group 1 POA



EC2M
2 Seater Curve Metal Legs

Band 1
Band 2
Band 3
Band 4
Band 5
Band 6
Band 7
Leather Group 1 POA



ER2
2 Seater Oval

Band 1
Band 2
Band 3
Band 4
Band 5
Band 6
Band 7
Leather Group 1 POA



ER2M
2 Seater Oval with Metal Legs

Band 1
Band 2
Band 3
Band 4
Band 5
Band 6
Band 7
Leather Group 1 POA



ES02
2 Seater Unit with Glides

Band 1
Band 2
Band 3
Band 4
Band 5
Band 6
Band 7
Leather Group 1



ES02M
2 Seater Unit with Metal Legs

Band 1
Band 2
Band 3
Band 4
Band 5
Band 6
Band 7
Leather Group 1

CURVES, OVALS & RECTANGLES

SOFT SEATING, RECEPTION & BREAKOUT



LS35

SOFT SEATING, RECEPTION & BREAKOUT



A developed version of Moons & Rounds brings the LS35 collection, a tapered silhouette with contrasting cushioned top.

Matching coffee tables and dining tables are also available to create an informal dining space or breakout area.

Product Features



Additional Information

Table tops available in all standard 25mm GOF MFC.



LS35A
Tapered Stool with Glides

- Band 1
- Band 2
- Band 3
- Band 4
- Band 5
- Band 6
- Band 7



LS35B
Low Table
385mm Coffee Height

- Band 1
- Band 2
- Band 3
- Band 4
- Band 5
- Band 6
- Band 7




LS35C
High Table
710mm Dining Height

- Band 1
- Band 2
- Band 3
- Band 4
- Band 5
- Band 6
- Band 7





Camira Blazer Silcoates CUZ30 (Band 4) Base and Camira Blazer Plymouth CUZ1R (Band 4) Top and White MFC



Reception,
Breakout &
Soft Seating

INTRODUCTION

BEAM SEATING





Items are available in a variety of fabrics. A number of products possess certain upholstery restrictions - these are therefore available in selected fabrics only and are identified within this brochure.

For further information regarding fabric suitability - Please contact our Sales Department



Arms are available on designated product ranges as indicated within the relevant product thumbnails. Colour / Finish options are indicated on relevant product pages - where applicable.

For further information regarding Arm options - Please contact our Sales Department.



Items include Reflex Foam Structure as standard.

Level 'S' tested to BS5459: Part 2: 2000.

Extreme Comfort.

Consistent Shape Retention.

Durability and long life.

Excellent Fire Retardant Properties.

We recommend that you request fabric samples prior to ordering.

Two tone upholstery is available on selected products.
Please contact our Sales Department for further information.

You can find dimensions for all products in the technical data section of this brochure.

Please Note: All images shown are for illustrative purposes.

Some aspects of certain products may differ.
Please contact our customer services department with any queries.


SJX BEAM

BEAM SEATING



SJX Beam is the perfect seating solution for a variety of applications, with fully upholstered, mesh back and upholstered seat or plastic seat and back options and four coloured plastics. The shape of the seat back promotes good posture for long periods of sitting, preventing back ache. For areas with high traffic, alternative floor fixing end frames are offered to allow for units to be bolted to the floor for health and safety reasons. SJX Beam is available as two, three, four or five seats with table configurations.

Plastic Colours



Frame Colours

End frames available in Black. Underframes are Black only. Polished Chrome end frames surcharge.



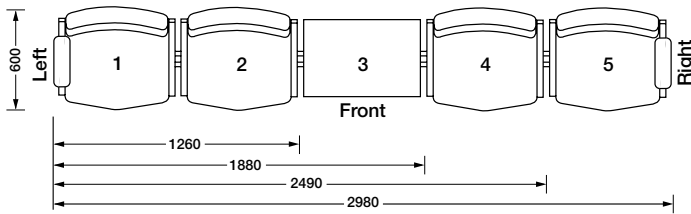
-FF alternative floor fixing end frame (Black only)

Additional Information

Tables are available in any standard MFC wood finish and can be placed in any position, please specify at point of order. Position is as viewed from the front. When ordering please state position of arms as viewed from the front. Alternative floor fixing end frames are available (please suffix code with **-FF**).

Technical Data

Seat Height: 460mm; Height Over Arms 685mm



All dimensions are approximate and are for guidance only.

SJXB2SU 2 Seats Fully Upholstered	SJXB2STU 2 Seats/1 Table Fully Upholstered	SJXB3SU 3 Seats Fully Upholstered	SJXB3STU 3 Seats/1 Table Fully Upholstered	SJXB4SU 4 Seats Fully Upholstered
Band 1	Band 1	Band 1	Band 1	Band 1
Band 2	Band 2	Band 2	Band 2	Band 2
Band 3	Band 3	Band 3	Band 3	Band 3
Band 4	Band 4	Band 4	Band 4	Band 4
Band 5	Band 5	Band 5	Band 5	Band 5
Band 6	Band 6	Band 6	Band 6	Band 6
Band 7	Band 7	Band 7	Band 7	Band 7





SJX BEAM BEAM SEATING

<p>SJXB4STU 4 Seats/ 1 Table Fully Upholstered</p> <hr/> <p>Band 1 Band 2 Band 3 Band 4 Band 5 Band 6 Band 7</p>	<p>SJXB5SU 5 Seats Fully Upholstered</p> <hr/> <p>Band 1 Band 2 Band 3 Band 4 Band 5 Band 6 Band 7</p>	<p>SJXB2SM 2 Seats Mesh Back/Upholstered Seat</p> <hr/> <p>Band 1 Band 2 Band 3 Band 4 Band 5 Band 6 Band 7</p>	<p>SJXB2STM 2 Seats/1 Table Mesh Back/Upholstered Seat</p> <hr/> <p>Band 1 Band 2 Band 3 Band 4 Band 5 Band 6 Band 7</p>	<p>SJXB3SM 3 Seats Mesh Back/Upholstered Seat</p> <hr/> <p>Band 1 Band 2 Band 3 Band 4 Band 5 Band 6 Band 7</p>
<p>SJXB3STM 3 Seats/1 Table Mesh Back/Upholstered Seat</p> <hr/> <p>Band 1 Band 2 Band 3 Band 4 Band 5 Band 6 Band 7</p>	<p>SJXB4SM 4 Seats Mesh Back/Upholstered Seat</p> <hr/> <p>Band 1 Band 2 Band 3 Band 4 Band 5 Band 6 Band 7</p>	<p>SJXB4STM 4 Seats/ 1 Table Mesh Back/Upholstered Seat</p> <hr/> <p>Band 1 Band 2 Band 3 Band 4 Band 5 Band 6 Band 7</p>	<p>SJXB5SM 5 Seats Mesh Back/Upholstered Seat</p> <hr/> <p>Band 1 Band 2 Band 3 Band 4 Band 5 Band 6 Band 7</p>	<p>SJXB2SP 2 Seats Plastic Seat & Back</p> <hr/> <p>Price</p>
<p>SJXB2STP 2 Seats/1 Table Plastic Seat & Back</p> <hr/> <p>Price</p>	<p>SJXB3SP 3 Seats Plastic Seat & Back</p> <hr/> <p>Price</p>	<p>SJXB3STP 3 Seats/1 Table Plastic Seat & Back</p> <hr/> <p>Price</p>	<p>SJXB4SP 4 Seats Plastic Seat & Back</p> <hr/> <p>Price</p>	<p>SJXB4STP 4 Seats/ 1 Table Plastic Seat & Back</p> <hr/> <p>Price</p>
<p>SJXB5SP 5 Seats Plastic Seat & Back</p> <hr/> <p>Price</p>	<p>SJXBARM Optional Black Moulded Arm (pair)</p> <hr/> <p>Price</p>	<p>-FF Floor fixing end frame Surcharge per unit</p> <hr/> <p>Price</p>		



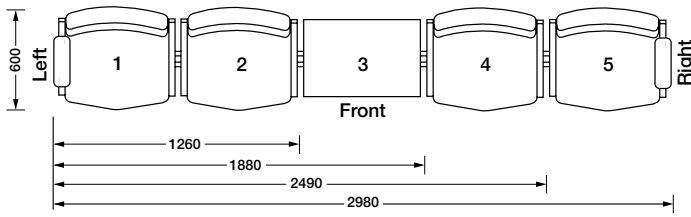
ZELA BEAM BEAM SEATING



Zela Beam is a versatile and comfortable, modern polypropylene conference seat, which utilises the very latest moulding techniques, with fully upholstered, upholstered seat or plastic seat and back options, and the opportunity to choose from a selection of eight coloured plastics to personalise your space. This hard wearing, elegant and versatile, Beam Seating range is perfect for small reception areas, large waiting rooms and transport lounges. Zela Beam is available as two, three, four or five seats with table configurations.

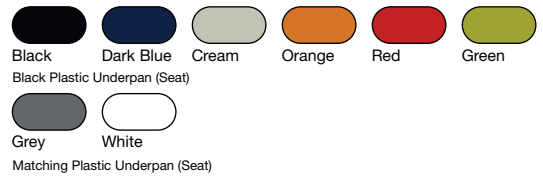
Technical Data

Seat Height: 460mm; Height Over Arms 685mm



All dimensions are approximate and are for guidance only.

Plastic Colours



Frame Colours

End frames available in Black. Underframes are Black only. Polished Chrome end frames surcharge.

Additional Information

Tables are available in any standard MFC wood finish and can be placed in any position, please specify at point of order. Position is as viewed from the front. Fully upholstered has a choice of Black, White or Grey shell. Underpan Black as standard except when White or Grey back plastics are used, which have matching underpans / Back Plastic (Un-upholstered) available in a choice of 8 colours. When ordering please state position of arms as viewed from the front.

ZLB2BP 2 Seats Fully Upholstered	ZLB2TBP 2 Seats/1 Table Fully Upholstered	ZLB3BP 3 Seats Fully Upholstered	ZLB3TBP 3 Seats/1 Table Fully Upholstered	ZLB4BP 4 Seats Fully Upholstered
Band 1	Band 1	Band 1	Band 1	Band 1
Band 2	Band 2	Band 2	Band 2	Band 2
Band 3	Band 3	Band 3	Band 3	Band 3
Band 4	Band 4	Band 4	Band 4	Band 4
Band 5	Band 5	Band 5	Band 5	Band 5
Band 6	Band 6	Band 6	Band 6	Band 6
Band 7	Band 7	Band 7	Band 7	Band 7





ZELA BEAM BEAM SEATING

<p>ZLB4TBP 4 Seats/1 Table Fully Upholstered</p> <hr/> <p>Band 1 Band 2 Band 3 Band 4 Band 5 Band 6 Band 7</p>	<p>ZLB5BP 5 Seats Fully Upholstered</p> <hr/> <p>Band 1 Band 2 Band 3 Band 4 Band 5 Band 6 Band 7</p>	<p>ZLB2SP 2 Seats Plastic back/upholstered seat</p> <hr/> <p>Band 1 Band 2 Band 3 Band 4 Band 5 Band 6 Band 7</p>	<p>ZLB2TSP 2 Seats/1 Table Plastic back/upholstered seat</p> <hr/> <p>Band 1 Band 2 Band 3 Band 4 Band 5 Band 6 Band 7</p>	<p>ZLB3SP 3 Seats Plastic back/upholstered seat</p> <hr/> <p>Band 1 Band 2 Band 3 Band 4 Band 5 Band 6 Band 7</p>
<p>ZLB3TSP 3 Seats/1 Table Plastic back/upholstered seat</p> <hr/> <p>Band 1 Band 2 Band 3 Band 4 Band 5 Band 6 Band 7</p>	<p>ZLB4SP 4 Seats Plastic back/upholstered seat</p> <hr/> <p>Band 1 Band 2 Band 3 Band 4 Band 5 Band 6 Band 7</p>	<p>ZLB4TSP 4 Seats/1 Table Plastic back/upholstered seat</p> <hr/> <p>Band 1 Band 2 Band 3 Band 4 Band 5 Band 6 Band 7</p>	<p>ZLB5SP 5 Seats Plastic back/upholstered seat</p> <hr/> <p>Band 1 Band 2 Band 3 Band 4 Band 5 Band 6 Band 7</p>	<p>ZLB2SX 2 Seats Plastic seat & back</p> <hr/> <p>Price</p>
<p>ZLB2TSX 2 Seats/1 Table Plastic seat & back</p> <hr/> <p>Price</p>	<p>ZLB3SX 3 Seats Plastic seat & back</p> <hr/> <p>Price</p>	<p>ZLB3TSX 3 Seats/1 Table Plastic seat & back</p> <hr/> <p>Price</p>	<p>ZLB4SX 4 Seats Plastic seat & back</p> <hr/> <p>Price</p>	<p>ZLB4TSX 4 Seats/1 Table Plastic seat & back</p> <hr/> <p>Price</p>
<p>ZLB5SX 5 Seats Plastic seat & back</p> <hr/> <p>Price</p>	<p>ZLBARM Black Arm (each)</p> <hr/> <p>Price</p>	<p>Polished Aluminium Arm surcharge (each)</p> <hr/> <p>Price</p>		



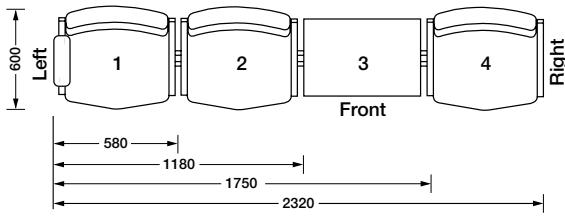
ELSA TRIANGULAR BEAM BEAM SEATING



Elsa Beam is a premium and robust beam system that lends the design from our Heavy Duty chair range for a secure and comfortable waiting room row seat. The units are ideal for hospital and medical reception rooms, waiting areas and other public area environments. The fully upholstered CMHR foam back is offered in high, full and three-quarter size with a similarly upholstered seat for ultra-comfort for long periods of sitting. Elsa Beam is available as two, three or four seats with table configurations and a choice of a triangular frame or angular frame for a modern look and premium feel. Triangular end frames have pre-drilled holes for floor fixing.

Technical Data

Seat Height: 490mm; Height Over Arms 625mm



All dimensions are approximate and are for guidance only.

EHR2 2 Seats High Back	EHR2T 2 Seats/1 Table High Back	EHR3 3 Seats High Back	EHR3T 3 Seats/1 Table High Back	EHR4 4 Seats High Back
Band 1	Band 1	Band 1	Band 1	Band 1
Band 2	Band 2	Band 2	Band 2	Band 2
Band 3	Band 3	Band 3	Band 3	Band 3
Band 4	Band 4	Band 4	Band 4	Band 4
Band 5	Band 5	Band 5	Band 5	Band 5
Band 6	Band 6	Band 6	Band 6	Band 6
Band 7	Band 7	Band 7	Band 7	Band 7



Frame Colours



Additional Information

Tables are available in any standard MFC wood finish and can be placed in any position, please specify at point of order. Position is as viewed from the front.

When ordering arms please state position of as viewed from the front.

Optional Moulded Arm (each)



2 Year
Guarantee

ELSA TRIANGULAR BEAM BEAM SEATING

EFR2
2 Seats Full Back

Band 1
Band 2
Band 3
Band 4
Band 5
Band 6
Band 7

EFR2T
2 Seats/1 Table Full Back

Band 1
Band 2
Band 3
Band 4
Band 5
Band 6
Band 7

EFR3
3 Seats Full Back

Band 1
Band 2
Band 3
Band 4
Band 5
Band 6
Band 7

EFR3T
3 Seats/1 Table Full Back

Band 1
Band 2
Band 3
Band 4
Band 5
Band 6
Band 7

EFR4
4 Seats Full Back

Band 1
Band 2
Band 3
Band 4
Band 5
Band 6
Band 7

EQR2
2 Seats 3/4 Back

Band 1
Band 2
Band 3
Band 4
Band 5
Band 6
Band 7

EQR2T
2 Seats/1 Table 3/4 Back

Band 1
Band 2
Band 3
Band 4
Band 5
Band 6
Band 7

EQR3
3 Seats 3/4 Back

Band 1
Band 2
Band 3
Band 4
Band 5
Band 6
Band 7

EQR3T
3 Seats/1 Table 3/4 Back

Band 1
Band 2
Band 3
Band 4
Band 5
Band 6
Band 7

EQR4
4 Seats 3/4 Back

Band 1
Band 2
Band 3
Band 4
Band 5
Band 6
Band 7

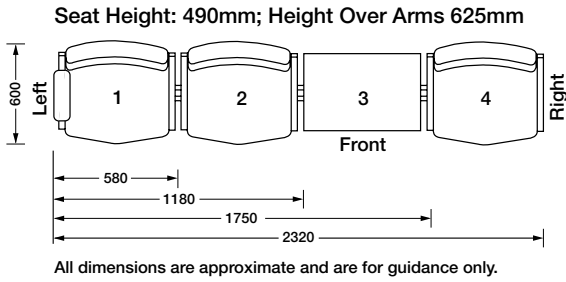


ELSA ANGULAR BEAM BEAM SEATING

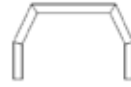
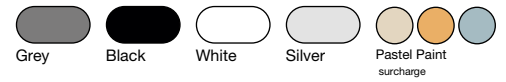


Elsa Beam is a premium and robust beam system that lends the design from our Heavy Duty chair range for a secure and comfortable waiting room row seat. The units are ideal for hospital and medical reception rooms, waiting areas and other public area environments. The fully upholstered CMHR foam back is offered in high, full and three-quarter size with a similarly upholstered seat for ultra-comfort for long periods of sitting. Elsa Beam is available as two, three or four seats with table configurations and a choice of a triangular frame or angular frame for a modern look and premium feel.

Technical Data



Frame Colours



Additional Information

Tables are available in any standard MFC wood finish and can be placed in any position, please specify at point of order. Position is as viewed from the front.

When ordering arms please state position of as viewed from the front.

Optional Moulded Arm (each)



EHA2 2 Seats High Back	EHA2T 2 Seats/1 Table High Back	EHA3 3 Seats High Back	EHA3T 3 Seats/1 Table High Back	EHA4 4 Seats High Back
Band 1	Band 1	Band 1	Band 1	Band 1
Band 2	Band 2	Band 2	Band 2	Band 2
Band 3	Band 3	Band 3	Band 3	Band 3
Band 4	Band 4	Band 4	Band 4	Band 4
Band 5	Band 5	Band 5	Band 5	Band 5
Band 6	Band 6	Band 6	Band 6	Band 6
Band 7	Band 7	Band 7	Band 7	Band 7



2 Year
Guarantee

ELSA ANGULAR BEAM BEAM SEATING

EFA2 2 Seats Full Back

Band 1
Band 2
Band 3
Band 4
Band 5
Band 6
Band 7

EFA2T 2 Seats/1 Table Full Back

Band 1
Band 2
Band 3
Band 4
Band 5
Band 6
Band 7

EFA3 3 Seats Full Back

Band 1
Band 2
Band 3
Band 4
Band 5
Band 6
Band 7

EFA3T 3 Seats/1 Table Full Back

Band 1
Band 2
Band 3
Band 4
Band 5
Band 6
Band 7

EFA4 4 Seats Full Back

Band 1
Band 2
Band 3
Band 4
Band 5
Band 6
Band 7

EQA2 2 Seats 3/4 Back

Band 1
Band 2
Band 3
Band 4
Band 5
Band 6
Band 7

EQA2T 2 Seats/1 Table 3/4 Back

Band 1
Band 2
Band 3
Band 4
Band 5
Band 6
Band 7

EQA3 3 Seats 3/4 Back

Band 1
Band 2
Band 3
Band 4
Band 5
Band 6
Band 7

EQA3T 3 Seats/1 Table 3/4 Back

Band 1
Band 2
Band 3
Band 4
Band 5
Band 6
Band 7


EQA4 4 Seats 3/4 Back

Band 1
Band 2
Band 3
Band 4
Band 5
Band 6
Band 7



INTRODUCTION

TECHNICAL INFORMATION



BEAM SEATING SPECIFICATION

TECHNICAL INFORMATION

Please circle required configuration and forward to our Sales Dept. with official order.
Please note only certain ranges are available with five seats.

S = Seat

T = Table

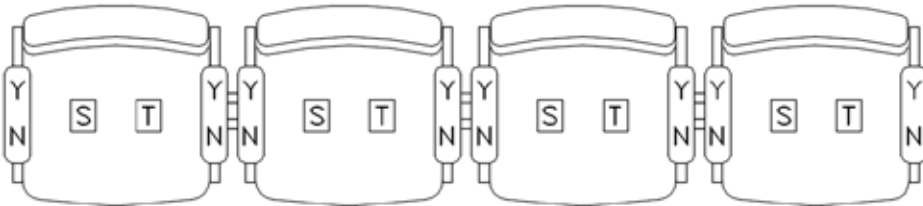
Y or N = Arm (Yes or No)

5 Seat or 4 Seat/1 Table



Front of unit.

4 Seat or 3 Seat/1 Table



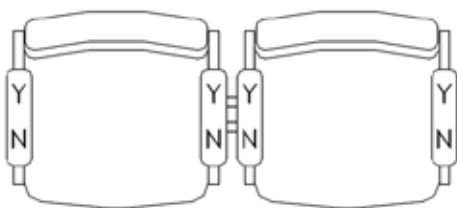
Front of unit.

3 Seat or 2 Seat/1 Table

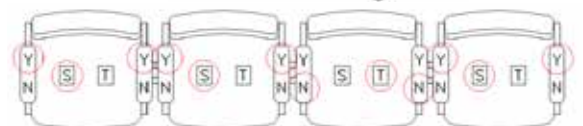


Front of unit.

2 Seat



Front of unit.



Example

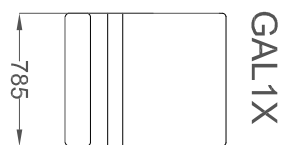
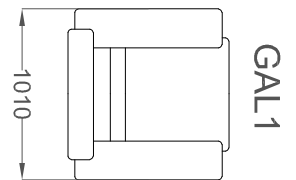
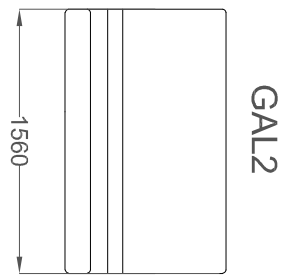
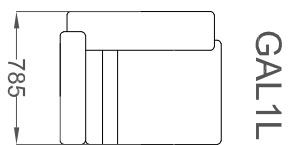
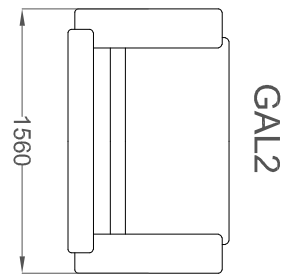
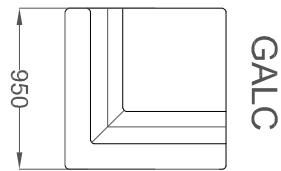
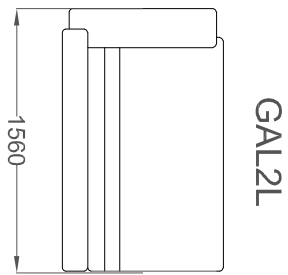
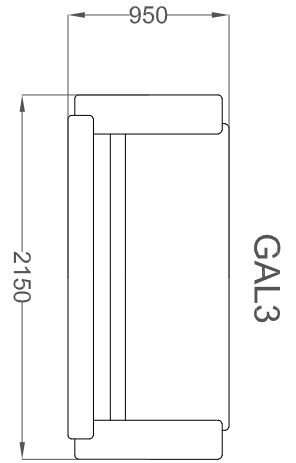
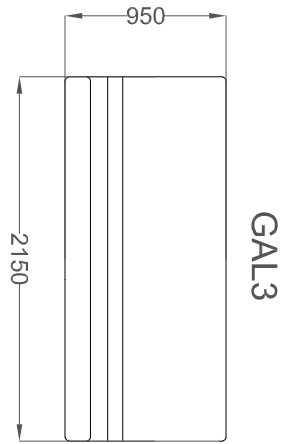
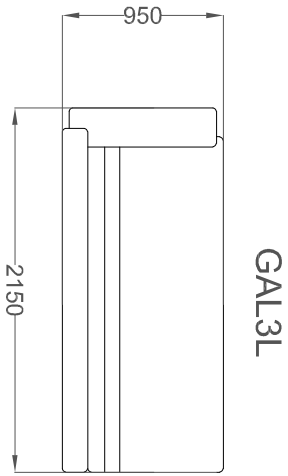
GALLEN DIMENSIONS

TECHNICAL INFORMATION

- Available with optional fitted service modules where shown.
- Each module contains 1x UK power outlet and 1x twin USB fast charge outlet. Supplied with 3m lead to UK plug.
- Suffix code with 'P' to specify sofa with service module.

Additional Information
All dimensions are approximate and should be used as a guide only.

● Denotes position of service module.



TAKE UP BOOTH DIMENSIONS

TECHNICAL INFORMATION

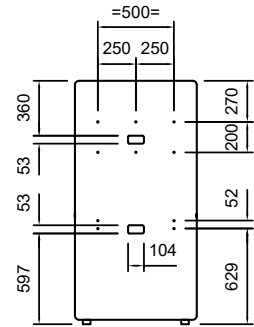
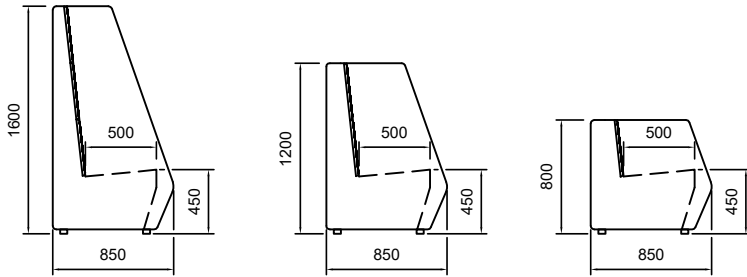
A variation of our high-back Take Up sofa system.

- All connector walls are supplied with concealed fixings for TV bracket or table use.
- Tables are supplied with square flat bases and fixing brackets.

Additional Information

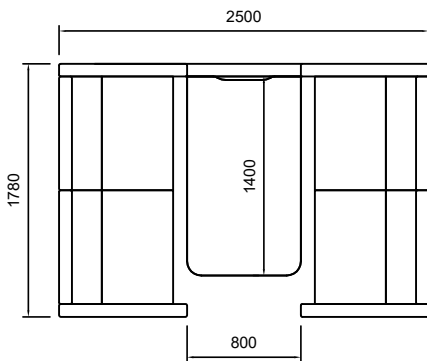
All dimensions are in millimetres (mm), are approximate and should be used as a guide only.

Unit Side Views

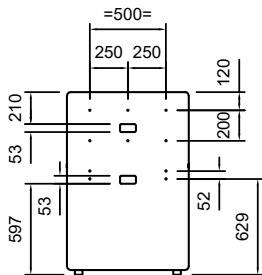
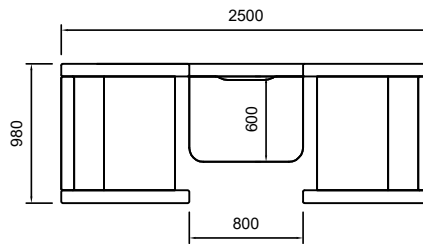


1600 High Connector Wall fixings & cut out positions.

4 User Unit Plan View

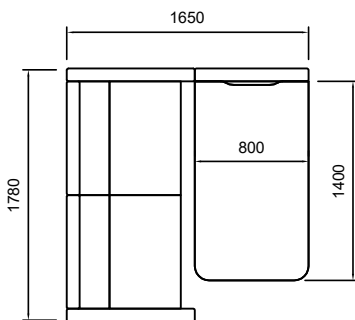


2 User Unit Plan View

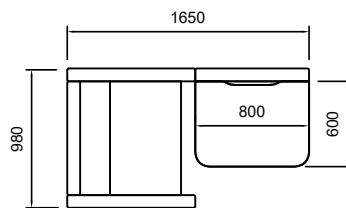


1200 High Connector Wall fixings & cut out positions.

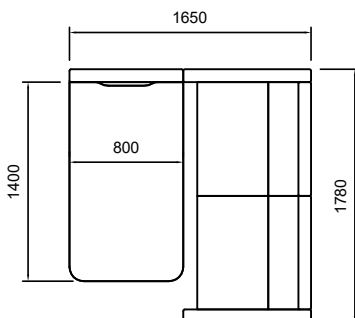
2 User R/Hand Unit Plan View



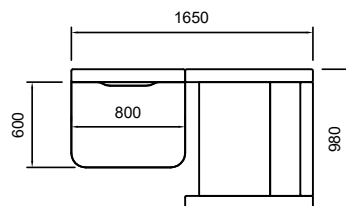
1 User R/Hand Unit Plan View



2 User L/Hand Unit Plan View



1 User L/Hand Unit Plan View



SEATING DIMENSIONS

TECHNICAL INFORMATION

Adlington										
	AO/4	AO/4A2	AO/4A8	AO/9	AO/9A2	AO/9A8	AOC	AOC/A2	AOD/4	AOD/4A2
OA Height:	970-1200	970-1200	970-1200	970-1200	970-1200	970-1200	990	990	1125 - 1495	1125 - 1495
OA Width:	640	640	640	640	640	640	490	580	640	640
OA Depth:	640	640	640	640	640	640	600	600	640	640
OA Arm Height:	-	575-705	645-820	-	575-705	645-820	-	685	-	725 - 1090
Seat Height:	480-585	480-585	480-585	480-585	480-585	480-585	495	495	640-890	640-890
Seat Width:	490	490	490	490	490	490	490	490	490	490
Seat Depth:	465	465	465	465	465	465	465	465	465	465

Adlington		
	AO/4A13	AO/9A13
OA Height:	970-1200	970-1200
OA Width:	640	640
OA Depth:	640	640
OA Arm Height:	605-775	605-775
Seat Height:	480-585	480-585
Seat Width:	490	490
Seat Depth:	465	465

Adlington Mesh									
	AM/4	AM/4A2	AM4A8	AM/9	AM/9A2	AM/9A8	AMD/4	AMD/4A2	
OA Height:	1015-1245	1015-1245	1015-1245	1015-1245	1015-1245	1015-1245	1125 - 1495	1125 - 1495	
OA Width:	640	640	640	640	640	640	640	640	
OA Depth:	640	640	640	640	640	640	640	640	
OA Arm Height:	-	575-705	645-820	-	575-705	645-820	-	725-1090	
Seat Height:	480-585	480-585	480-585	480-585	480-585	480-585	640-890	640-890	
Seat Width:	490	490	490	490	490	490	490	490	
Seat Depth:	465	465	465	465	465	465	465	465	

Adore								
	AD1	AD2	AD3	AD5	AD11	AD12	AD13	AD14
OA Height:	820	700	950	820	790	925	800	855
Seat Height:	400	400	760	460	430	460	435	495
OA Width:	660	660	500	570	580	580	580	580
OA Depth:	560	560	480	530	600	600	600	600

Alvier Wooden Leg								
	NS1BW	NS2BW	NS1HW	NS2HW	NS1W	NS2W	NS2PBW	NS2PHW
OA Height:	750	750	830	830	450	450	750	830
Seat Height:	450	450	450	450	450	450	450	450
OA Width:	980	1600	980	1600	980	1600	1600	1600
OA Depth:	680	680	680	680	680	680	680	680

Alvier Sled Leg								
	NS1BS	NS2BS	NS1HS	NS2HS	NS1S	NS2S	NS2PBS	NS2PHS
OA Height:	750	750	830	830	450	450	750	830
Seat Height:	450	450	450	450	450	450	450	450
OA Width:	980	1600	980	1600	980	1600	1600	1600
OA Depth:	680	680	680	680	680	680	680	680

Alvier Tube Leg								
	NS1BM	NS2BM	NS1HM	NS2HM	NS1M	NS2M	NS2PBM	NS2PHM
OA Height:	750	750	830	830	450	450	750	830
Seat Height:	450	450	450	450	450	450	450	450
OA Width:	980	1600	980	1600	980	1600	1600	1600
OA Depth:	680	680	680	680	680	680	680	680

Atrium				
	ATF1W	ATF2W	ATF1	ATF2
OA Height:	880	880	880	880
Seat Height:	460	460	460	460
OA Width:	600	1200	600	1200
OA Depth:	610	610	610	610

Betibo			
	TIB1	TIB1A	TIB2
OA Height:	820	820	910
OA Width:	510	510	500
OA Depth:	500	500	490
Seat Height:	450	450	775
Seat Width:	460	470	400
Arm Height:	N/A	650	N/A

Betsy							
	BETS	BET4	BET4W	BETP	BETPW	BETZ	BETPZ
OA Height:	790	702-802	760-860	790	850	790	790
Seat Height:	480	392-492	450-550	480	540	480	480
OA Width:	650	650	650	650	650	650	650
OA Depth:	610	610	610	610	610	610	610

Betsy Sofa		
	BET2Z	BET2S
OA Height:	800	800
Seat Height:	470	470
OA Width:	1240	1240
OA Depth:	670	670

Bretten		
	BRE1	BREHS
OA Height:	825	1070
OA Width:	480	480
OA Depth:	505	505
Seat Height:	450	760

SEATING DIMENSIONS

TECHNICAL INFORMATION

Bromley 24/7

	AXR24/7	AXR24/7A22	AX24/7	AX24/7A22
OA Height:	1205-1360	1205-1360	1015-1175	1015-1175
OA Width:	680	705	680	705
OA Depth:	680	680	680	680
OA Arm Height:	-	610-860	-	610-860
Seat Height:	510-610	510-610	510-610	510-610
Seat Width:	520	520	520	520
Seat Depth:	590	590	590	590

Cafe/Bistro

	TS20W(SP)	TC4D(SP)	TC34N(SP)	TVR1(SP)	EG04N(SP)	EG04W(SP)	EG05N(SP)	EG05W(SP)
OA Height:	835	850	850	850	850	850	845	845
Seat Height:	460	510	500	500	450	450	450	450
OA Width:	495	490	510	510	510	510	510	510
OA Depth:	445	450	455	455	450	450	450	450

Chatte

	CH1W	CH2W	CH3W	CH1M	CH2M	CH3M
OA Height:	750	750	750	750	750	750
Seat Height:	430	430	430	430	430	430
OA Width:	720	1360	1830	720	1360	1830
OA Depth:	670	670	670	670	670	670

Claire

	CY1	CY2	CY3
OA Height:	880	880	880
Seat Height:	420	420	420
OA Width:	920	1360	1910
OA Depth:	900	900	900

Coso

	COS4	COS4A	COS65	COS75
OA Height:	795	805	820	920
OA Width:	465	565	445	445
OA Depth:	545	545	480	480
Seat Height:	445	445	655	755

Cubes and Arrows

	ES01	ES01M	ES01C	AR1	AR1M
OA Height:	460	460	460	460	460
Seat Height:	460	460	460	460	460
OA Width:	500	500	500	770	770
OA Depth:	500	500	500	500	500

Curves, Ovals and Rectangles

	EC2	EC2M	ER2	ER2M	ES02	ES02M
OA Height:	460	460	460	460	460	460
Seat Height:	460	460	460	460	460	460
OA Width:	1200	1200	1200	1200	1230	1230
OA Depth:	500	500	450	450	500	500

Gallen

	GAL1	GAL2	GAL3	GAL1H	GAL2H	GAL3H
OA Height:	850	850	850	1190	1190	1190
Seat Height:	480	480	480	480	480	480
OA Width:	1010	1560	2150	1010	1560	2150
OA Depth:	950	950	950	950	950	950

Garò

	KARG1
OA Height:	820
OA Width:	480
OA Depth:	470
Seat Height:	460

GC5

	GC5B1	GC5B2
OA Height:	850	850
OA Width:	455	455
OA Depth:	680	680
Seat Height:	640	640

GC7

	GC7A1	GC7B1	GC7C1	GC7C2	GC7D1	GC7D2	GC7E1	GC7E2
OA Height:	855	855	855	900	790-900	835-945	700-900	835-945
OA Width:	598	598	650	650	650	650	650	650
OA Depth:	540	540	610	610	610	610	610	610
Seat Height:	465	465	465	510	400-510	445-555	400-510	445-555

GD2

	GD2A1	GD2A2	GD2A5	GD2A6	GD2B1	GD2B2	GD2B5	GD2B6
OA Height:	699	414	699	414	751	462	751	466
OA Width:	455.5	380	1050	1050	400	400	1070	1070
OA Depth:	455.5	380	454.9	380	400	400	400	400
Seat Height:	699	414	699	414	751	462	751	466

GD3

	GD3B1	GD3B2	GD3B3
OA Height:	800	450	450
OA Width:	360	360	360
OA Depth:	360	360	360
Seat Height:	800	450	450

SEATING DIMENSIONS

TECHNICAL INFORMATION

G Series Fabric

	GSR/7	GS/7	GSC	GSCA
OA Height:	1210-1380	1070-1240	960	960
OA Width:	680	680	530	530
OA Depth:	680	680	525	525
OA Arm Height: -	-	-	-	-
Seat Height:	470-560	470-560	450	450
Seat Width:	490	490	455	455
Seat Depth:	430-470	430-470	460	460

G Series Mesh

	GSMR/7	GSM/7	GSMC	GSMCA
OA Height:	1210-1380	1070-1240	960	960
OA Width:	680	680	530	53
OA Depth:	680	680	525	525
OA Arm Height: -	-	-	-	-
Seat Height:	470-560	470-560	450	450
Seat Width:	490	490	455	455
Seat Depth:	430-470	430-470	460	460

Harlequin Executive

	HQHE-SB1	HQME-SB1	HQEC-SB1
OA Height:	1165-1300	950 - 1080	920
OA Width:	650	650	630
OA Depth:	650	650	640
OA Arm Height:	720 - 810	720 - 810	670
Seat Height:	455 - 590	455 - 590	435
Seat Width:	515	515	515
Seat Depth:	470	470	470

Harlequin Mesh

	HQHM	HQHM/8	HQHM/A13
OA Height:	1100-1250	1100-1250	1100-1250
OA Width:	700	700	700
OA Depth:	700	700	700
OA Arm Height:	-	680-865	640-820
Seat Height:	510-600	510-600	510-600
Seat Width:	500	500	500
Seat Depth:	440	440	440

Heavy Duty

	110C	120SM	110SWT	LOS1	230	240M	210S	220M	310	320M
OA Height:	840	840	840	840	865	865	860	860	855	860
OA Width:	510	600	550	526	575	600	585	600	575	590
OA Depth:	550	550	550	550	615	625	615	625	575	575
OA Arm Height:	-	620	-	-	-	630	-	630	-	625
Seat Height:	450	450	450	450	485	485	465	475	485	485
Seat Width:	460	460	460	460	515	515	515	515	515	515
Seat Depth:	475	475	475	475	485	485	485	485	485	485

	330	340M	BAR2	BAR3	420M	410S
OA Height:	870	870	860	860	960	960
OA Width:	590	590	700	700	590	575
OA Depth:	575	575	575	575	575	575
OA Arm Height:	-	625	625	625	625	-
Seat Height:	485	485	485	485	485	485
Seat Width:	515	515	625	625	515	515
Seat Depth:	485	485	485	485	485	485

Hour

	HR1W	HR1N	HR1SW	HR1SN
OA Height:	810	810	1060	1060
OA Width:	540	540	440	440
OA Depth:	540	540	460	460
Seat Height:	460	460	725	725

Hecta

	HECS	HECW	HECP
OA Height:	1200	1200	1200
OA Width:	820	820	820
OA Depth:	760	760	760
Seat Height:	430	430	430

Industrial

	INPU/16	INDPU/16	INS/R	INDS/P	INS/P
OA Height:	785-1020	1000-1330	400-505	665-915	580-830
OA Width:	640	640	640	640	640
OA Depth:	640	640	640	640	640
Arm Height:	-	-	-	-	-
Seat Height:	410-525	580-810	400-505	665-810	580-830
Seat Width:	470	460	350	350	350
Seat Depth:	420	415	350	350	350

Izzy

	IZH1(FA)	IZH2(FA)	IZLO1(FA)	IZLO2(FA)
OA Height:	1180	1180	800	800
Seat Height:	460	460	460	460
OA Width:	760	1400	760	1400
OA Depth:	770	770	770	770

Izzy Lite

	IZLT	IZLTS	IZLTW
OA Height:	800	800	782
Seat Height:	460	460	442
OA Width:	620	620	620
OA Depth:	570	570	570

SEATING DIMENSIONS

TECHNICAL INFORMATION

Kast						
	KASFMA2	KASFMA1	KASVMA2	KASLBFMA2	KASLBFMA1	KASLBVMA2
OA Height:	1030-1140	1020-1130	1060	1018 – 1140	1020 – 1130	1048
Seat Height:	530	530	530	530	530	530
OA Width:	640	645	640	640	645	640
OA Depth:	470-570	460-550	490	470-570	460-550	490

Kempton			
	K1	KA	KWMA
OA Height:	800	800	800
OA Width:	510	600	625
OA Depth:	565	565	675
OA Arm Height:	-	670	670
Seat Height:	460	460	460
Seat Width:	460	460	460
Seat Depth:	450	450	450

Klyro High Back							
	KLY1H8	KLY1H1	KLY1H4	KLY1H2	KLY1H7	KLY1H5	KLY1H3
OA Height:	1040	1060	1030	1060	1060	1060	1060
OA Width:	800	800	800	800	800	800	800
OA Depth:	780	780	780	780	780	780	780
Seat Height:	410	430	400	430	430	430	430

	KLY2H4	KLY2H2	KLY2H3	KLY2H7
OA Height:	1060	1060	1060	1060
OA Width:	1440	1440	1440	1440
OA Depth:	780	780	780	780
Seat Height:	430	430	430	430

Klyro Low Back							
	KLY1L8	KLY1L1	KLY1L4	KLY1L2	KLY1L7	KLY1L5	KLY1L3
OA Height:	800	820	790	820	820	820	820
OA Width:	800	800	800	800	800	800	800
OA Depth:	780	770	770	770	770	770	770
Seat Height:	410	430	400	430	430	430	430

	KLY2L4	KLY2L2	KLY2L3	KLY2L7
OA Height:	820	820	820	820
OA Width:	1440	1440	1440	1440
OA Depth:	770	770	770	770
Seat Height:	430	430	430	430

Klyro Meeting Chair								
	KLY1AR8	KLY1AR1	KLY1AR7	KLY1AR5	KLY1AR6	KLYP1	KLYP21	KLYP5
OA Height:	870	870	870	870	870	410	410	410
OA Width:	580	580	580	580	580	550	550	550
OA Depth:	630	630	630	630	630	550	550	550
Seat Height:	490	490	490	490	490	N/A	N/A	N/A

LC11 Chrome				
	LC11A1	LC11A3	LC11B1	LC11C1
OA Height:	830	840	820	820
OA Width:	535	490	540	540
OA Depth:	525	510	520	520
Seat Height:	450	460	450	450

LC11 Sled				
	LC11M1	LC11M2	LC11N1	LC11N2
OA Height:	1030	1040	1180	1190
OA Width:	480	480	500	500
OA Depth:	550	550	530	530
Seat Height:	650	660	800	810

LC11 Star				
	LC11F3	LC11G3	LC11Q3	LC11Q4
OA Height:	850	850	800-910	800-910
OA Width:	490	490	611	610
OA Depth:	500	500	570	570
Seat Height:	460	460	420-530	420-530

LC11 Stool						
	LC11K1	LC11K2	LC11L1	LC11L2	LC11P1	LC11P2
OA Height:	1050	1060	1200	1210	1030-1220	1040-1230
OA Width:	470	470	500	500	440	440
OA Depth:	500	500	500	500	490	490
Seat Height:	650	660	800	810	650-840	660-850

LC11 Wood		
	LC11H1	LC11H2
OA Height:	830	840
OA Width:	445	445
OA Depth:	510	510
Seat Height:	450	460

LC17	
	LC17A
OA Height:	790
OA Width:	580
OA Depth:	575
Seat Height:	460

SEATING DIMENSIONS

TECHNICAL INFORMATION

LC18		
	LC18C	LC18D
OA Height:	740	890
OA Width:	450	450
OA Depth:	500	500
Seat Height:	670	820

LG1 Chrome			
	LG1A1	LG1B1	LG1G1
OA Height:	815	810	970
OA Width:	580	580	525
OA Depth:	500	520	500
Seat Height:	450	450	760

LG1 Plastic	
	LG1E1
OA Height:	815
OA Width:	510
OA Depth:	480
Seat Height:	450

LG1				
	LG1A1	LG1B1	LG1G1	LG1E1
OA Height:	815	810	970	815
OA Width:	580	580	525	510
OA Depth:	500	520	500	480
Seat Height:	450	450	760	450

LG4 Chrome				
	LG4A1	LG4B1	LG4J1	LG4M1
OA Height:	825	825	1015	1130
OA Width:	510	480	510	520
OA Depth:	510	490	490	540
Seat Height:	450	450	655	760

LG4 Plastic	
	LG4E1
OA Height:	820
OA Width:	450
OA Depth:	490
Seat Height:	450

LG4 Wood				
	LG4C1	LG4K1	LG4C1UPH	LG4L1UPH
OA Height:	835	1065	835	1065
OA Width:	460	470	460	470
OA Depth:	460	480	460	480
Seat Height:	450	680	450	680

LG10		
	LG10A	LG10B
OA Height:	780	780
OA Width:	920	1680
OA Depth:	820	820
Seat Height:	470	470
Seat Width:	660	1440
Seat Depth:	660	660

LG27	
	LG27
OA Height:	460
OA Width:	590
OA Depth:	480
Seat Height:	460

LG30				
	LG30A	LG30ST	LG30HA	LG30AT
OA Height:	850	855	1100	850
OA Width:	585	620	580	585
OA Depth:	605	480	450	605
Seat Height:	407	430	750	407

LG31							
	LG31C	LG31LS	LG31HS	LG31CUS	LG31LSUS	LG31HSUS	
OA Height:	790	800	900	790	800	900	790
OA Width:	460	460	480	460	460	480	470
OA Depth:	490	495	500	490	495	500	470
Seat Height:	480	650	750	480	650	750	470

LG32		
	LG32A	LG32B
OA Height:	760	950
OA Width:	460	450
OA Depth:	560	480
Seat Height:	490	770

LG33		
	LG33A	LG33B
OA Height:	790	790
OA Width:	590	590
OA Depth:	570	570
Seat Height:	450	450

SEATING DIMENSIONS

TECHNICAL INFORMATION

LS24										
	LS24A1	LS24A2	LS24B1	LS24B2	LS24C1	LS24C2	LS24D1	LS24D2	LS24E1	LS24E2
OA Height:	710	860	710	860	710	860	710	860	710	860
OA Width:	610	610	1210	1210	1710	1710	1045	1045	1741	1741
OA Depth:	670	670	670	670	670	670	900	900	1256	1256
Seat Height:	460	460	460	460	460	460	460	460	460	460

LS25				
	LS25A	LS25B	LS25C	LS25D
OA Height:	800	810	780	880
OA Width:	460	615	420	420
OA Depth:	550	550	490	490
Seat Height:	430	430	630	730
Seat Width:	-	460	-	-

LS36				
	LS36A	LS36B	LS36C	LS36D
OA Height:	790	800	810	1105
OA Width:	540	540	560	544
OA Depth:	525	525	525	525
Seat Height:	450	450	450	755

LS37	
	LS37A
Seat:	300ø
Base:	400
Seat Height:	590-840

Lynstock Choice				
	910	910RM	910LM	910AM
OA Height:	830	830	830	830
OA Width:	590	590	590	590
OA Depth:	730	730	730	730
Seat Height:	410	410	410	410

Masca										
	MASC2	MASC4	MASC11	MASC12	MASC13	MASC14	MASC21	MASC22	MASC23	MASC24
OA Height:	1020	770	790-930	800-910	835	900	1020-1160	1030-1140	1065	1130
Seat Height:	440	440	420-550	430-540	470	540	420-550	430-540	470	540
OA Width:	595	595	630	630	630	630	630	630	630	630
OA Depth:	580	580	680	680	680	680	680	680	680	680

Meeting Chair										
	M1	MA	MW	M1SP	MASP	MWSP	M1SBP	MASBP	MWSBP	
OA Height:	760	760	760	760	760	760	760	760	760	
OA Width:	465	525	525	465	525	525	465	525	525	
OA Depth:	525	525	525	525	525	525	525	525	525	
OA Arm Height:	-	645	-	-	645	-	-	645	-	
Seat Height:	440	440	440	440	440	440	440	440	440	
Seat Width:	425	425	425	425	425	425	425	425	425	
Seat Depth:	440	440	440	440	440	440	440	440	440	

Meroux			
	MER1	MERLS	MERHS
OA Height:	835	455	770
OA Width:	450	385	440
OA Depth:	540	385	440
Seat Height:	450	455	770

Metric Executive				
	MCFB	MCHB	M4FB	M4HB
OA Height:	940	835	905	835
OA Width:	565	565	565	565
OA Depth:	630	630	575	575
OA Arm Height:	645	645	635	635
Seat Height:	460	460	460	460
Seat Width:	505	505	505	505
Seat Depth:	470	470	470	470

Metric Plus							
	MSHBM	M4HBM	MCHBM	MCHBPL	M4HBPL	MSFB	MSHB
OA Height:	815-905	835	835	835	835	920-1010	815-905
OA Width:	640	565	565	565	565	640	640
OA Depth:	640	630	630	630	630	640	640
OA Arm Height:	645	645	945	645	645	625-715	625-715
Seat Height:	460	460	460	460	460	440-530	440-530
Seat Width:	505	505	505	505	505	505	505
Seat Depth:	470	470	470	470	470	470	470

Mod		
	MOD1	MODA
OA Height:	850	850
Seat Height:	510	510
OA Width:	530	530
OA Depth:	435	435

Monoko		
	MON1S	MON2S
OA Height:	800	800
OA Width:	680	1360
OA Depth:	815	815
OA Arm Height:	630	630
Seat Height:	460	460
Seat Width:	600	1280
Seat Depth:	800	800

SEATING DIMENSIONS

TECHNICAL INFORMATION

Moons & Rounds (Rounds)

	R500	R500M	R500C	R800	R800M	R800C	R1000	R1000M	M500	M500M
OA Height:	460	460	460	460	460	460	460	460	460	460
Seat Height:	460	460	460	460	460	460	460	460	460	460
OA Width:	500	500	500	800	800	800	1000	1000	500	500
OA Depth:	500	500	500	800	800	800	1000	1000	500	500

Moons & Rounds (Moons)

	M500C	M800	M800M	M800C	M1000	M1000M
OA Height:	460	460	460	460	460	460
Seat Height:	460	460	460	460	460	460
OA Width:	500	800	800	800	1000	1000
OA Depth:	500	800	800	800	1000	1000

Motile

	MOTSF	MOT4BR
OA Height:	820	860
Seat Height:	440	450
OA Width:	650	670
OA Depth:	650	670

Move Up

	MU/7	MU/7A23	MU/7A24	MU/7A25	MUM/7	MUM/7A23	MUM/7A24	MUM/7A25	MUC	MUMC
OA Height:	975-1150	975-1150	975-1150	975-1150	1030-1200	1030-1200	1030-1200	1030-1200	1015	1070
OA Width:	680	680	680	680	680	680	680	680	520	520
OA Depth:	680	680	680	680	680	680	680	680	600	600
OA Arm Height: -	-	610	610-760	610-770	-	610	610-760	610-770	-	-
Seat Height:	470-560	470-560	470-560	470-560	470-560	470-560	470-560	470-560	500	500
Seat Width:	490	490	490	490	490	490	490	490	520	520
Seat Depth:	430-470	430-470	430-470	430-470	430-470	430-470	430-470	430-470	490	490

Nao

	NAO1	NAO2	NAO3
OA Height:	780	780	780
Seat Height:	450	450	450
OA Width:	900	1400	1900
OA Depth:	720	720	720

Neos

	NPES	NPE4	NPE4W	NPEP	NPEPW
OA Height:	790	780-790	820-920	790	850
Seat Height:	460	40-530	460-560	460	530
OA Width:	490	650	650	550	550
OA Depth:	490	650	650	550	550

Newton

	650A	651	651A	651AR	651AL	652	652A
OA Height:	1160	950	950	950	950	830	830
OA Width:	635	590	635	635	635	590	635
OA Depth:	760	700	700	700	700	675	675
Seat Height:	480	480	480	480	480	480	480

Oli

	OL4	OLA4	OLC	OL4SP	OLA4SP	OLCSP	OL4SBP	OLA4SBP	OLCSBP	OLS(SP/SBP)
OA Height:	845	845	845	845	845	845	845	845	845	1150
OA Width:	490	500	540	500	490	540	500	490	540	540
OA Depth:	535	535	510	535	535	510	535	535	510	550
OA Arm Height:	-	670	-	-	670	-	-	670	-	-
Seat Height:	460	460	460	460	460	460	460	460	460	750
Seat Width:	440	440	440	440	440	440	440	440	440	440
Seat Depth:	455	455	455	455	455	455	455	455	455	455

Onio

	ONIOU1
OA Height:	685
OA Width:	720
OA Depth:	630
Seat height:	390

Opso

	OP14BENSEAT	OP4WAYTAB
OA Height:	525	230
OA Width:	1400	460
OA Depth:	420	460

Osana Bench

	KB1SF	KB2SF	KB3SF	KBCS	KBSS	KBPC	KBTS
OA Height:	320	320	320	450	450	90	N/A
OA Width:	600	1200	1800	600	600	600	600
OA Depth:	600	600	600	600	600	600	600

Oscar

	No Headrest	Headrest
OA Height:	960-1060	1140-1240
OA Width:	650-710	650-710
OA Depth:	700	700
OA Arm Height:	260-340	260-340
Seat Height:	410-510	410-510
Seat Width:	480	480
Seat Depth:	460	460

SEATING DIMENSIONS

TECHNICAL INFORMATION

Outwood

	OR1	ORA	ORR(L)
OA Height:	820	820	820
Seat Height:	430	430	430
OA Width:	610	810	710
OA Depth:	750	750	750

Oxy

	OXY1	OXY2	OXY3
OA Height:	680	680	680
Seat Height:	430	430	430
OA Width:	840	1400	1940
OA Depth:	760	760	760

Pennine

	XO1	XO2	XO3	XO4	XO5	XO6	XO7	XO8
OA Height:	865	865	855	855	855	865	865	865
OA Width:	520	520	545	545	545	545	545	545
OA Depth:	605	605	555	555	555	555	555	555
Seat Height:	465	465	370	370	370	370	440	440

Platinum Ergo

	PLH/3	PLH/3A2	PLH/3A8	PLH/3A13	PLM/3	PLM/3A2	PLM/3A8	PLM/3A13	PLHXC
OA Height:	950-1140	950-1140	950-1140	950-1140	920-1120	920-1120	920-1120	920-1120	990
OA Width:	640	640	640	640	640	640	640	640	525
OA Depth:	640	640	640	640	640	640	640	640	600
OA Arm Height:	-	705-795	680-865	640-820	-	705-795	680-865	640-820	-
Seat Height:	420-540	420-540	420-540	420-540	420-540	420-540	420-540	420-540	480
Seat Width:	515	515	515	515	515	515	515	515	515
Seat Depth:	490	490	490	490	490	490	490	490	490

	PLMD/8	PLMD/8A2
OA Height:	1090-1460	1090-1460
OA Width:	640	640
OA Depth:	640	640
OA Arm Height:	-	830-1090
Seat Height:	640-890	640-890
Seat Width:	515	515
Seat Depth:	490	490

Platinum Mesh

	PMH/3	PMH/3A2	PMH/3A8	PMH/3A13	PMH/3A4D
OA Height:	1080-1320	1080-1320	1080-1320	1080-1320	1080-1320
OA Width:	660	660	660	660	660
OA Depth:	760	760	760	760	760
OA Arm Height:	660-840	660-840	660-840	660-840	660-840
Seat Height:	440-540	440-540	440-540	440-540	440-540
Seat Width:	520	520	520	520	520
Seat Depth:	470	470	470	470	470

Platinum Plus Squared

	PPSH/3	PPSH/3A2	PPSH/3A8	PPSH/3A13	PPSH/3A4D	PPSM/3	PPSM/3A2	PPSM/3A8	PPSM/3A13	PPSM/3A4D
OA Height:	950-1140	950-1140	950-1140	950-1140	950-1140	920-1120	920-1120	920-1120	920-1120	920-1120
OA Width:	680	680	680	680	680	680	680	680	680	680
OA Depth:	680	680	680	680	680	680	680	680	680	680
OA Arm Height:	-	705-795	680-865	640-820	640-820	-	705-795	680-865	640-820	640-820
Seat Height:	440-540	440-540	440-540	440-540	440-540	440-540	440-540	440-540	440-540	440-540
Seat Width:	515	515	515	515	515	515	515	515	515	515
Seat Depth:	490	490	490	490	490	490	490	490	490	490

	PPSHXC	PPSMXC	PPSMD/8	PPSMD/8A2
OA Height:	990	930	1140-1395	1140-1395
OA Width:	525	525	680	680
OA Depth:	600	600	680	680
OA Arm Height:	-	-	-	830-1090
Seat Height:	480	480	680-940	680-940
Seat Width:	515	515	515	515
Seat Depth:	490	490	490	490

Platinum Plus Round

	PPRBH/3	PPRBH/3A2	PPRBH/3A8	PPRBH/3A13	PPRBH/3A4D	PPRBM/3	PPRBM/3A2	PPRBM/3A8	PPRBM/3A13	PPRBM/3A4D
OA Height:	950-1140	950-1140	950-1140	950-1140	950-1140	950-1120	950-1120	950-1120	950-1120	950-1120
OA Width:	680	680	680	680	680	680	680	680	680	680
OA Depth:	680	680	680	680	680	680	680	680	680	680
OA Arm Height:	-	705-795	680-865	640-820	640-820	-	705-795	680-865	640-820	640-820
Seat Height:	440-540	440-540	440-540	440-540	440-540	440-540	440-540	440-540	440-540	440-540
Seat Width:	515	515	515	515	515	515	515	515	515	515
Seat Depth:	490	490	490	490	490	490	490	490	490	490

	PPRBHXC	PPRBMXC	PPRMD/8	PPRMD/8A2
OA Height:	990	890	1140-1395	1140-1395
OA Width:	525	525	680	680
OA Depth:	600	600	680	680
OA Arm Height:	-	-	-	830-1090
Seat Height:	480	480	680-940	680-940
Seat Width:	515	515	515	515
Seat Depth:	490	490	490	490

Platinum Squared

	PSQH/3	PSQH/3A2	PSQH/3A8	PSQH/3A13	PSQM/3	PSQM/3A2	PSQM/3A8	PSQM/3A13	PSQHXC
OA Height:	970-1160	970-1160	970-1160	970-1160	940-1140	940-1140	940-1140	940-1140	970
OA Width:	640	640	640	640	640	640	640	640	525
OA Depth:	640	640	640	640	640	640	640	640	600
OA Arm Height:	-	705-795	680-865	640-820	-	705-795	680-865	640-820	-
Seat Height:	420-540	420-540	420-540	420-540	420-540	420-540	420-540	420-540	480
Seat Width:	515	515	515	515	515	515	515	515	515
Seat Depth:	490	490	490	490	490	490	490	490	490

SEATING DIMENSIONS

TECHNICAL INFORMATION

Platinum Squared

	PSQMD/8	PSQMD/8A2
OA Height:	1130-1460	1130-1460
OA Width:	640	640
OA Depth:	640	640
OA Arm Height:	-	830-1090
Seat Height:	640-890	640-890
Seat Width:	515	515
Seat Depth:	490	490

Qus

	QUSL	QUS4	QUSRT	QUSLT	QUSC	QUSS8	QUSW
OA Height:	770	770	840	840	760	1000	810
OA Width:	460	460	460	460	460	460	460
OA Depth:	495	495	495	495	495	495	495
Seat Height:	440	440	440	440	440	630	480

Relo

	RELOST1	RELOST2	RELOSW1	RELOSW2
OA Height:	850	880	850	880
OA Width:	825	825	825	825
OA Depth:	875	875	875	875
Seat Height:	450	480	450	480

Richmond

	RIC1	RIC2	RIC3
OA Height:	790	790	790
Seat Height:	420	420	420
OA Width:	800	1400	2150
OA Depth:	1020	1020	1020

Santis Ergo

	SIE/7	SIE/7A1	SIE/7A8	SIE/7A13	SIE/7A4D
OA Height:	1100-1180	1100-1180	1100-1180	1100-1180	1100-1180
OA Width:	680	680	680	680	680
OA Depth:	680	680	680	680	680
OA Arm Height:	-	720-810	680-865	640-820	640-820
Seat Height:	490-600	490-600	490-600	490-600	490-600
Seat Width:	515	515	515	515	515
Seat Depth:	490	490	490	490	490

Santis Squared

	SIS/7	SIS/7A1	SIS/7A8	SIS/7A13	SIS/7A4D
OA Height:	1070-1150	1070-1150	1070-1150	1070-1150	1070-1150
OA Width:	680	680	680	680	680
OA Depth:	680	680	680	680	680
OA Arm Height:	-	720-810	670-840	640-820	640-820
Seat Height:	490-600	490-600	490-600	490-600	490-600
Seat Width:	515	515	515	515	515
Seat Depth:	490	490	490	490	490

SJX Plastic

	SJXP1	SJXPA	SJXPRT/PLT	SJX1P1W	SJXPAW	SJXPRTW/PLTW	SJXCP1	SJXCPA	SJXCPRT/CPLT
QA Height:	800	800	800	800	800	800	840	840	840
OA Width:	560	590	630	560	590	630	560	590	630
OA Depth:	550	550	550	550	550	550	560	560	560
OA Arm Height:	-	650	650	-	650	650	-	650	650
Seat Height:	455	455	455	455	455	445	480	480	480
Seat Width:	460	460	460	460	460	460	460	460	460
Seat Depth:	470	470	470	470	470	470	470	470	470

SJX Mesh

	SJXM1	SJXMA	SJXMRT/LT	SJXM1W	SJXMAW	SJXMRTW/LTW	SJXMC	SJXMCA	SJXMCR/LT
OA Height:	800	800	800	800	800	800	840	840	840
OA Width:	560	590	630	560	590	630	560	590	630
OA Depth:	550	550	550	550	550	550	560	560	560
OA Arm Height:	-	650	650	-	650	650	-	650	650
Seat Height:	455	455	455	455	455	455	480	480	480
Seat Width:	460	460	460	460	460	460	460	460	460
Seat Depth:	470	470	470	470	470	470	470	470	470

SJX Fully Upholstered

	SJX1	SJXA	SJXRT/LT	SJX1W	SJXAW	SJXRTW/LTW	SJXC	SJXCA	SJXCRT/LT
OA Height:	800	800	800	800	800	800	840	840	840
OA Width:	560	590	630	560	590	630	560	590	630
OA Depth:	550	550	550	550	550	550	560	560	560
OA Arm Height:	-	650	650	-	650	650	-	650	650
Seat Height:	455	455	455	455	455	455	480	480	480
Seat Width:	460	460	460	460	460	460	460	460	460
Seat Depth:	470	470	470	470	470	470	470	470	470

SJX Upholstered Seat

	SJX1SP	SJXASP	SJXRTSP/LTSP	SJX1SPW	SJXASPW	SJXRTSPW/LTSPW	SJXCSP	SJXCASP	SJXCRTSP/LTSP
OA Height:	800	800	800	800	800	800	840	840	840
OA Width:	560	590	630	560	590	630	560	590	630
OA Depth:	550	550	550	550	550	550	560	560	560
OA Arm Height:	-	650	650	-	650	650	-	650	650
Seat Height:	455	455	455	455	455	455	480	480	480
Seat Width:	460	460	460	460	460	460	460	460	460
Seat Depth:	470	470	470	470	470	470	470	470	470

Solent

	SOL1W	SOL2W	SOL3W	SOL1M	SOL2M	SOL3M
OA Height:	830	830	830	830	830	830
Seat Height:	450	450	450	450	450	450
OA Width:	690	1370	1780	690	1370	1780
OA Depth:	830	830	830	830	830	830

SEATING DIMENSIONS

TECHNICAL INFORMATION

Sound Station

	SST1
OA Height:	1578
Seat Height:	415
OA Width:	1276
OA Depth:	665

Steps Compact Castor

	STCDM	STCDMAU	STCDMAW
OA Height:	843	843	843
Seat Height:	447	447	447
OA Width:	495	615	615
OA Depth:	675	675	675

Steps Compact Sled

	STCBA	STCBAU	STCBAW
OA Height:	850	850	850
Seat Height:	475	475	475
OA Width:	576	615	615
OA Depth:	680	680	680

Steps Compact Swivel

	STCS	STCSAU	STCSAW
OA Height:	843	843	843
Seat Height:	447	447	447
OA Width:	495	615	615
OA Depth:	675	675	675

Steps Compact 4 Star

	STCDG	STCDGAU	STCDGAW
OA Height:	843	843	843
Seat Height:	447	447	447
OA Width:	495	615	615
OA Depth:	675	675	675

Steps Lounge Castor

	STLDM	STLDMAU	STLDMAW	STLDMAHU	STLDMAHW
OA Height:	1000	1000	1000	1310	1310
Seat Height:	445	445	445	445	445
OA Width:	785	785	785	785	785
OA Depth:	825	825	825	935	935

Steps Lounge Sled

	STLBA	STLBAU	STLBAW	STLBAHU	STLBAHW
OA Height:	940	940	940	1285	1285
Seat Height:	435	435	435	435	435
OA Width:	660	780	780	780	780
OA Depth:	825	825	825	930	930

Steps Lounge Swivel

	STLS	STLSAU	STLSAW	STLSAHU	STLSAHW
OA Height:	1000	1000	1000	1310	1310
Seat Height:	445	445	445	445	445
OA Width:	785	785	785	785	785
OA Depth:	825	825	825	935	935

Steps Lounge 4 Star

	STLDG	STLDGAU	STLDGAW	STLDGAHU	STLDGAHW
OA Height:	1000	1000	1000	1310	1310
Seat Height:	445	445	445	445	445
OA Width:	785	785	785	785	785
OA Depth:	825	825	825	935	935

Stratt Plus

	STR1W	STR2W	STR3W	R8CURPW	R16CURPW	STR1M	STR2M	STR3M	R8CURPM	R16CURPM
OA Height:	920	920	920	920	920	920	920	920	920	920
Seat Height:	450	450	450	450	450	450	450	450	450	450
OA Width:	660	1260	1750	1130	1910	660	1260	1750	1130	1910
OA Depth:	700	700	700	700	700	700	700	700	700	700

Take Off Task

	TO20	TO21	TO23	TO24	TO25	TO27	TO28
OA Height:	1060-1280	1060-1280	1060-1280	990-1205	990-1205	990-1205	980
OA Width:	620	620	620	620	620	620	585
OA Depth:	680	680	680	680	680	680	695
OA Arm Height:	-	700-820	680-820	-	700-820	700-820	665
Seat Height:	460 -560	460 -560	460 -560	460 -560	460 -560	460 -560	450
Seat Width:	490	490	490	490	490	490	475
Seat Depth:	460-570	460-570	460-570	460-570	460-570	460-570	460

	ATQZ	ATRZ	A1212Z	A1206Z	A0606Z
OA Height:	450	450	450	450	450
OA Width:	630	1200	1200	1200	630
OA Depth:	630	600	1200	630	630

Take Off Executive

	TO1	TO2	TO3	TO4	TO5	TO6	TO7	TO8	TO10	TO11
OA Height:	1225-1400	1225-1400	1225-1400	1225-1400	1225-1400	1225-1400	1225-1400	1225-1400	990-1200	990-1200
OA Width:	620	620	620	620	620	620	620	620	620	620
OA Depth:	680	680	680	680	680	680	680	680	680	680
OA Arm Height:	-	700-820	700-790	680-820	-	700-820	700-790	680-820	-	700-820
Seat Height:	460 -560	460 -560	460 -560	460 -560	460 -560	460 -560	460 -560	460 -560	460 -560	460 -560
Seat Width:	490	490	490	490	490	490	490	490	490	490
Seat Depth:	460-570	460-570	460-570	460-570	460-570	460-570	460-570	460-570	460-570	460-570

SEATING DIMENSIONS

TECHNICAL INFORMATION

Take Off Executive

TO12	TO13	TO14	
OA Height:	990-1200	990-1200	965
OA Width:	620	620	600
OA Depth:	680	680	650
OA Arm Height:	700-790	680-820	665
Seat Height:	460 -560	460 -560	490
Seat Width:	490	490	490
Seat Depth:	460-570	460-570	490

Take Off Lite

	TL12	TL12FB	TL12RB	TL12LB	TL06	TL06FB
OA Height:	460	840	840	840	460	840
Seat Height:	460	460	460	460	460	460
OA Width:	1200	1200	1200	1200	633	633
OA Depth:	633	633	633	633	633	633

Take Off Plus Low Back

	TP1L	TP2LL	TP2LR	TP3L	TP4L	TP5L	TP6LL	TP6LR	TP7TL	TP3SL
OA Height:	830	830	830	830	830	830	830	830	830	830
Seat Height:	470	470	470	470	470	470	470	470	470	470
OA Width:	2890	3340	3340	1690	2890	2890	2890	2890	2390	1090
OA Depth:	1895	2890	2890	695	695	2140	2140	2140	1690	695

	TP8L	TP11L	TP106TL
OA Height:	830	830	830
Seat Height:	470	470	470
OA Width:	2890	2290	2390
OA Depth:	3340	695	2290

Take Off Plus High Back

	TP1H	TP2HL	TP2HR	TP3H	TP4H	TP5H	TP6HL	TP6HR	TP7TH	TP3SH
OA Height:	1360	1360	1360	1360	1360	1360	1360	1360	1360	1360
Seat Height:	470	470	470	470	470	470	470	470	470	470
OA Width:	2890	3340	3340	1690	2890	2890	2890	2890	2390	1090
OA Depth:	1895	2890	2890	695	695	2140	2140	2140	1690	695

	TP8H	TP11H	TP106TH	TP92TH	TP92TMH	TP94TMH	TP96TMH
OA Height:	1360	1360	1360	1360	1360	1360	1360
Seat Height:	470	470	470	470	470	470	470
OA Width:	2890	2290	2390	2390	2390	2390	2390
OA Depth:	3340	695	2290	1090	1090	1690	2290

Take Off Soft Seating

	AS06	ASQ	AS06LB/RB	AS06FB	AS06FLA/FRA	AS06LBA/RBA	AS06TB	AS66FB	AS06FA	AS66
OA Height:	460	460	840	840	840	840	840	840	840	460
Seat Height:	460	460	460	460	460	460	460	460	460	460
OA Width:	1200	640	1200	1200	1400	1400	1400	640	1600	640
OA Depth:	640	640	640	640	640	640	640	640	640	640

Tiros

	TIR1LB	TIR1HB	TIR2LB	TIR2HB
OA Height:	950	1200	950	1200
OA Width:	910	910	1370	1370
OA Depth:	750	750	750	750
Seat Height:	470	470	470	470
Seat Width:	700	700	1200	1200

Unoa Booth

	UNOBA1	UNOBA2
OA Height:	1310	1310
OA Width:	1390	2380
OA Depth:	700	1390
Seat Height:	430	430
Seat Width:	1090	1090
Seat Depth:	550	550

Take Up

	TKULD	TKULL	TKULR	TKULS/ST	TKULCA/CTA	TKUMD	TKUML	TKUMR	TKUMS/ST	TKUMCA/CTA
OA Height:	1600	1600	1600	1600	1600	1200	1200	1200	1200	1200
Seat Height:	480	480	480	480	480	480	480	480	480	480
OA Width:	980	890	890	800	1600	980	890	890	800	1600
OA Depth:	860	860	860	730	-	860	860	860	730	-

	TKUSD	TKUSL	TKUSR	TKU55	TKU58	TKU58T	TKU516	TKU516T
OA Height:	1200	1200	1200	450	450	350	450	350
Seat Height:	450	450	450	450	450	-	450	-
OA Width:	980	890	890	500	800	800	1600	1600
OA Depth:	860	860	860	500	500	500	500	500

Take Up

	TKUFD	TKUFL	TKUFR	TKUFS/ST	TKUFCA/CTA
OA Height:	800	800	800	800	800
Seat Height:	480	480	480	480	480
OA Width:	980	890	890	800	1600
OA Depth:	860	860	860	730	-

SEATING DIMENSIONS

TECHNICAL INFORMATION

Tamper Proof

	TPPBC	290
OA Height:	930 - 1090	910 - 1015
OA Width:	640	640
OA Depth:	640	640
OA Arm Height:	-	-
Seat Height:	450 - 560	480 - 585
Seat Width:	500	500
Seat Depth:	470	485

Theia

	EI1 (SP/BP)	EIA (SP/BP)	EIART/LT (SP/BP)	EIH (SP/BP)	EIAH (SP/BP)	EIL (SP/BP)	EIAL (SP/BP)
OA Height:	815	815	815	1080	1080	980	980
OA Width:	540	570	570	540	570	540	540
OA Depth:	580	580	580	600	600	600	600
OA Arm Height:	-	655	655	-	925	-	825
Seat Height:	460	460	460	730	730	630	630

Vona

	LS34A
OA Height:	840
OA Width:	580
OA Depth:	470
Seat Height:	420

Zela Mesh

	ZLM	ZLMA	ZLMU	ZLMAU
OA Height:	800	800	800	800
OA Width:	565	625-705	565	625-705
OA Depth:	545	545	545	545
OA Arm Height:	-	685	-	685
Seat Height:	450	450	450	450
Seat Width:	450	450	470	470
Seat Depth:	410	410	420	420

Zela Plastic Seat & Back

	ZL1	ZLA	ZLART/LT	ZL1SW	ZLASW	ZLARTSW(LT)
OA Height:	800	800	800	800	800	800
OA Width:	565	625 - 705	655 - 705	680	680 - 705	655 - 705
OA Depth:	545	545	545	680	680	680
OA Arm Height:	-	685	685	-	685	685
Seat Height:	450	450	450	450	450	450
Seat Width:	450	450	450	470	470	470
Seat Depth:	410	410	410	420	420	420

Zela Upholstered Seat

	ZL1SP	ZLASP	ZLARTSP/LTSP	ZL1SPSW	ZLASPSW	ZLARTSPSW(LT)
OA Height:	800	800	800	800	800	800
OA Width:	565	655-705	655 - 705	680	680 - 705	680 - 705
OA Depth:	545	545	545	680	680	680
OA Arm Height:	-	685	685	-	685	685
Seat Height:	450	450	450	450	450	450
Seat Width:	470	470	470	470	470	470
Seat Depth:	420	420	420	420	420	420

Zela Fully Upholstered

	ZL1BP	ZLABP	ZLARTBP/LTBP	ZL1BPSW	ZLABPSW	ZLARTBPSW(LT)
OA Height:	800	800	800	800	800	800
OA Width:	565	625 - 705	655 - 705	680	680 - 705	655 - 705
OA Depth:	545	545	545	680	680	680
OA Arm Height:	-	685	685	-	685	685
Seat Height:	450	450	450	450	450	450
Seat Width:	470	470	470	470	470	470
Seat Depth:	420	420	420	420	420	420

SEATING DIMENSIONS

TECHNICAL INFORMATION

BAND 1

Agua	Task	CRIB 5	140,000 100% Polyester
Camira	Advantage	C&M	50,000 60% Polypropylene, 30% Wool, 10% Viscose
Camira	Cara	C&M	N/A 100% Polypropylene
Camira	Chateau	CRIB 5	30,000 100% Flame Retardant Polypropylene
Camira	Era	C&M	100,000 100% Polyester
Camira	Era 170	C&M	100,000 100% Polypropylene
Camira	Lucia	C&M	50,000 100% Post Consumer Recycled Polyester
Camira	Gravity	C&M	80,000 76% Polyester, 24% Post Consumer Recycled Polyester
Camira	Manhattan	C&M	50,000 100% Recycled Polyester
Camira	Phoenix	C&M	100,000 100% Polyester
Camira	Rivet	C&M	80,000 100% Repreve® Recycled Polyester (Plastic bottles)
Camira	X2	CRIB 5	100,000 100% Post Consumer Recycled Polyester
Camira	Xtreme	CRIB 5	100,000 100% Post Consumer Recycled Polyester
Chieftain	✓ Trimcell Classic	C&M	40,000 PVC / PES
Chieftain	✓ Trimcell Legend	C&M	40,000 PVC / PES
Gabriel	Event	C&M	100,000 100% Polyester
Gabriel	Fighter	C&M	130,000 100% Polyester
Gabriel	Medley	C&M	75,000 100% Polyester
Inloom	Alba	CRIB 5	100,000 100% Polyester
Inloom	Bondai	CRIB 5	150,000 100% Polyester
Inloom	Bondai 170	C&M	150,000 100% Polyester
Panaz	✓ Zest	CRIB 5	350,000 Coating: PVC/PU Blend, Backing: Viscose Polyester

BAND 2

Agua	✓ Aries	CRIB 5	400,000 65% PVC, 35% Cotton
Agua	Buro	CRIB 5	100,000 100% Treated Polyester
Agua	Juno	CRIB 5	50,000 100% Treated Polyester
Agua	Kontor	CRIB 5	100,000 100% Treated Polyester
Agua	Lavoro	CRIB 5	100,000 100% Treated Polyester
Agua	Libra	CRIB 5	100,000 100% Treated Polyester
Agua	Linetta	CRIB 5	100,000 100% Treated Polyester
Agua	✓ Lunar	CRIB 5	400,000 2% Vinyl Acrylic, 78% PVC, 16% Polyester, 8% Cotton
Agua	✓ Paintpot	CRIB 5	400,000 2% Vinyl Acrylic, 71% PVC, 18% Polyester, 9% Cotton
Agua	✓ Stol	CRIB 5	400,000 2% Vinyl Acrylic 71% PVC, 18% Polyester, 9% Cotton
Camira	Aspect	CRIB 5	50,000 75% Trevira CS® FR Polyester, 25% Polyester
Camira	Canopy	C&M	60,000 100% Polyester
Camira	✓ Manila	CRIB 5	100,000 Surface: 100% PVC Substrate: 100% Cotton
Camira	Patina	CRIB 5	100,000 69% Wool, 18.5% Flax, 8% Polyamide, 4.5% Viscose
Camira	Quest	C&M	100,000 100% Post-Consumer Recycled Polyester
Camira	Sonus	C&M	N/A 72% Polyester, 18% Polyamide, 10% Viscose
Camira	Sprint	C&M	100,000 100% Polyester
Camira	Urban	CRIB 5	100,000 100% Post-Consumer Recycled Polyester
Camira	✓ Vita	CRIB 5	100,000 Surface: 98% PVC, 2% PU Substrate: 100% Cotton
Chieftain	✓ Carino	CRIB 5	500,000 Surface: Phthalate Free PVC Backing Organic Cotton/rPES
Chieftain	✓ Just Colour	CRIB 5	1,000,000 Phthalate Free PVC Backing Organic Cotton/rPES
Chieftain	✓ Just Pattern	CRIB 5	1,000,000 Phthalate Free PVC Backing Organic Cotton/rPES
Cheiftan	✓ Pasha	CRIB 5	400,000 Surface: Phthalate Free: 88% PVC, 12% PU Backing: 100% Recycled Cotton
Gabriel	Go Check	CRIB 5	80,000 100% Trevira CS
Gabriel	Go Couture	CRIB 5	80,000 100% Trevira CS
Gabriel	Go Uni	CRIB 5	100,000 100% Trevira CS
Gabriel	Luna 2	CRIB 5	70,000 90% New Zealand Wool, 10% Polyamide
Gabriel	Luna Fleur 2	C&M	50,000 90% New Zealand Wool, 10% Polyamide
Gabriel	Noma	CRIB 5	60,000 100% Post-Consumer Recycled Polyester
Gabriel	Repetto	C&M	100,000 100% Post Consumer Recycled Polyester
Inloom	Jet	CRIB 5	65,000 100% Trevira CS Polyester
Inloom	King Flex	CRIB 5	100,000 100% Trevira CS Polyester
Inloom	One	CRIB 5	100,000 100% Recycled Polyester
Inloom	Radio	CRIB 5	80,000 100% Polyster
Inloom	Time	C&M	100,00 100% Recycled Polyester
Panaz	Alba	CRIB 5	130,000 100% Polyester with FR Backcoating
Panaz	Altair	CRIB 5	60,000 100% Trevira CS
Panaz	✓ Aston	CRIB 5	750,000 Coating: PVC, PU blend, Basecloth: cotton, polyester
Panaz	✓ Brookland	CRIB 5	750,000 Coating: PVC, PU blend, Basecloth: cotton, polyester
Panaz	Highland	CRIB 5	70,000 100% Polyester with FR Backcoating
Panaz	Highland Matte	CRIB 5	90,000 Polyester/Elastine Blend with FR Backcoating
Panaz	Linear	CRIB 5	200,000 100% Polyester with FR Coating
Panaz	Luxe Performance Velvet	CRIB 5	70,000 100% Polyester with FR Coating
Panaz	Montagu	CRIB 5	50,000 100% Polyester with FR Coating
Panaz	✓ Morgan	CRIB 5	100,000 Coating: PVC/PU Blend, Backing: Viscose Polyester
Panaz	✓ Ultimate Touch	CRIB 5	100,000 Coating: PU, Basecloth: Cotton/Polyester
Panaz	Vespa	CRIB 5	45,000 Woven FR Coated Polyester Chenille
Panaz	✓ Vintage	CRIB 5	200,000 Coating: PVC, PU blend, Basecloth: cotton, polyester

SELECTED BAND FABRICS

TECHNICAL INFORMATION

BAND 3

Agua	Aura	CRIB 5	100,000 100% Treated polyester
Agua	Cashmir	CRIB 5	100,000 100% Treated polyester
Agua	✓ Furnisof	CRIB 5	100,000 48% PU, 26% Cotton, 26% Polyester
Agua	✓ Fusion	CRIB 5	100,000 2% Vinyl Acrylic, 74% PVC, 16% Polyester, 8% Cotton
Agua	Oregon Hyde	CRIB 5	70,000 100% Treated Polyester
Agua	Nova	CRIB 5	80,000 100% Treated Polyester
Agua	Parody	CRIB 5	100,000 Denim: 70% PVC, 30% Cotton Weave: 2% PU, 74% PVC, 12% Cotton, 12% Polyester
Agua	Sark	CRIB 5	70,000 88% Treated Polyester, 12% Treated Nylon
Agua	Snowdon	CRIB 5	100,000 100% Treated Polyester
Agua	✓ Stretch	CRIB 5	400,000 2% Vinyl Acrylic, 78% PVC, 1% Elastane, 19% Polyester
Agua	Taurus	CRIB 5	50,000 67% Wool, 20% FR Viscose, 13% PES, 12% Cotton
Agua	Tones	CRIB 5	100,000 100% Treated Polyester
Camira	Halcyon Aspen	CRIB 5	50,000 100% Polyester with TriOnyx backcoat
Camira	Halcyon Blossom	CRIB 5	50,000 100% Polyester with TriOnyx backcoat
Camira	Halcyon Cedar	CRIB 5	60,000 100% Polyester with TriOnyx backcoat
Camira	Hi-Tech	C&M	60,000 60% Polypropylene, 29% Wool, 10% Viscose, 1% Carbon Fibre
Camira	Main Line Plus	CRIB 5	50,000 87% Wool, 20% FR Viscose, 13% Viscose
Camira	Main Line Twist	CRIB 5	50,000 75% Virgin Wool, 25% Flax
Camira	Nexus	C&M	100,000 100% Polyester
Camira	Oceanic	C&M*	100,000 100% Recycled Polyester, including 50% SEAQUAL yarn
Camira	Sumi	C&M*	200,000 90% Wool, 10% Polyamide
Camira	Synergy	C&M*	100,000 95% Virgin Wool, 5% Polyamide
Chieftain	Carousel	CRIB 5	200,000 59% Recycled Cotton, 41% Polyester
Chieftain	Lionella	CRIB 5	500,000 85% Phthalate Free PVC, 15% PU
Chieftain	✓ Ravel	CRIB 5	100,000 100% Polyester
Gabriel	Atlantic	C&M	110,000 100% polyester
Gabriel	Capture	C&M	200,000 85% New Zealand Wool, 15% polyamide
Gabriel	Europost 2	CRIB 5	50,000 100% New Zealand Wool
Gabriel	Gaja Classic	CRIB 5	50,000 100% New Zealand Wool
Gabriel	Step	CRIB 5	100,000 100% Trevira CS
Gabriel	Step Melange	CRIB 5	100,000 100% Trevira CS
Inloom	Jeans	CRIB 5	75,000 100% Trevira CS
Inloom	Jet	CRIB 5	65,000 100% Trevira CS Antimicrobial Polyester
Inloom	Milano	CRIB 5	80,000 100% Trevira CS Polyester
Inloom	Riva	CRIB 5	100,000 100% Trevira CS Polyester
Inloom	Roccia	CRIB 5	70,000 100% Trevira CS Polyester
Inloom	Sealife	C&M	100,000 Recycled Polyester - SEAQUAL Certified
Kvadrat	Field 2	CRIB 5	80,000 100% Trevira CS Polyester
Panaz	Allure	CRIB 5	70,000 100% FR Polyester
Panaz	Carnaby	CRIB 5	45,000 100% Polyester Chenille
Panaz	Coco	CRIB 5	60,000 100% Polyester with FR Back Coating
Panaz	Haven	CRIB 5	300,000 Polyester Viscose with PVC/PU coating
Panaz	Highland Stretch	CRIB 5	90,000 Polyester/Elastane Blend with FR coating
Panaz	Indulgence	CRIB 5	50,000 Trevira CS, FR Polyester Velvet
Panaz	Lush	CRIB 5	90,000 100% Polyester with FR Laminate
Panaz	Microvelle	CRIB 5	60,000 100% Polyester with Microporous Film and FR coating
Panaz	Sheema	CRIB 5	90,000 Coating: PVC, PU blend, Basecloth: Cotton, Polyester
Panaz	✓ Soft Touch	CRIB 5	100,000 Coating: PU, Cellulose, Basecloth: Cotton, Polyester
Panaz	✓ Stingray	CRIB 5	90,000 Coating: PVC, PU blend, Basecloth: Cotton, Polyester
Panaz	✓ Vyflex Plus	CRIB 5	100,000 Coating: PVC, PU, Basecloth: Cotton, Elastine
Panaz	✓ Woolton Downtown	CRIB 5	50,000 100% Polyester
Svensson	Tone	CRIB 5	50,000 100% Trevira CS Polyester
Svensson	Semi	CRIB 5	100,00 85% Wool, 15% Polyamide
Vescom	Cyprus	CRIB 5	300,000 Coating: Vinyl, Backing: Cotton/Polyester
Vescom	✓ Dalma	CRIB 5	300,000 Coating: Vinyl, Backing: Cotton/Polyester
Vescom	✓ Jemo	CRIB 5	300,000 Coating: Vinyl, Backing: Cotton/Polyester
Vescom	✓ Lani	CRIB 5	300,000 80% Wool, 20% Polyamide
Vescom	Leone Plus	CRIB 5	300,000 Coating: Vinyl, Backing: Cotton/Polyester
Vescom	✓ Malta	CRIB 5	300,000 Coating: Vinyl, Backing: Cotton/Polyester
Vescom	✓ Samar	CRIB 5	50,000 100% Flame Retardant Polyester

BAND 4

Agua	Cord	CRIB 5	60,000 100% Treated Polyester
Agua	Finezza	CRIB 5	85,000 100% Treated Polyester
Agua	✓ Mystique	CRIB 5	100,000 1% PU, 64% PVC, 24% Polyester, 11% Cotton. Substrate: 50% PES, 50% Cotton
Agua	Pearl	CRIB 5	50,000 100% Treated Polyester
Agua	VerdEco	CRIB 5	90,000% Recycled Textiles
Agua	✓ The 7 Collection	C&M	100,000 2% Vinyl Acrylic, 80% PVC, 18% Polyester
Camira	24/7 Flax	CRIB 5	200,000 54% Polyamide, 35% Wool, 11% Flax
Camira	Aquarius	C&M*	50,000 100% Virgin Wool
Camira	Blazer	C&M*	50,000 100% Virgin Wool
Camira	Blazer Lite	C&M	N/A 100% Virgin Wool
Camira	Deca	CRIB 5	100,000 Surface: 100% PU, Substrate: 100% Cotton
Camira	Hemp Hebden	CRIB 5	50,000 60% Virgin Wool, 40% True Hemp
Camira	Intervene	CRIB 5	100,000 100% Post-Consumer Recycled Polyester with TriOnyx Backcoat
Camira	Kyoto	C&M*	200,000 90% Wool, 10% Polyamide
Camira	Landscape	C&M*	60,000 95% Virgin Wool, 5% Polyamide
Camira	Regent	C&M	50,000 100% FR Polyester
Camira	Silk	CRIB 5	50,000 70% Wool, 19% Flax, 11% Silk

SELECTED BAND FABRICS

TECHNICAL INFORMATION

Camira	Track	CRIB 5	80,000 100% Trevira CS® FR Polyester
Chieftain	Earthy	CRIB 5	100,000 75% Recycled Cotton, 25% Recycled Polyester
Crest	Vele	C&M	50,000 100% Bovine Leather
Gabriel	Breeze Fusion	CRIB 5	100,000 88% New Zealand Wool, 12% Polyamide
Gabriel	Crisp	C&M*	200,000 93% New Zealand Wool, 7% Polyamide
Gabriel	CrissCross	C&M*	110,000 89% New Zealand Wool, 11% Polyamide
Gabriel	Fame	CRIB 5	200,000 95% New Zealand Wool, 5% Polyamide
Gabriel	Fame Hybrid	C&M*	150,000 95% New Zealand Wool, 5% Polyamide
Gabriel	Luna 2	C&M*	70,000 90% New Zealand Wool, 10% Polyamide
Gabriel	Mood	C&M*	100,000 92% New Zealand Wool, 8% Polyamide
Inloom	Corte	CRIB 5	50,000 100% Trevira CS Polyester
Inloom	Spazio	C&M	50,000 100% Recycled Polyester
Kvadrat	Remix	C&M*	100,000 90% New wool (worsted), 10% Nylon
Kvadrat	Atlas	C&M*	100,000 90% New Wool (worsted), 10% Nylon
Kvadrat	Canvas 2	C&M*	100,000 90% New Wool (worsted), 10% Nylon
Kvadrat	Carla 2	C&M*	80,000 92% New Wool (worsted), 8% Nylon
Kvadrat	Remix 3	C&M*	100,000 90% New Wool (worsted), 10% Nylon
Panaz	Harvard	CRIB 5	130,000 100% Polyester with FR Backcoat
Svensson	Khaki	CRIB 5	50,000 100% Trevira CS (flame retardant)
Vescom	Furka Plus	CRIB 5	300,000 Vinyl Coat, Cotton/Polyester Backing

BAND 5

Bute	Elgin	CRIB 5	175,000 92% Pure New Wool, 8% Nylon
Bute	Ramshead	CRIB 5	85,000 85% Pure New Wool, 15% Nylon
Bute	Troon	CRIB 5	95,000 92% Pure New Wool, 8% Nylon
Bute	Turnberry	CRIB 5	115,000 92% Pure New Wool, 8% Nylon
Camira	Craggan Flax	CRIB 5	50,000 85% Wool, 10% Flax, 5% Polyamide
Camira	Zap	C&M*	100,000 83% Virgin Wool, 17% Polyamide
Camira	Yoredale	C&M*	50,000 95% Wool, 3% Polyester, 2% Polyamide
Gabriel	Event	CRIB 5*	100,000 100% Polyester
Panaz	Enchant	CRIB 5	50,000 100% FR Polyester Velvet
Svensson	Step	CRIB 5	50,000 75% Wool, 25% Viscose
Vescom	Bowen	CRIB 5	100,000 92% Wool, 8% Polyamide
Vescom	Hestan	CRIB 5	60,000 100% Flame Retardant Polyester

BAND 6

Camira	Synergy Quilt Channel	C&M	100,000 95% Virgin Wool, 5% Polyamide with Polyester and Polyurethane foam backing
Camira	Synergy Quilt Chevron	C&M	100,000 95% Virgin Wool, 5% Polyamide with Polyester and Polyurethane foam backing
Camira	Synergy Quilt Hourglass	C&M	100,000 95% Virgin Wool, 5% Polyamide with Polyester and Polyurethane foam backing
Bute	Alchemy	CRIB 5	80,000 94% Pure New Wool, 6% Nylon
Bute	Lewis	CRIB 5	55,000 100% Pure New Wool
Bute	Tweed	CRIB 5	80,000 94% Pure New Wool, 6% Nylon
Kvadrat	Recheck	C&M*	100,000 90% New Wool (Worsted), 10% Nylon
Moon	Basket	CRIB 5	40,000 100% Wool
Moon	Bibury	C&M*	40,000 100% Wool
Moon	Diamond	C&M*	32,000 100% Pure New Wool
Moon	Empire	C&M*	40,000 100% Wool
Moon	Herringbone	CRIB 5	40,000 100% Pure New Wool
Moon	Melton	C&M*	40,000 100% Pure New Wool
Moon	Parquet	C&M*	40,000 100% Pure New Wool
Moon	Sky	CRIB 5	40,000 100% Pure New Wool
Moon	Spectrum	CRIB 5	40,000 100% Pure New Wool
Moon	Thorpe	C&M*	34,500 100% Pure New Wool
Panaz	Corinthia	CRIB 5	100,000 Polyester/Viscose with FR Backcoating
Svensson	Accessoire	C&M	50,000 85% Wool, 15% polyamide
Svensson	Harper	CRIB 5	85,000 100% Trevira CS
Svensson	Heritage	C&M	45,000 90% Wool, 10% Polyamide
Svensson	Ink	CRIB 5	60,000 85% Wool, 15% Polyamide

BAND 7

Bute	Melrose	CRIB 5	85,000 93% Pure New Wool, 7% Nylon
Gabriel	Select	C&M*	200,000 85% New Zealand Wool, 15% Polyamide
Kvadrat	Clara	C&M*	80,000 92% New wool (Worsted), 8% Nylon
Kvadrat	Fiord 2	C&M*	60,000 92% New Wool (Worsted), 8% Nylon
Kvadrat	Melange Nap	C&M*	60,000 97% New Wool (Worsted), 3% Nylon
Kvadrat	Steelcut Trio 3	C&M*	100,000 90% New Wool (Worsted), 10% Nylon
Kvadrat	Tonica 2	C&M*	45,000 100% New Wool
Svensson	Mingel	CRIB 5	50,000 100% Trevira CS
Svensson	Poppy	CRIB 5	50,000 100% Trevira CS
Svensson	Velvet	CRIB 5	40,000 100% Trevira CS
Vescom	Hestan	CRIB 5	60,000 100% Flame Retardant Polyester
Vescom	Lindau	C&M*	100,000 80% Wool, 20% Polyamide

LEATHER GROUP 1

Crest / JMT Shelly

Leather Group 1 is for selected Shelly hides. Other colours from this range are available but could be subject to a surcharge dependant on leather maximisation, POA. Please note that all leathers are subject to natural markings and variations in shade. These natural bruise marks distinguish it from man made imitations. The variations are features, not faults.



OTHER INFORMATION

Fire Retardancy

All information regarding fire retardancy has been provided by the fabric manufacturer.


Flame Retardancy Ratings:

C&M Cigarette and Match = Low Hazard
C&M* Cigarette & Match as standard. Can be treated to achieve Crib 5 upon request.
CRIB 5 Medium Hazard
CRIB 5* Medium Hazard when used over CMHR 50kg Foam.

Abrasion

All information regarding abrasion has been provided by the fabric manufacturer and communicates wear resistance as determined by the Martindale abrasion test.

Vinyl

Fabrics marked with  are Vinyl.

Product leadtimes may be affected by the fabric selected. Please contact our Sales Department for further information.

Please Note:

Fabrics other than those listed above are available. These fabrics may require testing to ensure their suitability for use on the intended product. Not all fabrics shown are suitable for use across all ranges within this document. Due to their specification, certain fabrics may have a detrimental effect on the final appearance of a product.


SELECTED BAND FABRICS

TECHNICAL INFORMATION



SELECTED BAND FABRICS

TECHNICAL INFORMATION



WOOD, METAL & LAMINATE FINISHES

TECHNICAL INFORMATION

GRESHAM MFC COLLECTION

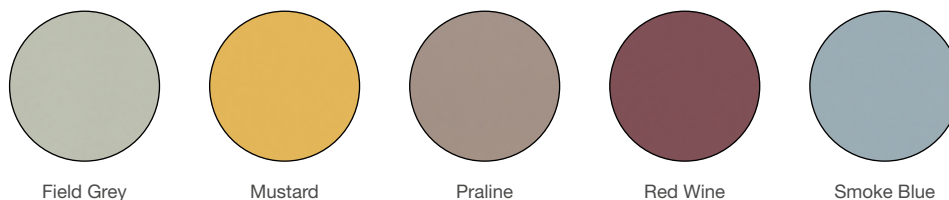
A chic choice of 13 classic wood grain finishes and 5 fashionable yet subtle colours.
Match or complement your chosen MFC with environmentally friendly, superior high impact resistant ABS edging.

Please Note: There is a Surcharge on Adlington Oak and Dark Concrete

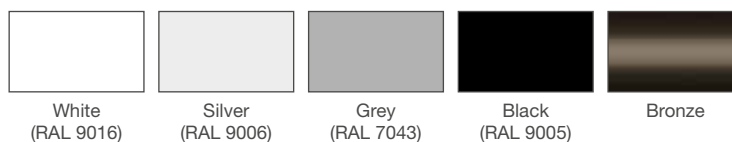


THE PASTEL MFC COLLECTION

Accent Colours for Doors and Draw Fronts only.

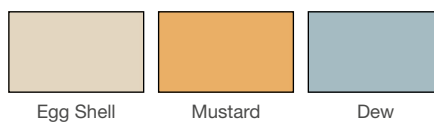


METAL FINISHES



PASTEL METAL FINISHES

£26 Surcharge applicable on all Pastel Metal Finishes



WOOD, METAL & LAMINATE FINISHES

TECHNICAL INFORMATION

THE KIKO COLLECTION

A deluxe selection of plain colours, wood grain effect High Pressure Laminate finishes.
Match or complement your chosen Laminate with environmentally friendly, superior high impact resistant ABS edging.



Adlington Oak MFC



WOOD, METAL & LAMINATE FINISHES

TECHNICAL INFORMATION

**SURCHARGE
APPLICABLE**

THE HALO COLLECTION

120 Plain Colours answering key interior trends for new blues, pastels and nature inspired eco palettes.
We have a large selection of matching Edging to choose from that perfectly complements our Halo Collection.

F0949 White	F2696 Super White	F2255 Polar White	F1093 Aries	F7934 Pearl	F2001 Baikal	F3091 Crystal White	F2274 Blanc Polaire	F2010 Malibu
F7927 Folkestone	F7923 Surf	F2791 Silver	F7938 Glacier	F1484 Steel	F1994 Fox	F7961 Fog	F7902 Iron	F7858 Pumice
F0189 Sparta	F7924 Lead	F1535 Tornado	F7928 Mouse	F2770 Sarum Grey	F3202 Otter	F7912 Storm	F2297 Terril	F7837 Graphite
F2253 Diamond Black	F9266 Citadel	F5342 Earth	F7949 Soft White	F1534 Magnolia	F1192 Porcelana	F1040 Alpino	F7932 Antique White	F2273 Seringa
F1531 Irish Cream	F2774 New Magnolia	F0547 Papyrus	F2296 Snow White	F0901 Gobi	F2833 Sandstone	F3050 Cygnet	F7929 Oyster Grey	F1532 Eldorado
F7882 Pale Gold	F7940 Spectrum Yellow	F1803 Tenere	F8751 Mojave	F0187 Kashmir	F0903 Cafe	F1485 Chrome Yellow	F3209 Sol	F4156 Caramel
F8757 Choco	F2200 Dark Chocolate	F8823 Patina	F8857 Just Gold	F4155 Sun	F4161 Terracotta	F3210 Levante	F5348 Energy	F8858 Just Rose





WOOD, METAL & LAMINATE FINISHES

TECHNICAL INFORMATION

THE HALO COLLECTION CONTINUED

120 Plain Colours answering key interior trends for new blues, pastels and nature inspired eco palettes.
We have a large selection of matching Edging to choose from that perfectly complements our Halo Collection.

F2582 Lilac	F0231 Peaceful Blue	F1194 Iris	F2962 Clementine	F1238 Carnaval	F0232 Juicy Pink	F1019 Azur	F7880 Thistle	F2824 Blaze Red
F7845 Spectrum Red	F6907 Amarena	F5346 Orchid	F4168 Campanula	F1997 Oceano	F6902 Grenadine	F0188 Beaujolais	F5345 Viola	F2483 Ultramarine
F7851 Spectrum Blue	F2828 Tropical Blue	F2005 Paprika	F7966 New Burgundy	F6903 Cassis	F7969 Navy Blue	F7914 Marine Blue	F8821 Just Blue	F5493 Arctic Blue
F5494 Aquamarine	F5127 Monaco	F2966 Opal	F3236 Avocado	F5344 Seed	F1998 Oslo	F1850 Fontana	F5349 Fossil	F8755 Lemon
F0800 Artichoke	F7884 China Blue	F5347 Maui	F7879 Dusty Jade	F7853 Ocean Grey	F4177 Lime	F5341 Wasabi	F8822 Denim	F4172 Caribbean
F1326 Capri	F7897 Spectrum Green	F6901 Vibrant Green	F3007 Pale Olive	F0157 Tahiti	F7846 Grotto	F2478 Bermuda	F7967 Hunter Green	F8820 Leaf Green
F5343 Possum	F0233 Heather	F5323 Nocturne						



THE FENIX COLLECTION

Fenix, the nanotechnological material from Arpa Industriale, has revolutionised the world of interior design. It is not only beautiful to look at but, most importantly, it is also a high-tech material, made unique by its characteristics.

Fenix has these characteristics by undergoing a particular series of processes, including a multilayer coating and the use of next-generation nanoparticles and acrylic resins, which are hardened and cured through an innovative Electron Beam Curing process. This process makes the material anti-fingerprint, soft to the touch, opaque and extremely durable, so much so that it can withstand serious knocks and scratches, but also makes it highly resistant to the aggressive action of solvents and reagents typically used for household cleaning.

Fenix is also heat-resistant. Additionally, should the surface have superficial microscratches, heat actually helps to repair them. The surface of the material is scattered with a dense grid of crosspolymers with their own memory, which can be reactivated by the application of heat.

Fenix is also water-repellent, hygienic, thanks to its effective bacteria-killing action, and resistant to mould. All of these make it a perfect surface for contact with food and very easy to clean.

We have a large selection of matching Edging to choose from that perfectly complements our Fenix Collection.



WOOD, METAL & LAMINATE FINISHES

TECHNICAL INFORMATION

FURNITURE LINOLEUM – DESKTOP

The Furniture Linoleum Desktop collection consists of 21 elegant colours that add a distinctive touch to any piece of furniture.




FIND US ON SOCIAL MEDIA




FACEBOOK

Gresham Office Furniture



TWITTER

@greshamltd



INSTAGRAM

GreshamOfficeFurniture



LINKEDIN

linkedin@gof.co.uk



We've come a long way since

1976

and we're not done yet

Gresham Office Furniture Limited Registered in England No 1284733

Head Office Platinum Park | Lynstock Way | Horwich | Bolton | BL6 4SA

Tel: 01204 664422 | Fax: 01204 664433 | Email: info@gof.co.uk

London Showroom 65 Clerkenwell Road | London | EC1R 5BL

Tel: 020 7242 5709 | Email: londonshowroom@gof.co.uk

www.gof.co.uk