



GRESHAM



LG4 WOOD

PRODUCT DATA SPECIFICATION

LG4 WOOD

PRODUCT DATA SPECIFICATION



GRESHAM

The LG4 collection has been developed to add modern style, comfort and practicality to any interior.

Materials

The LG4 features a single piece, injection moulded Polypropylene seat and back shell. This is moulded with threaded steel inserts that accept machine screws allowing a variety of bases to be fitted.

The LG4C1 & LG4K1 chairs have an 'Eiffel' style lattice support structure connecting the seat shell to the legs and spanning the legs for additional stability. The legs sockets are moulded from 15% glass-filled Polypropylene whilst the remainder is produced in epoxy powder coated mild steel sections.

The LG4D1 has a die-cast Aluminium adaptor plate that is used to connect the seat shell to the fabricated steel leg plates, used to mount the legs to.

All of the wooden legs used on the LG4 range are produced in Beech hardwood with a clear 10% gloss or black lacquered finish.

Considerations

- Light weight for ease of movement
- Selection of shell colours
- Choice of frame finishes
- 'Wipe-down' seat and back surfaces for ease of maintenance
- Suitable for contract as well as lie-style environments
- Suitable for in-door use


Technical Detail


			
Model	LG4C1	LG4D1	LG4K1
OA Height	835	810	1065
OA Width	460	490	470
OA Depth	460	485	480
Seat Height	450	450	680
Net Weight	5.567kg	6kg	6.734kg


Environment 

Conformity 

Quality 










100% Recyclable 

Maximum Load Per Seat 



Fabric Choice Upholstered Versions 

Guarantee 

Plastic Colours

			
White	Grey	Black	Navy
			
Mustard	Turquoise	Lime Green	Red
			
Plum			

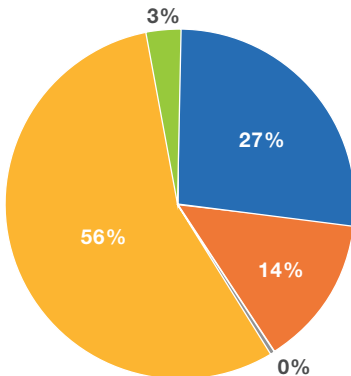
Wood Finishes

	
Beech	Black

End Of Life Considerations

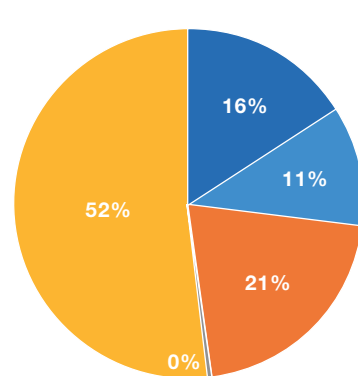
LG4 is designed for contract use, re-use and is 100% recyclable, diverting waste from landfill.

LG4C1 Material Breakdown



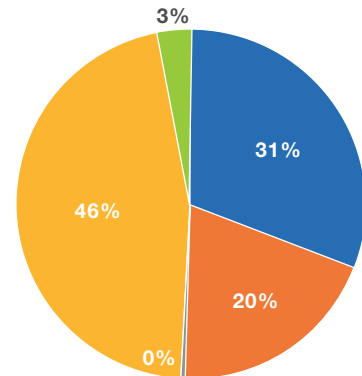
- Steel - 1.49Kg
- Beech Hardwood - 0.763Kg
- Zinc Alloy - 0.02Kg
- Polypropylene - 3.114Kg
- Glass Filled Polypropylene - 0.18Kg

LG4D1 Material Breakdown



- Steel - 0.979Kg
- Aluminium - 0.65Kg
- Beech Hardwood - 1.249Kg
- Zinc Alloy - 0.01Kg
- Polypropylene - 3.112Kg

LG4K1 Material Breakdown



- Steel - 2.07Kg
- Beech Hardwood - 1.358Kg
- Zinc Alloy - 0.01Kg
- Polypropylene - 3.116Kg
- Glass Filled Polypropylene - 0.18Kg