



GRESHAM



# HARLEQUIN EXECUTIVE

PRODUCT DATA SPECIFICATION



GRESHAM

# HARLEQUIN EXECUTIVE

## PRODUCT DATA SPECIFICATION

A fully upholstered leather executive task chair, ideal for management office and boardroom environments.

### Materials

Single piece seat and back boards are produced from laminated plywood with pre-fitted threaded 'T' Nuts' for accurate mounting points.

The boards are covered with CMHR (Combustion Modified High Resilience) flexible Polyurethane foam for comfort and compliance to flammability requirements.

These are upholstered in black leather.

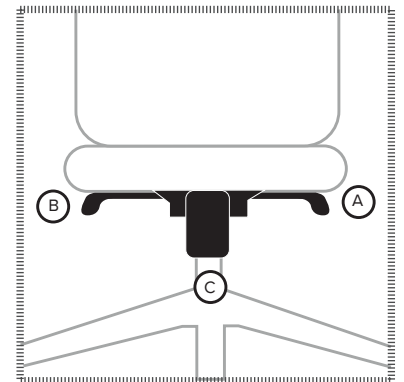
Structural elements, such as mechanisms, arms or side chair frames are manufactured in steel. These are produced from various tubular or flat sheet sections and finished in either an epoxy powder coating or chrome finish depending upon the model.

### Considerations

- Available in two back heights
- Fixed steel arms with soft touch pads
- Polished Aluminium base
- Complementary cantilever side chair.


### Technical Details


			
Model	HQHE-SB1	HQME-SB1	HQEC-SB1
OA Height	1165-1300	950-1080	920
OA Width	650	650	630
OA Depth	650	650	640
OA Arm Height	720-810	720-810	670
Seat Height	455-590	455-590	435
Seat Width	515	515	515
Seat Depth	470	470	470





### HQHE/HQME MECH


- A - Back / Knee Tilt / Back Angle Lock (Lift)
- B - Seat Height Adjustment
- C - Mechanism Tension Adjustment


Environment 


Certification 

Conformity 

Quality 

98% Recyclable 

Maximum Load Per Seat 

Fabric Choice 

Guarantee 