



GRESHAM



MESA

TABLES



MESA

TABLES

Mesa tables are a minimalist table collection, where functionality meets style in a seamless blend of form and substance.



SQUARE



RECTANGULAR

↑ OVERALL HEIGHT: 727MM

↔ WIDTH RANGE: 1000-1600MM

✦ DEPTH RANGE: 1000-1600MM

↑ OVERALL HEIGHT: 727MM

↔ WIDTH RANGE: 1200-2000MM

✦ DEPTH RANGE: 800-1000MM

STARTER UNIT CODE	ADD-ON UNIT CODE	WIDTH	DEPTH	HEIGHT	OPTIONAL CABLE BASKET
Square					
MMT1010	MMT1010A	1000mm	1000mm	727mm	MECT10D
MMT1212	MMT1212A	1200mm	1200mm	727mm	MECT12D
MMT1414	MMT1414A	1400mm	1400mm	727mm	MECT14D
MMT1616	MMT1616A	1600mm	1600mm	727mm	MECT16D
Rectangular					
MMT1208*	MMT1208A*	1200mm	800mm	727mm	MECT12
MMT1408*	MMT1408A*	1400mm	800mm	727mm	MECT14
MMT1608*	MMT1608A*	1600mm	800mm	727mm	MECT16
MMT1808*	MMT1808A*	1800mm	800mm	727mm	MECT18
MMT2008*	MMT2008A*	2000mm	800mm	727mm	MECT20
MMT1610	MMT1610A	1600mm	1000mm	727mm	MECT16
MMT1810	MMT1810A	1800mm	1000mm	727mm	MECT18
MMT2010	MMT2010A	2000mm	1000mm	727mm	MECT20

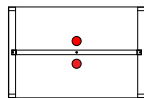
Optional Cable Ports / Cut Outs

Standard cable port quantity and cut-out quantity/positions are shown opposite.

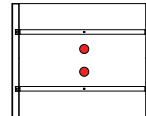
When specifying - suffix the table code with the relevant letter.

Example of code - MMT1608P

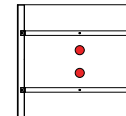
* Indicates 'C' Cut-outs not available



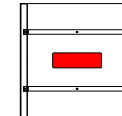
P - Available on 800 deep (Single Cross Rail Central as shown)



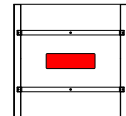
P - Available on 1000 deep (Double Cross Rails as shown)



P - Available on all Square Units - (Double Cross Rails as shown)



C - Available on 1000 deep and above only (Double Cross Rails as shown)



C - Available on all Square Units- (Double Cross Rails as shown)



FEATURES

- Offered in a range of sizes and footprints see price guide
- Available in all our standard MFC and our standard powder coat finishes

MATERIALS

Top panel 25mm Thick Melamine faced chipboard. Tops are edged all around with 2mm thick impact resistant ABS. Leg frames are manufactured from mild steel tube with a 2mm wall thickness. Metalwork is coated in a durable epoxy powder coated finish.

METAL FRAME COLOURS



Black Grey Silver Bronze



White Dew Mustard Egg shell

Environment



Quality



Maximum Load
Evenly distributed



Guarantee



Work Surface



*Further 'standards' certification available upon request.



GRESHAM

Head Office: Gresham Office Furniture Limited, Platinum Park, Lynstock Way, Horwich, Bolton, BL6 4SA | **Tel:** 01204 664422

London Showroom: 28 St John's Lane, Clerkenwell, London, EC1M 4BU | **Tel:** 020 7242 5709

WWW.GOF.CO.UK