




GRESHAM



DECK

PRODUCT DATA SPECIFICATION



GRESHAM

DECK

PRODUCT DATA SPECIFICATION

A dining / meeting bench seat and table range available in a range of panel and steel tube under frames. Available at dining or poseur heights.

Material

M.F.C.*

Top panel and gable end panels are manufactured from 36 Thick M.F.C.* Top with matching or contrasting 2mm thick impact resistant ABS edging.

Mitred laminate

Top panel and gable end panels are manufactured from 38 Thick laminated M.D.F.** Top can be supplied with matching or contrasting Laminate edging also available with birch ply edging.

Metal leg frames are continuously welded frame manufactured from 40mm square mild steel tube with a 1.5mm wall thickness.

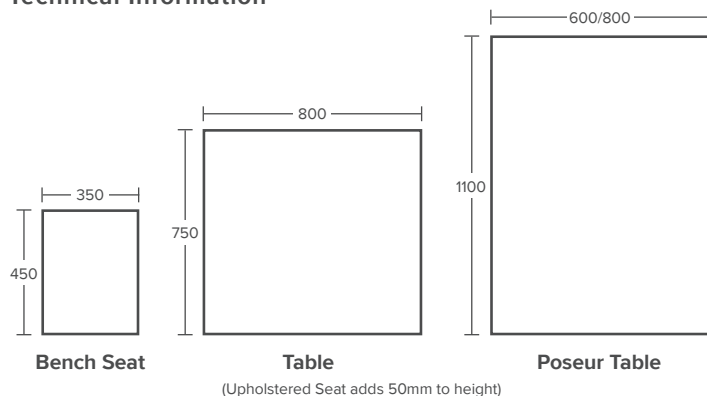
All metalwork is coated in a durable epoxy powder coated finish.









Considerations

- Offered in a range of sizes and foot prints see price guide.
- Matching seat bench available.
- Seat pads available in a choice of fabrics.
- Delivered fully assembled please ensure suitable access is available.

*M.F.C. = Melamine faced chipboard
**M.D.F. = Medium density fibre board

Technical Information



Square edge	
Certification	
Environment	
Quality	
100% Recyclable	
Work Surface	
Maximum Load Evenly Spread	
Guarantee	
Dimensions	For full details see our price guide