



GRESHAM

BENCH² ACCESS TOP

PRODUCT DATA SPECIFICATION

A robust and versatile bench system. Product comes with sliding top as standard. Using starter and add on units the product can be built up into clusters which share legs.

Material

Top panel 25mm Thick Melamine faced chipboard. Tops are edged all around with 2mm thick impact resistant ABS.

Leg frames and spines are manufactured from mild steel tube with a 2mm wall thickness.


All ferrous metalwork is coated in a durable epoxy powder coated finish.


Spine to Leg clamp and desk to desk linking elements are in manufactured in die cast aluminium.

Considerations

- Offered in a range of sizes and foot prints see price guide.
- Optional aluminium framed screen available.
- Shallow or deep steel cable trays options conforms to BS6396: 2011.
- Steel or plastic cable riser available.
- Choice of angled or straight leg frames.
- Can be used with a range of clamp on monitor arms and surface mounted electrical and data outlet modules.

Square edge 

Certification 

Conformity 

Environment 

Quality 

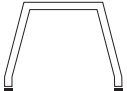
100% Recyclable 

Work Surface 


Guarantee 

Dimensions
For full details see our price guide

Leg Styles



Angled leg prefix
code with A



Straight leg