



GRESHAM



Kulture 

STRENGTH & SIMPLICITY



GRESHAM

Kulture

CONTENTS

Introduction	04
About Us	06
Kulture Quoll - Storage.....	08
Kulture Quoll - Components	10
Kulture Quoll - Components	12
Kulture Capaldi - Soft Seating	14
Kulture Capaldi	16
Kulture MFC Finishes	18

Kulture

Kulture is a comprehensive collection of furniture - adaptable arrangements that can be aligned to your individual interior needs. Consisting of Capaldi, a modular seating set and Quoll, a versatile storage solution. Both are available in an array of finishes, curating Kulture to suit your space.

Kulture Quoll

Style meets flexibility in the new Kulture range from Gresham. Designed to support the dynamic, ever-changing workplace, each item is modular and re-configurable to suit your changing needs. The versatility in the design is endless; as items can be built in any number of combinations. The range is ideal for the modern workspace as agile and activity-based working practices continue to evolve. Kulture Quoll Cupboards come in four optional sizes. You can assemble display units or top units on top of them and in doing so create a simple and adaptable combination storage, thereby making best use of your workspace. The Cupboards come in a variety of MFC finishes.

Kulture Capaldi

Kulture Capaldi is an easily reconfigurable modular sofa designed specifically with the contract market in mind. The organically shaped rectangular units can be used individually, laid out in structured patterns or scattered throughout a space to create adaptable seating arrangements. The versatility of the design is endless, modules can be connected together in various ways, optimising soft seating in areas with space constraints in both public zones and private areas. Kulture Capaldi is the perfect sofa for informal meetings and work activities in a relaxed and comfortable setting. Specify in contrasting fabrics to add an element of personality and character.





Kulture

We Design with Passion and Practicality.

Our Designers

Gresham's in-house Design team boasts eclectic yet experienced backgrounds in Product Design, Industrial and Furniture Design, Design Engineering and Graphics, to name but a few. Based at our Bolton studio, our in-house team come from a myriad of disciplines, bringing their expertise to create inspiring designs. Whether for mainstream products, special variations or totally bespoke solutions, we provide a complete service from concept, through manufacturing to presentation and hand-over. Working in a high-pressure commercial environment, our team needs to balance creativity and flair with quality. We continually explore innovations in technology, materials and processing, as well as keeping abreast of style, popular colour trends and the ever-adapting workplace. It's all about getting it right.



GRESHAM
DESIGN



Kulture

Kulture Quoll Cupboards come in four optional sizes. You can assemble display units or top units on top of them and in doing so create a simple and adaptable combination storage, thereby making best use of your workspace. The Cupboards come in a variety of MFC finishes.

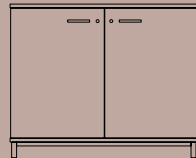
Kulture Quoll - Storage



KQ12PLST
Plinth
W1200 x D400 x H120



KQ1206ST
Low Storage Unit
W1200 x D400 x H568




KQ1210ST
Tall Storage Unit
W1200 x D400 x H984



KQ08PLST
Plinth
W800 x D400 x H120



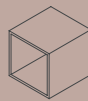
KQ0806ST
Low Storage Unit
W800 x D400 x H568



KQ0810ST
Tall Storage Unit
W800 x D400 x H984



KQSHELF
Shelf
W370 x D361 x H18



KQBOX
Box
W370 x D361 x H376




Kulture

Totally re-configurable, the cube-shaped units allow you to adapt the size and shape of your storage as your workspace changes.

Kulture Quoll - Components



KQ1W1H
1 Wide x 1 High Unit
W408 x D398 x H398



KQ1W2H
1 Wide x 2 High Unit
W408 x D398 x H777



KQ1W3H
1 Wide x 3 High Unit
W408 x D398 x H1157



KQ1W4H
1 Wide x 4 High Unit
W408 x D398 x H1537




KQ1W5H
1 Wide x 5 High Unit
W408 x D398 x H1916



KQ2W1H
2 Wide x 1 High Unit
W797 x D398 x H398




KQ2W2H
2 Wide x 2 High Unit
W797 x D398 x H777



KQ2W3H
2 Wide x 3 High Unit
W797 x D398 x H1157



KQ2W4H
2 Wide x 4 High Unit
W797 x D398 x H1537



KQ2W5H
2 Wide x 5 High Unit
W797 x D398 x H1916




Kulture

Totally re-configurable, the cube-shaped units allow you to adapt the size and shape of your storage as your workspace changes.

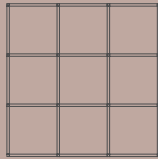
Kulture Quoll - Components



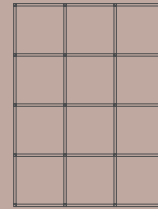
KQ3W1H
3 Wide x 1 High Unit
W1187 x D398 x H398




KQ3W2H
3 Wide x 2 High Unit
W1187 x D398 x H777



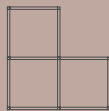
KQ3W3H
3 Wide x 3 High Unit
W1187 x D398 x H1157



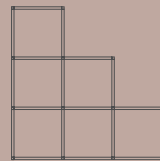
KQ3W4H
3 Wide x 4 High Unit
W1187 x D398 x H1537




KQ3W5H
3 Wide x 5 High Unit
W1187 x D398 x H1916



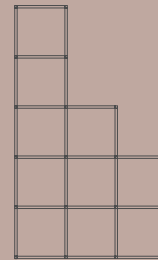
KQ2W2HST
2 Wide x 2 High Step Unit
W797 x D398 x H777



KQ3W3HST
3 Wide x 3 High Step Unit
W1187 x D398 x H1157



KQ3W4HST
3 Wide x 4 High Step Unit
W1187 x D398 x H1537



KQ3W5HST
3 Wide x 5 High Step Unit
W1187 x D398 x H1916



Kulture

In keeping with the modular design of the Kulture Quoll storage system, the Kulture Capaldi sofa is also an ultra-modern, modular range that can be adapted to and enhance any workspace. Modern, stylish and functional – the Capaldi sofa is a fitting addition to any workspace.

Kulture Capaldi - Soft Seating



KCSEAT
Seat Unit
W1180 x D590 x H440



KCBACK
Back Unit
W1180 x D295 x H762



KCLARM
Long Arm Unit
W885 x D295 x H630



KCSARM
Short Arm Unit
W590 x D295 x H630



KCSEATING
End Seat Unit
W1475 x D590 x H440

KCLINK
Linking Brackets
N/A




Kulture

Versatility is essential in today's ever evolving workplace and that's why we put it at the heart of Kulture. Not just in the way in which the furniture can be configured and used, but the finishes as well. With our wide selection of surfaces, upholstery and edging you can adapt the design of Kulture to suit. Allowing you to bring a touch of personality and style to any workspace.

Gresham MFC Collection - Surfaces

A chic choice of 12 classic wood grain finishes and 5 fashionable yet subtle colours.



Alpine Oak

Beech

Elm

Ash

Maple


Walnut

Dark Walnut

Light Beech

Royal Oak

Apple



Black

Grey

Silver

White


Midnight Ash

Nordic Ash

Light Concrete

Gresham MFC Collection - Edging

Superior high impact resistant ABS edging is used on all our board finishes in preference to the less environmentally friendly Polyvinyl Chloride (PVC).



Alpine Oak

Beech

Elm

Ash

Maple


Walnut

Dark Walnut

Light Beech

Royal Oak

Apple



Black

Grey

Silver

White

Midnight Ash

Nordic Ash

Light Concrete

Multiplex



FIND US ON SOCIAL MEDIA



FACEBOOK

Gresham Office Furniture



TWITTER

@greshamltd



INSTAGRAM

GreshamOfficeFurniture



LINKEDIN

linkedin@gof.co.uk



GRESHAM



GRESHAM

GRESHAM OFFICE FURNITURE

Platinum Park, Lynstock Way, Bolton BL6 4SA

Tel: 01204 664422 • Fax: 01204 664433

Email: info@gof.co.uk

65 Clerkenwell Road, London EC1R 5BL

Tel: 020 7242 5709

Email: londonshowroom@gof.co.uk

www.gof.co.uk