



GRESHAM



LS21 | LS22 | LS23

PRODUCT DATA SPECIFICATION




GRESHAM

# LS21 & LS22

## PRODUCT DATA SPECIFICATION

Designed to match a variety of lifestyle seating.



### Material

Top panels are produced in a selection of materials: 25mm or 36mm thick Melamine Faced Chipboard or 25mm MDF with a Plastic Laminates facing material. All substrates have their edges finished with 2mm thick, impact resistant ABS. All panel materials are offered in a selection of uni colours or wood grained prints for choice. Laminate finished tops are offered in square or chamfered edge options.

Base panels are produced with a combination of tubular Steel, circular hollow sections for the columns, whilst both styles of four-star bases are produced in die-cast Aluminium for strength and styling. All metalwork is finished with a durable epoxy powder coating which is available in a selection of RAL colours: White, Silver, Grey & Black as standard. Aluminium bases can be polished.

### Considerations

- Offered in a range of footprints shapes and sizes
- Offered in reception and lounge heights as standard
- Delivered fully assembled.
- Fitted with glides.


Square edge 

Chamfered edge 


Conforms to 

Environment 

Quality 

100% Recyclable 

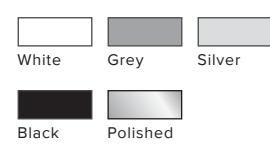
Work Surface 

Maximum Load  
Evenly Spread 

Guarantee 

Dimensions  
For full details see our price guide

### Frame Finishes





GRESHAM

# LS23

## PRODUCT DATA SPECIFICATION

Designed to match a variety of lifestyle seating.



### Material


Top panels are produced in a selection of materials: 25mm or 36mm thick Melamine Faced Chipboard or 25mm MDF with a Plastic Laminates facing material. All substrates have their edges finished with 2mm thick, impact resistant ABS. All panel materials are offered in a selection of uni colours or wood grained prints for choice. Laminate finished tops are offered in square or chamfered edge options.

Frames are produced in CNC Bent 12.7mm diameter high tensile steel rod fitted with clear ABS saddle feet with felt pads to ensure floors on which the table is used are kept mark-free. All metalwork is finished with a durable epoxy powder coating which is available in a selection of RAL colours: White, Silver, Grey & Black as standard. Frames can also be supplied with a chrome finish.

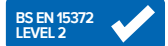
### Considerations

- Offered in a range of footprints shapes and sizes
- Offered in reception and lounge heights as standard
- Delivered fully assembled.
- Fitted with glides.

Square edge



Conformity



Environment



Quality



98% Recyclable



Work Surface



Maximum Load  
Evenly Spread




Guarantee



Dimensions

For full details see our price guide

### Frame Finishes





**GRESHAM**